

US00D532025S

(12) **United States Design Patent**  
**Wettlaufer**

(10) **Patent No.:** **US D532,025 S**

(45) **Date of Patent:** **\*\* Nov. 14, 2006**

(54) **DRIVE CHAIN LINK WITH CRUCIFORM ADORNMENT**

(76) Inventor: **Eric Wettlaufer**, 518 Virginia Ave.,  
Port Orange, FL (US) 32127

(\*\*) Term: **14 Years**

(21) Appl. No.: **29/222,077**

(22) Filed: **Jan. 26, 2005**

(51) **LOC (8) Cl.** ..... **15-09**

(52) **U.S. Cl.** ..... **D15/149; D15/138**

(58) **Field of Classification Search** ..... D99/27;  
D15/148, 149; 59/84, 90; 474/206, 209-217,  
474/232, 248

See application file for complete search history.

(56) **References Cited**

**U.S. PATENT DOCUMENTS**

168,081	A	*	9/1875	Chamberlin	.....	59/84
2,601,575	A		6/1952	Weinacker et al.		
2,753,680	A		7/1956	Linnenbank		
3,664,121	A		5/1972	Camitz		
4,343,614	A		8/1982	Schulte		
4,627,232	A	*	12/1986	Bruce	.....	59/84
4,750,325	A		6/1988	Messier		
5,176,585	A	*	1/1993	Novak	.....	474/206
5,343,718	A		9/1994	Poll		
5,741,196	A	*	4/1998	Campagnolo	.....	474/206
5,921,881	A	*	7/1999	Nakamura	.....	474/217

6,006,513 A 12/1999 Hinds  
6,571,578 B1 6/2003 Akyol  
2005/0202914 A1 \* 9/2005 Reiter et al. .... 474/206

\* cited by examiner

*Primary Examiner*—Antoine D. Davis

*Assistant Examiner*—Patricia Palasik

(74) *Attorney, Agent, or Firm*—Paul S. Rooy P.A.

(57) **CLAIM**

The ornamental design for a drive chain link with cruciform adornment, as shown and described.

**DESCRIPTION**

FIG. 1 is a front isometric view of a drive chain link with cruciform adornment.

FIG. 2 is a front view of a drive chain link with cruciform adornment.

FIG. 3 is a top view of a drive chain link with cruciform adornment.

FIG. 4 is a rear view a drive chain link with cruciform adornment.

FIG. 5 is a bottom view of a drive chain link with cruciform adornment.

FIG. 6 is a right side view of a drive chain link with cruciform adornment; and,

FIG. 7 is a left side view of a drive chain link with cruciform adornment.

**1 Claim, 4 Drawing Sheets**

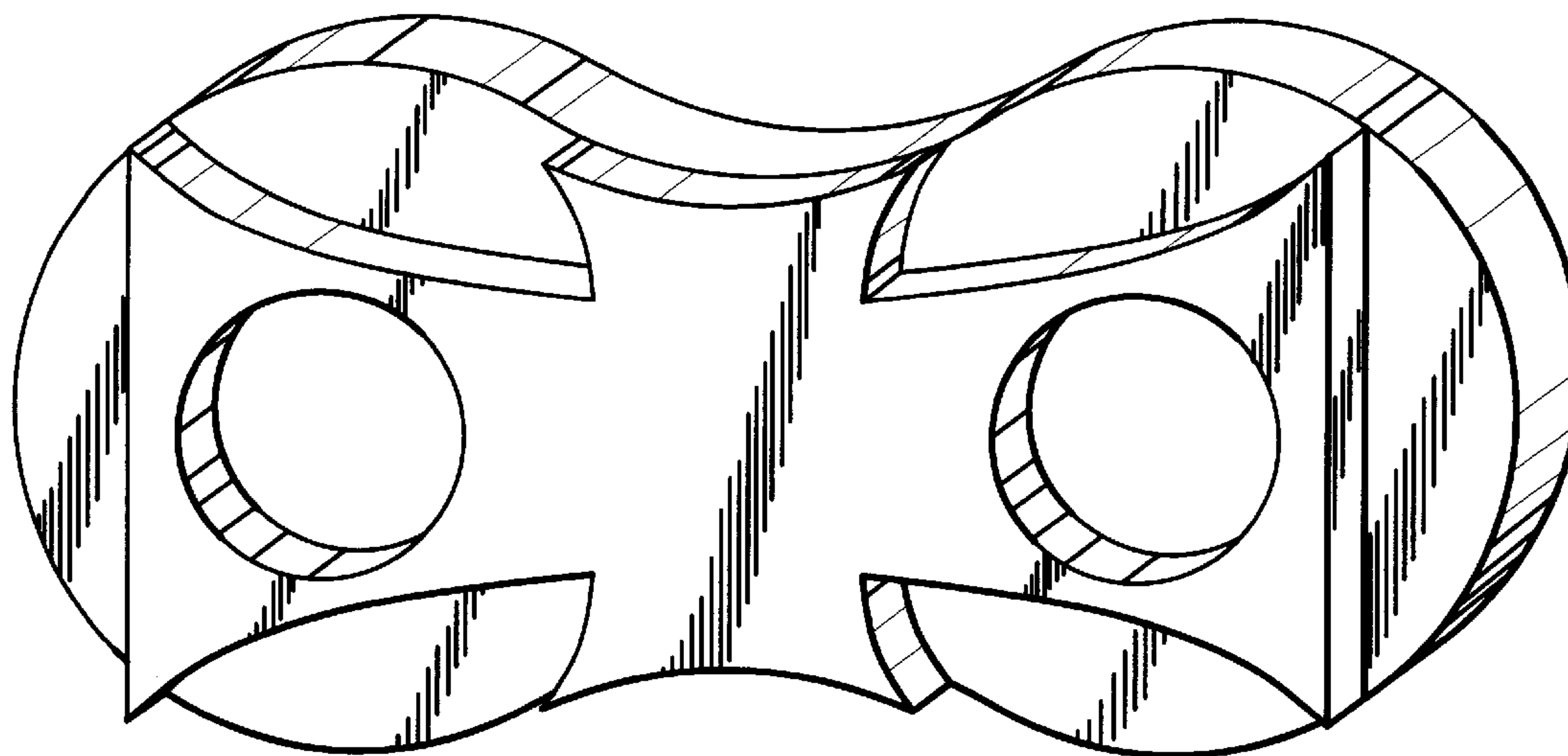


Fig. 1

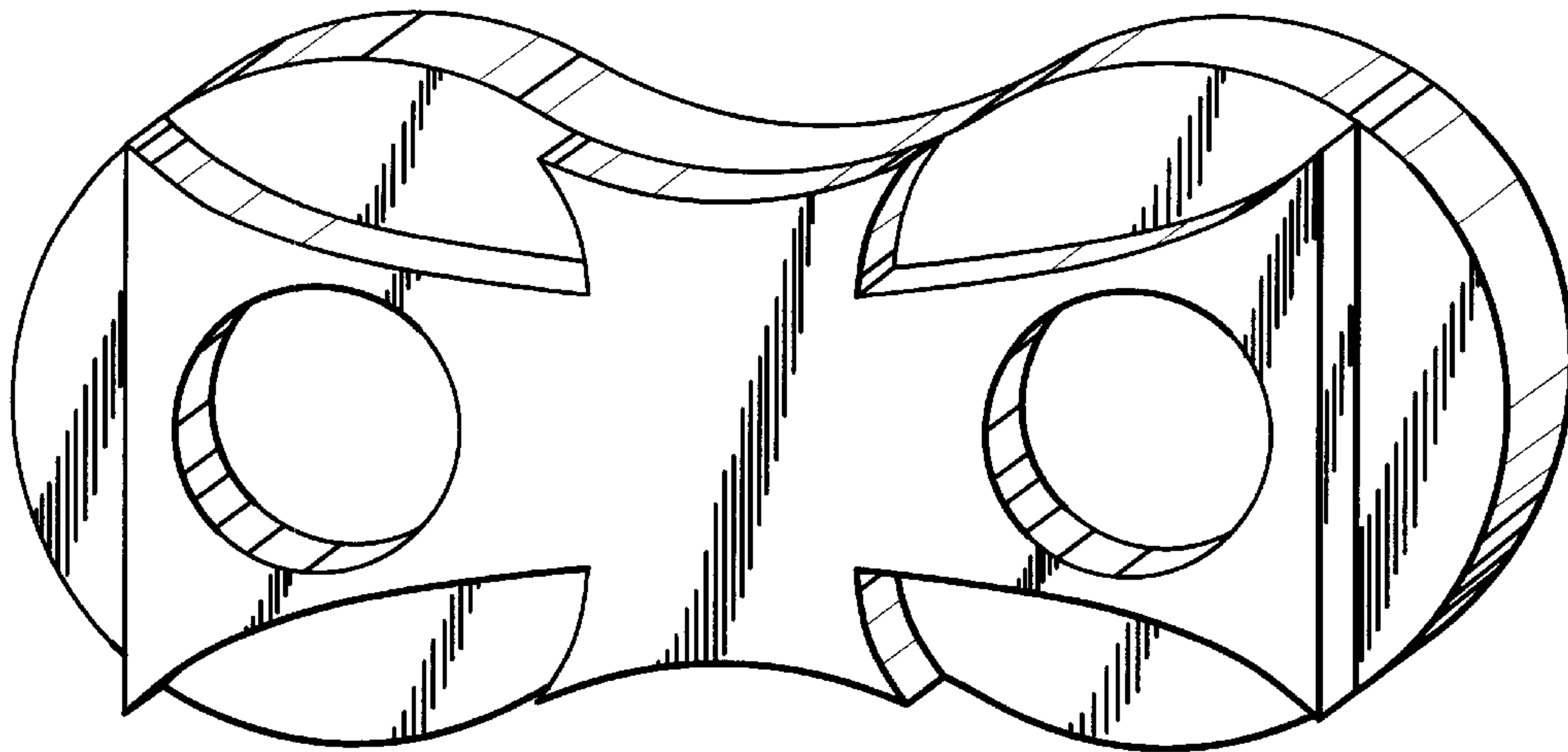


Fig. 2

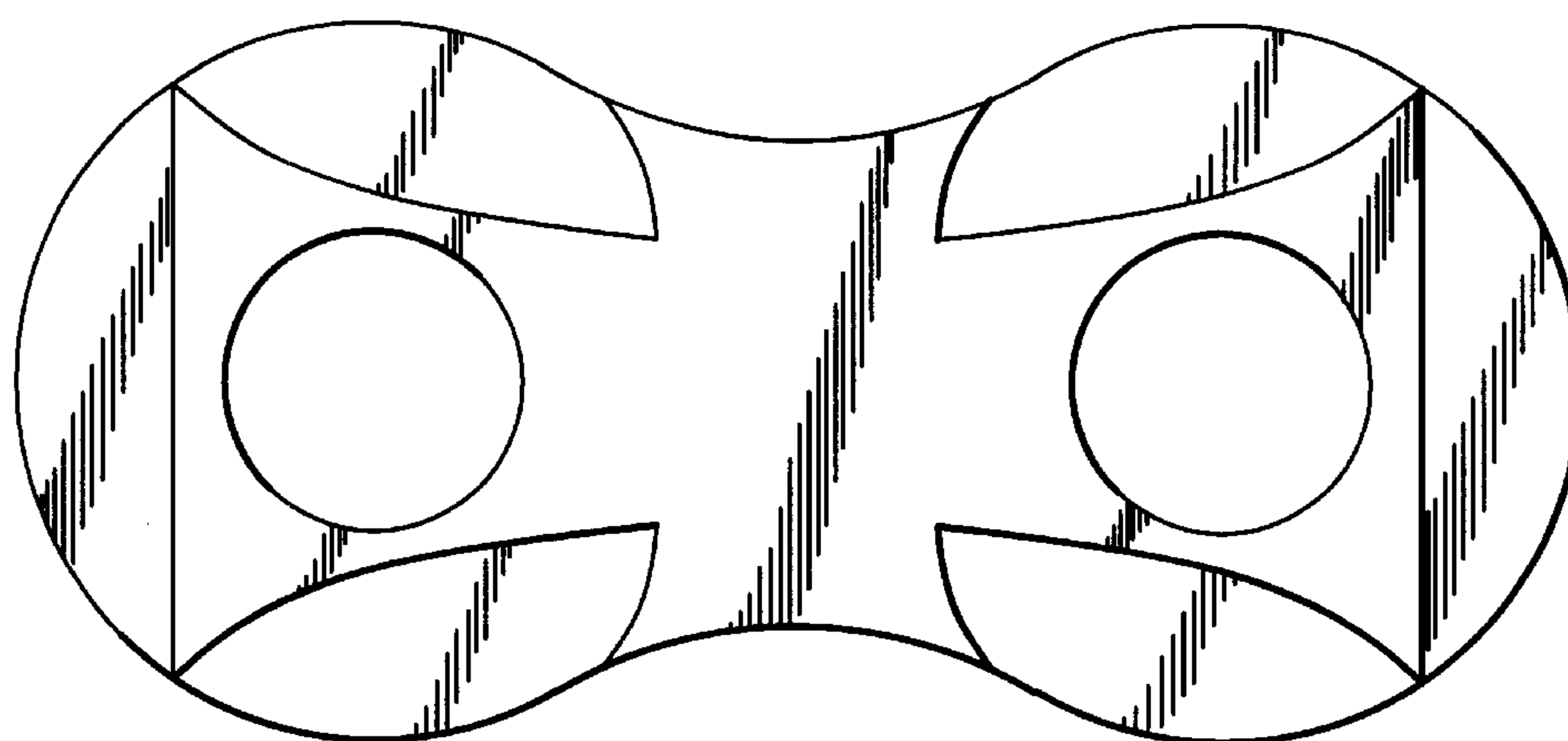


Fig. 3

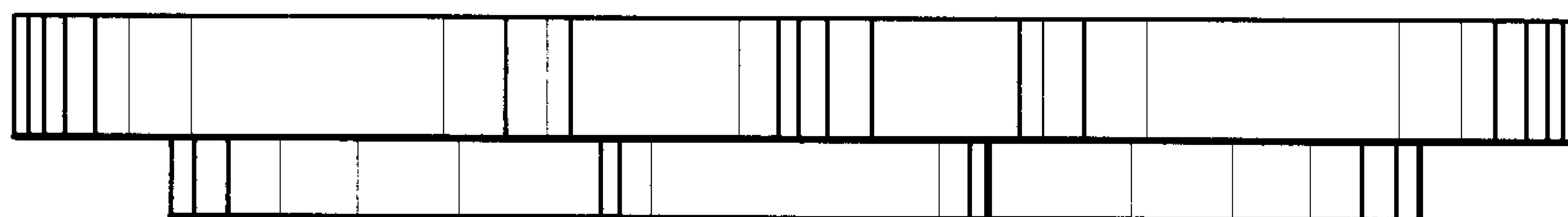


Fig. 4

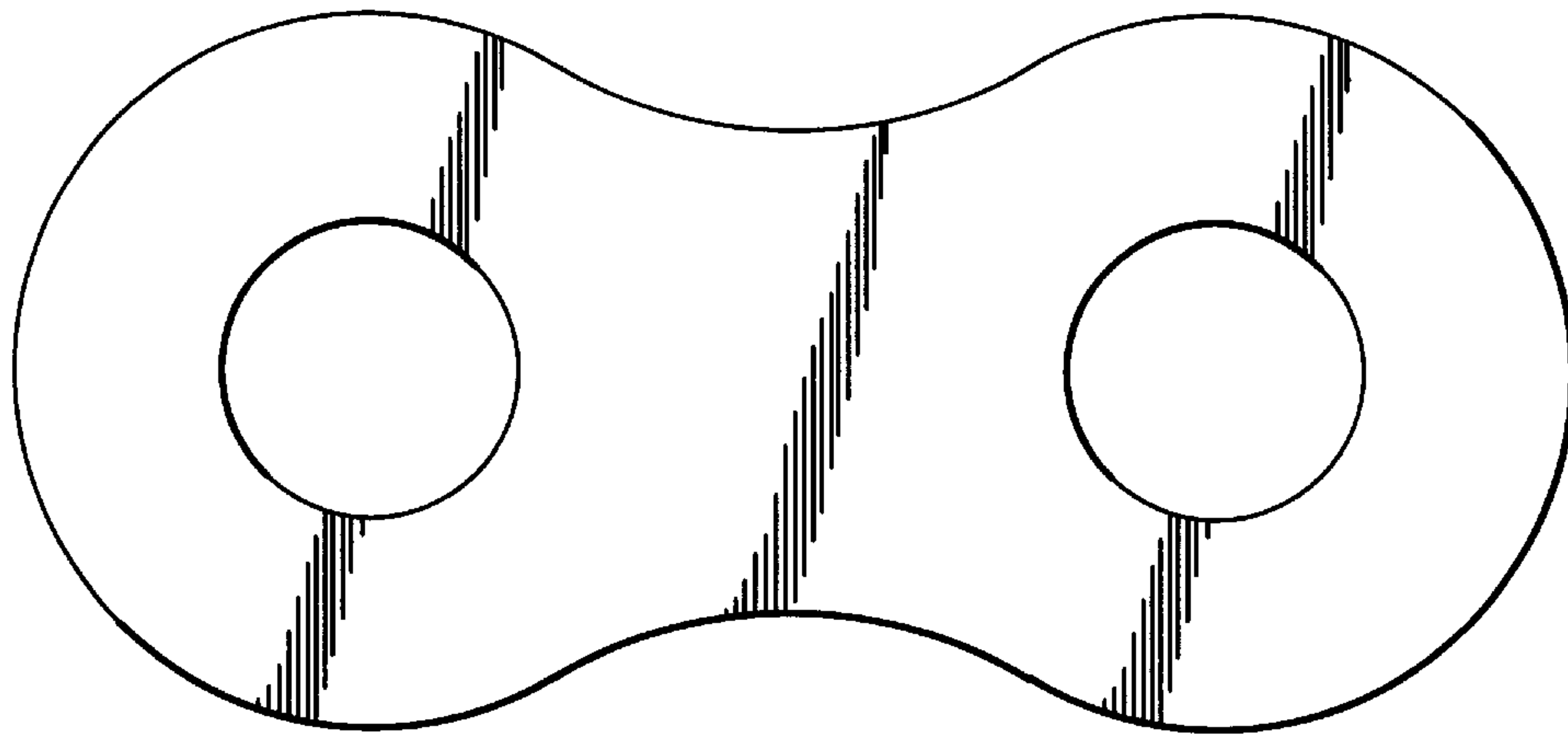


Fig. 5



Fig. 6

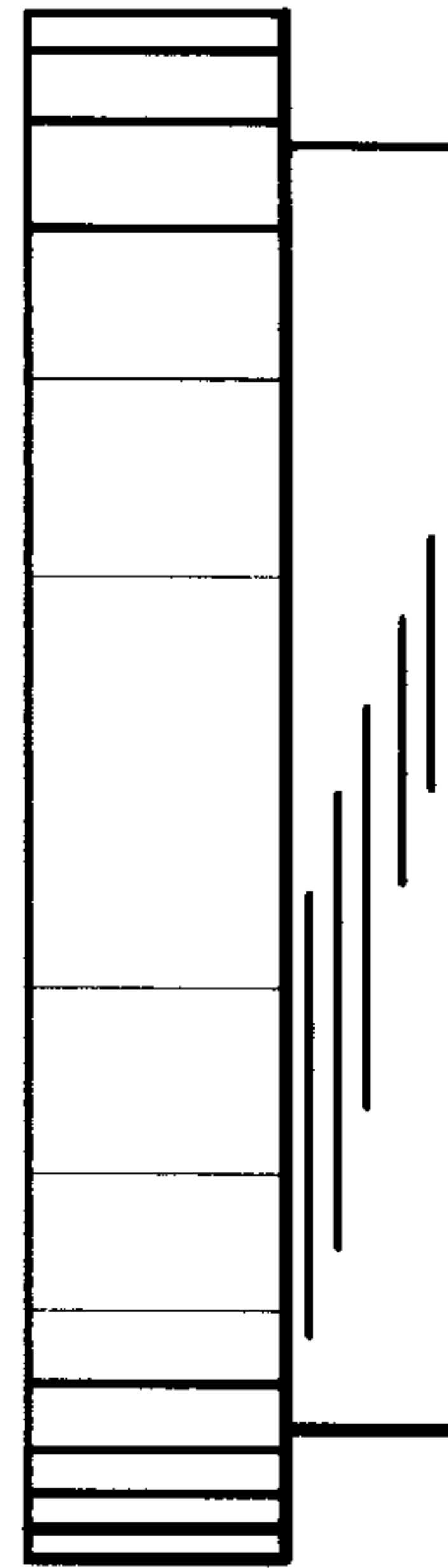


Fig. 7

