

US00D532022S

(12) **United States Design Patent**  
**Kuwae**

(10) **Patent No.:** **US D532,022 S**

(45) **Date of Patent:** **\*\* Nov. 14, 2006**

(54) **PORTION OF A FRONT PART OF A HOOD FOR A RIDING-TYPE MOWER**

(75) Inventor: **Junta Kuwae**, Osaka (JP)

(73) Assignee: **Kubota Corporation**, Osaka (JP)

(\*\*) Term: **14 Years**

(21) Appl. No.: **29/212,329**

(22) Filed: **Aug. 30, 2004**

(30) **Foreign Application Priority Data**

Jun. 25, 2004 (JP) ..... 2004-19090

(51) **LOC (8) Cl.** ..... **15-03**

(52) **U.S. Cl.** ..... **D15/31; D15/17**

(58) **Field of Classification Search** ..... D15/10,  
D15/11, 14-17, 22-26, 28, 31; 180/68.1,  
180/900, 89.1, 89.12, 89.19, 69.2, 69.21,  
180/69.22, 69.23, 69.24, 69.25; 56/13.3,  
56/15.9, 16.1, 16.7, 17.4, 202, 255, 320.1,  
56/13.4, 15.6, 294, 320.2; 382/485

See application file for complete search history.

(56) **References Cited**

**U.S. PATENT DOCUMENTS**

D423,520 S \* 4/2000 Smith ..... D15/15  
D447,153 S \* 8/2001 Hornung ..... D15/17  
D447,492 S \* 9/2001 Goebert et al. .... D15/31

D466,531 S \* 12/2002 Hohnl et al. .... D15/31  
D473,570 S \* 4/2003 Kuwae ..... D15/15  
D473,881 S \* 4/2003 Kuwae ..... D15/28  
D473,882 S \* 4/2003 Kuwae ..... D15/31  
D498,485 S \* 11/2004 Kuwae ..... D15/31  
D507,582 S \* 7/2005 Higashikawa ..... D15/31

\* cited by examiner

*Primary Examiner*—Stella Reid

*Assistant Examiner*—Mark Goodwin

(74) *Attorney, Agent, or Firm*—The Webb Law Firm

(57) **CLAIM**

The ornamental design for a portion of a front part of a hood for a riding-type mower, as shown and described.

**DESCRIPTION**

FIG. 1 is a right front perspective view of a portion of a front part of a hood for a riding-type mower showing my new design;

FIG. 2 is a left front perspective view thereof;

FIG. 3 is a front view thereof;

FIG. 4 is a top view thereof;

FIG. 5 is a left side view thereof;

FIG. 6 is an enlarged right side view thereof; and,

FIG. 7 is a perspective view similar to FIG. 1. However, the part of the photograph shown in a coarse dot pattern and outlined in dashed lines illustrates a portion of the mower that forms no part of the claimed design.

**1 Claim, 3 Drawing Sheets**






Fig. 1




Fig. 2



Fig. 3



Fig. 4




Fig. 5




Fig 6






Fig. 7