



US00D532013S

(12) **United States Design Patent**  
**Lin**

(10) **Patent No.:** **US D532,013 S**

(45) **Date of Patent:** **\*\* Nov. 14, 2006**

(54) **FRONT BEZEL FOR COMPUTER ENCLOSURE**

(75) Inventor: **Jin-Xian Lin**, Shenzhen (CN)

(73) Assignee: **Hon Hai Precision Industry Co. Ltd**,  
Taipei Hsien (TW)

(\*\*) Term: **14 Years**

(21) Appl. No.: **29/241,556**

(22) Filed: **Oct. 28, 2005**

(30) **Foreign Application Priority Data**

Aug. 12, 2005 (CN) ..... 2005 3 0079194

(51) **LOC (8) Cl.** ..... **14-02**

(52) **U.S. Cl.** ..... **D14/444**

(58) **Field of Classification Search** ..... D14/441-446,  
D14/349; D13/162, 184, 199; 312/223.2;  
360/99.01-99.12; 361/680-686, 690-696;  
369/34.01, 36.01

See application file for complete search history.

(56) **References Cited**

**U.S. PATENT DOCUMENTS**

5,169,218 A \* 12/1992 Chu ..... 312/223.2  
D421,252 S \* 2/2000 Wong ..... D14/441

D439,254 S \* 3/2001 Zhao ..... D14/441  
D454,872 S \* 3/2002 Tanaka ..... D14/349  
D464,359 S \* 10/2002 Chien et al. .... D14/444  
D480,728 S \* 10/2003 Tanaka ..... D14/444  
D500,762 S \* 1/2005 Chen et al. .... D14/444

\* cited by examiner

*Primary Examiner*—Freda S. Nunn

(74) *Attorney, Agent, or Firm*—Jeffrey T. Knapp

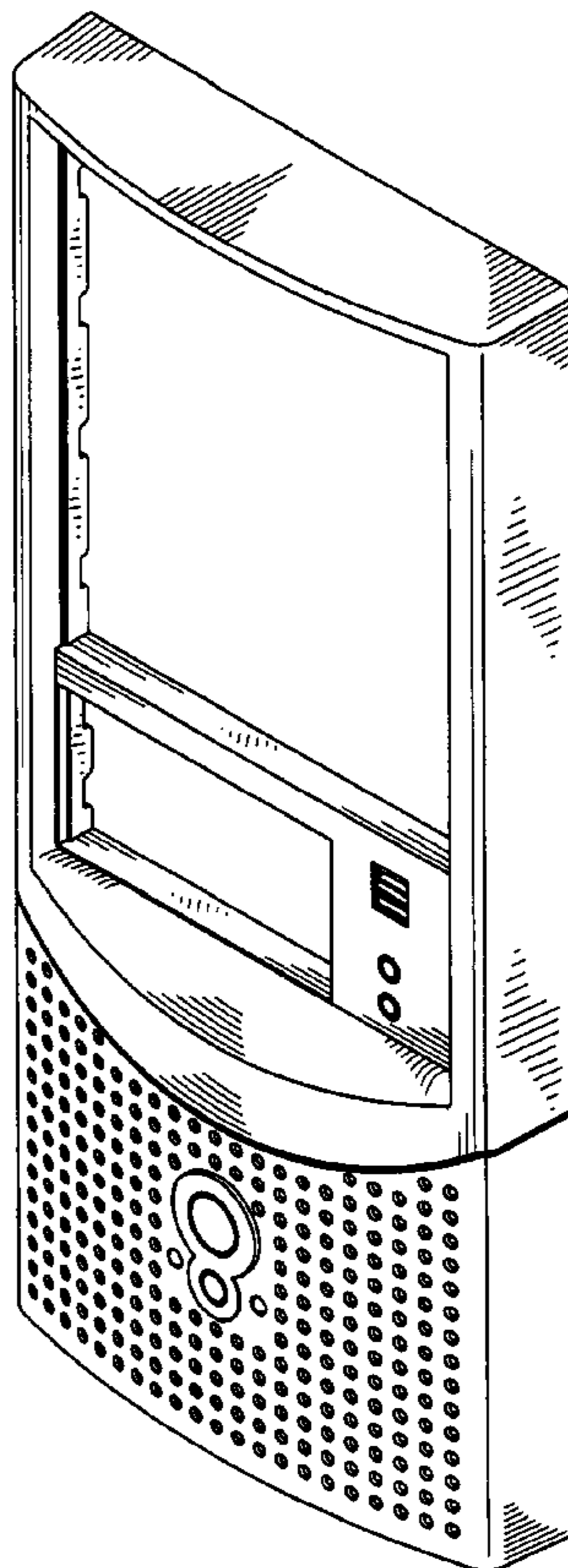
(57) **CLAIM**

The ornamental design for a front bezel for computer enclosure, as shown and described.

**DESCRIPTION**

FIG. 1 is a perspective view of a front bezel for computer enclosure showing my new design;  
FIG. 2 is a front elevational view thereof;  
FIG. 3 is a rear elevational view thereof;  
FIG. 4 is a left side elevational view thereof;  
FIG. 5 is a right side elevational view thereof;  
FIG. 6 is a top plan view thereof; and  
FIG. 7 is a bottom plan view thereof; and,  
FIG. 8 is a perspective view thereof being mounted to a computer enclosure which is shown in broken lines for illustrative purposes only and forms no part of the claimed design.

**1 Claim, 6 Drawing Sheets**



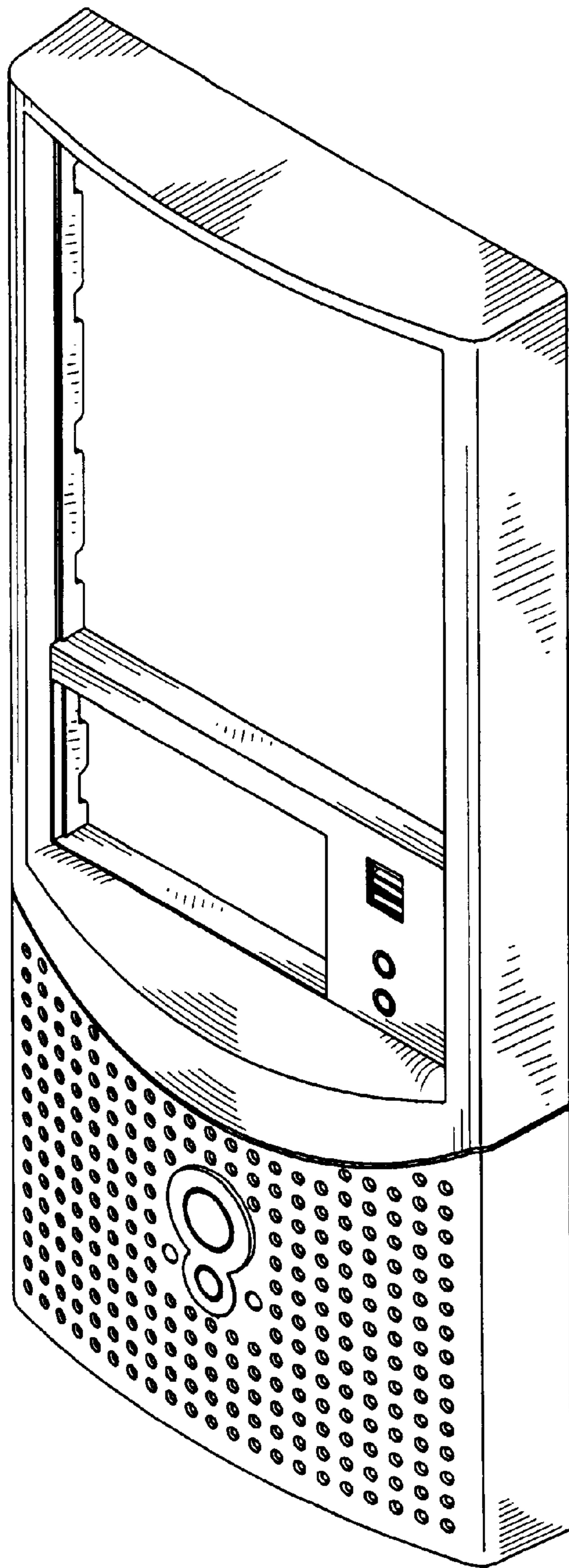


FIG. 1

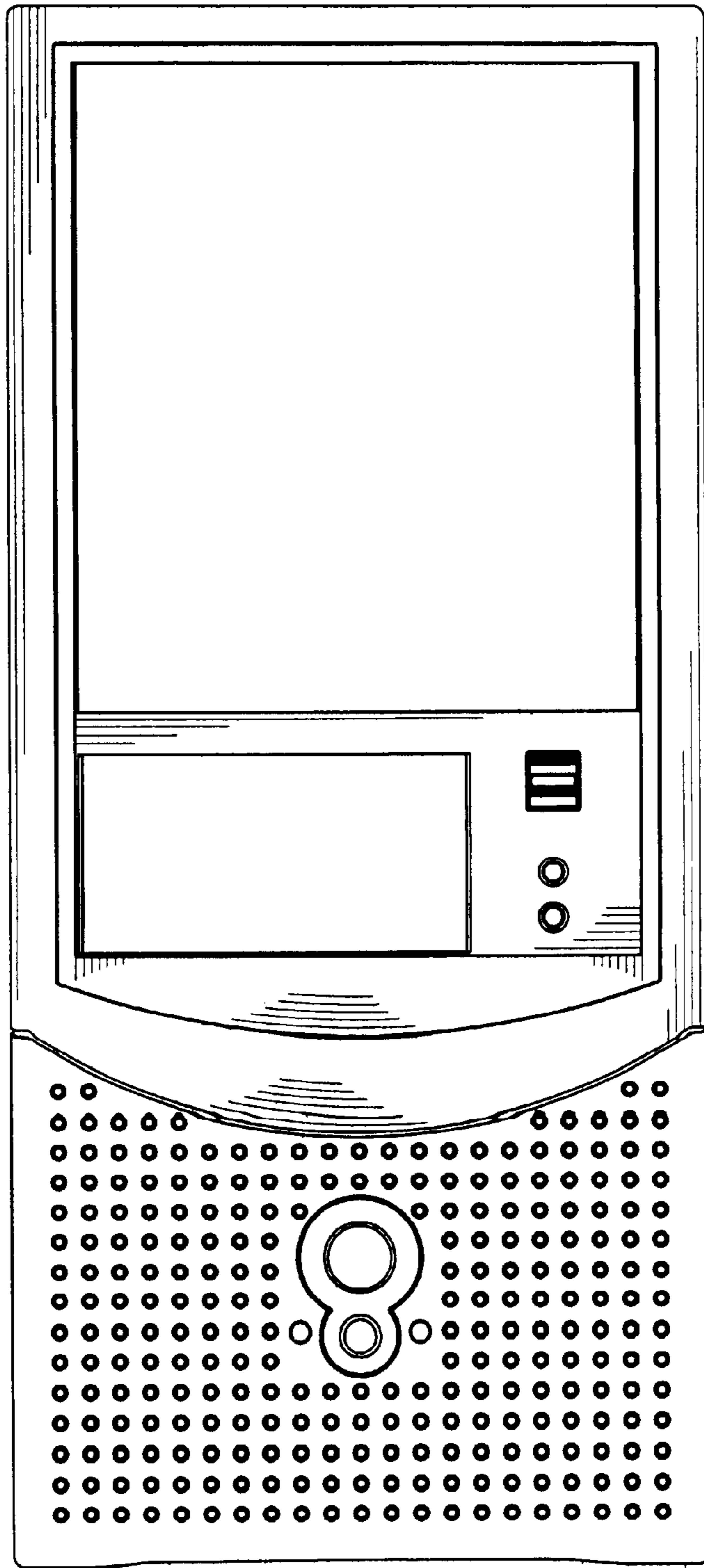


FIG. 2

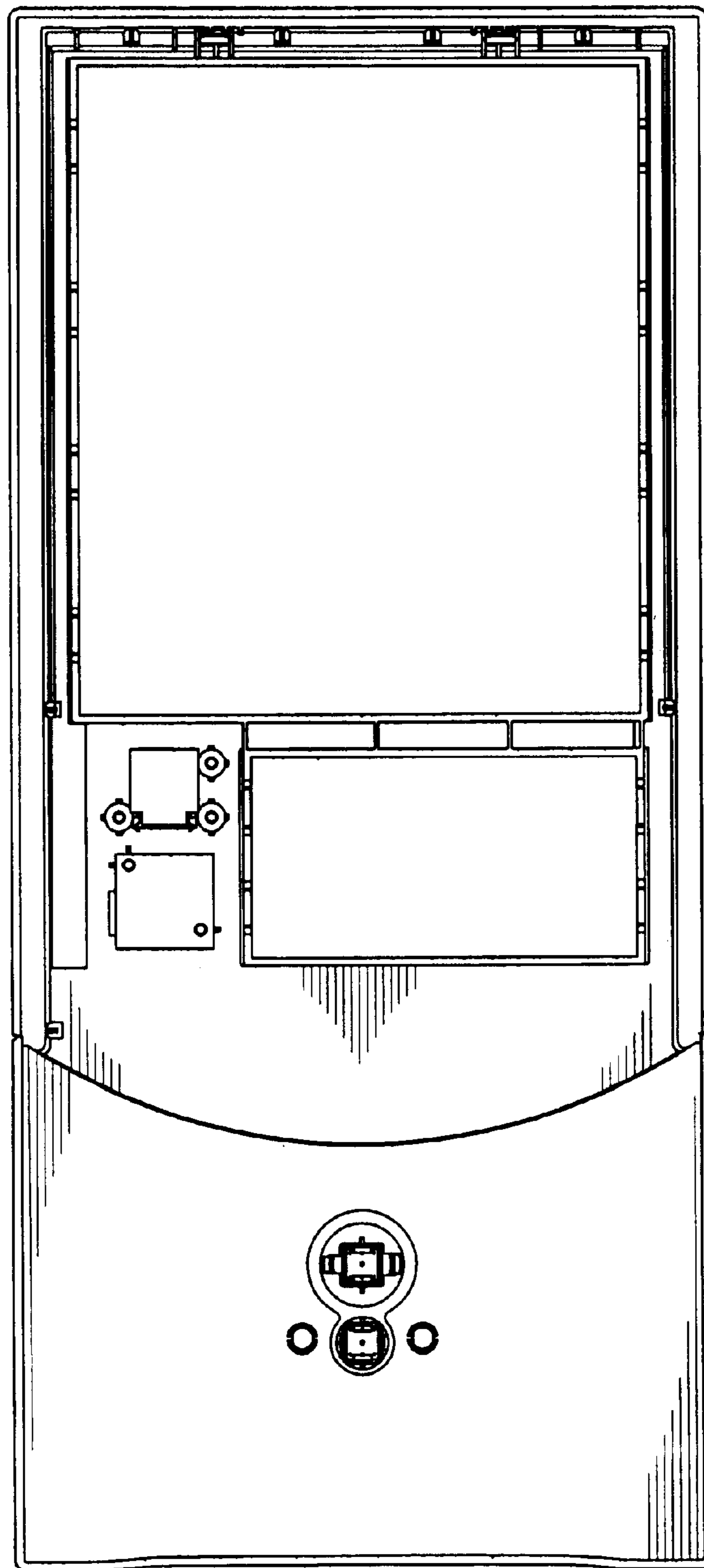


FIG. 3

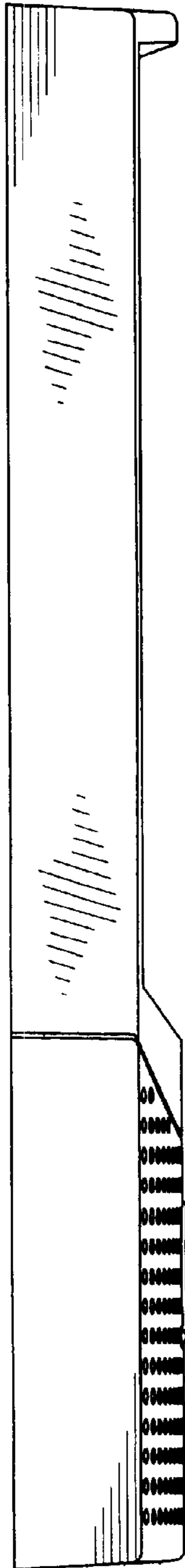


FIG. 4

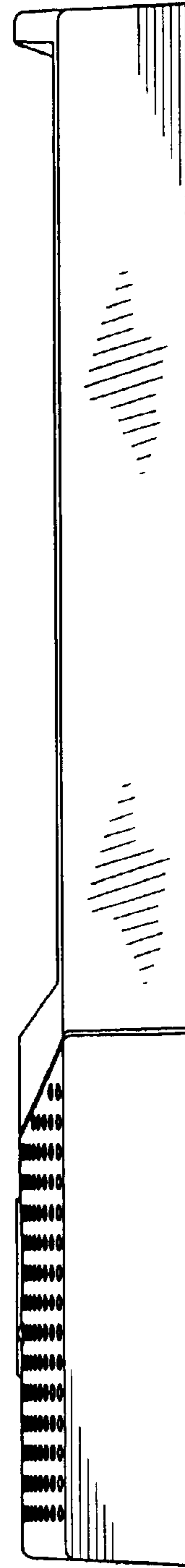


FIG. 5

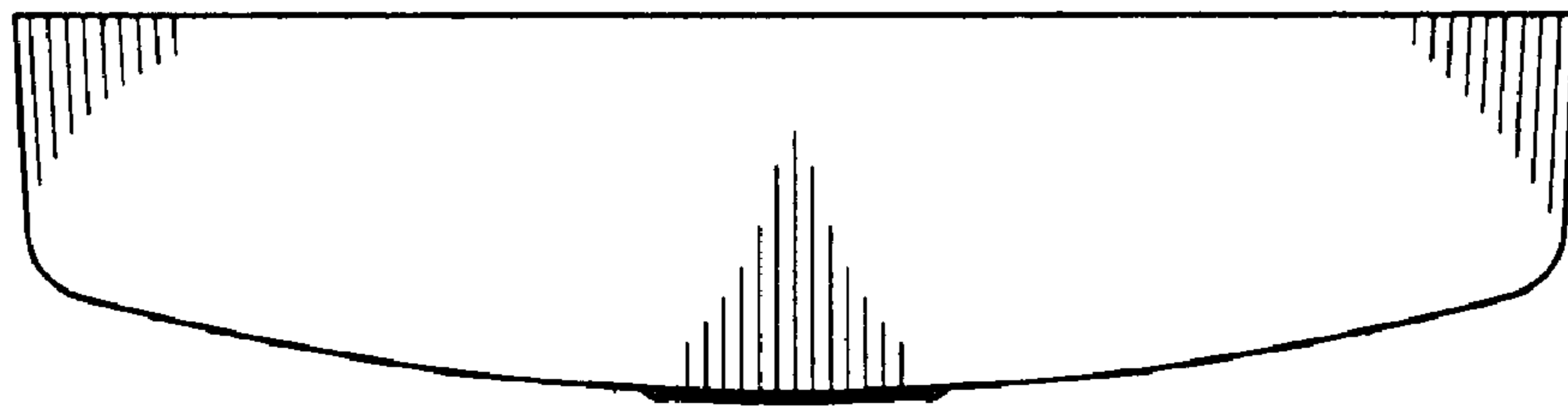


FIG. 6

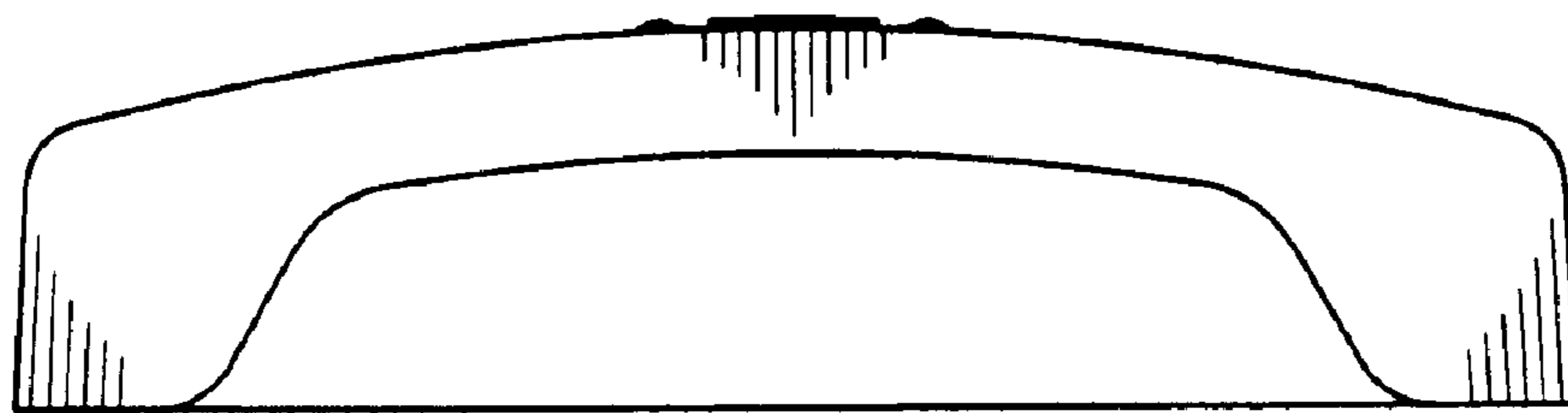


FIG. 7

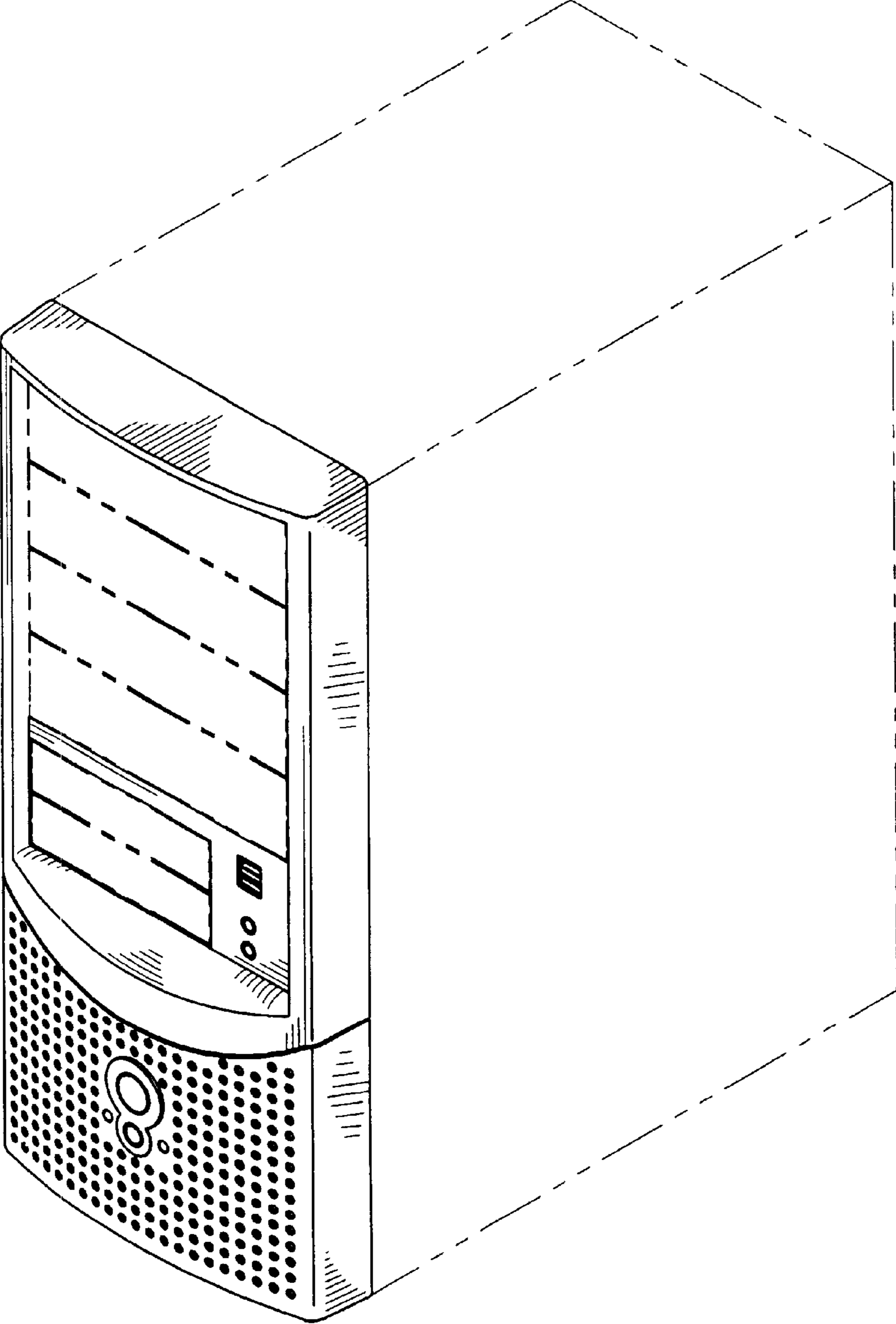


FIG. 8

UNITED STATES PATENT AND TRADEMARK OFFICE  
**CERTIFICATE OF CORRECTION**

PATENT NO. : Des. 532,013 S  
APPLICATION NO. : 29/241556  
DATED : November 14, 2006  
INVENTOR(S) : Jin-Xian Lin

Page 1 of 1

It is certified that error appears in the above-identified patent and that said Letters Patent is hereby corrected as shown below:

On the Title page, under item 30 the Foreign Priority Section, please change the document number from "200530079194" to --200530078194--.

Signed and Sealed this

Thirtieth Day of January, 2007

A handwritten signature in black ink on a dotted background. The signature reads "Jon W. Dudas" in a cursive style.

JON W. DUDAS

*Director of the United States Patent and Trademark Office*