



US00D531998S

(12) **United States Design Patent**
El Sayed et al.

(10) **Patent No.:** **US D531,998 S**
(45) **Date of Patent:** **** Nov. 14, 2006**

(54) **VIDEO DISPLAY CONTROL UNIT**

(75) Inventors: **Atika El Sayed**, Levallois Perret (FR);
Nicolas Paris, Nanterre (FR)

(73) Assignee: **Eyeneo SAS**, Aubervilliers Cedex (FR)

(**) Term: **14 Years**

(21) Appl. No.: **29/196,610**

(22) Filed: **Dec. 31, 2003**

(51) **LOC (8) Cl.** **14-03**

(52) **U.S. Cl.** **D14/239**

(58) **Field of Classification Search** D14/299,
D14/356, 125, 239, 361-363, 365, 466, 126,
D14/432, 135-136, 357; 348/460, 10; 361/690-696,
361/298.3, 681; 312/208.1, 223.2; 455/3.1-3.2,
455/6.1-6.3, 3.04, 345

See application file for complete search history.

(56) **References Cited**

U.S. PATENT DOCUMENTS

4,646,157	A	*	2/1987	Wakai et al.	348/794
5,100,328	A	*	3/1992	Badgley	434/308
5,153,569	A		10/1992	Kawamura et al.		
5,264,877	A		11/1993	Hussey		
5,276,471	A	*	1/1994	Yamauchi et al.	351/153
D363,279	S	*	10/1995	Ishizawa et al.	D14/372
D383,455	S	*	9/1997	MacInnes et al.	D14/372
D389,826	S	*	1/1998	Cousins	D14/135
5,777,715	A		7/1998	Kruegle et al.		
5,781,165	A		7/1998	Tabata		
D424,553	S	*	5/2000	Larian	D14/372
D433,411	S		11/2000	Kawashima		
D439,265	S	*	3/2001	Hayashi	D16/309
D441,760	S	*	5/2001	Hibino	D14/415
6,301,050	B1	*	10/2001	DeLeon	359/618

6,501,516	B1	*	12/2002	Clapper	348/734
D470,880	S	*	2/2003	Sakai	D16/309
6,563,648	B1	*	5/2003	Gleckman et al.	359/630
6,636,272	B1	*	10/2003	Noguchi et al.	348/734
D484,886	S	*	1/2004	Matsuoka	D14/454
6,680,802	B1		1/2004	Ichikawa et al.		
6,762,885	B1	*	7/2004	Ogasawara et al.	359/630
6,803,874	B1	*	10/2004	Weber	341/176
6,819,864	B1	*	11/2004	Fujita et al.	386/46
2004/0156114	A1		8/2004	Sayed et al.		
2004/0160571	A1	*	8/2004	Jannard et al.	351/158
2004/0178970	A1		9/2004	El Sayed et al.		
2004/0212778	A1	*	10/2004	Velazquez	351/158
2005/0088366	A1		4/2005	Fujio et al.		

* cited by examiner

Primary Examiner—Raphael Barkai

(74) *Attorney, Agent, or Firm*—Foley & Lardner LLP

(57) **CLAIM**

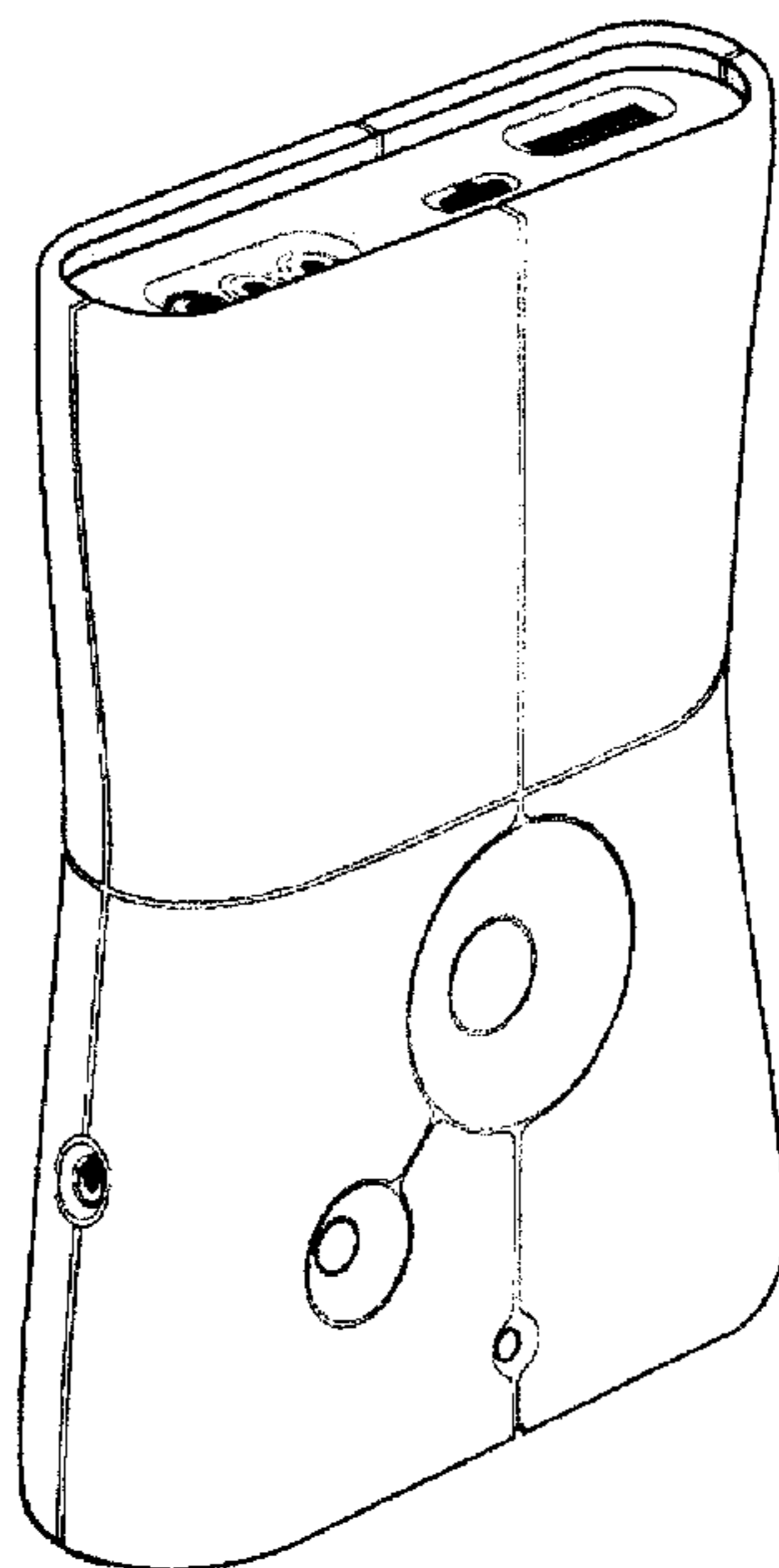
We claim the ornamental design for a video display control unit, as shown and described.

DESCRIPTION

FIG. 1 is a front perspective view of the claimed design;
FIG. 2 is a back perspective view thereof;
FIG. 3 is a front view thereof;
FIG. 4 is a back view thereof;
FIG. 5 is a top view thereof;
FIG. 6 is a bottom view thereof;
FIG. 7 is a first side view thereof; and,
FIG. 8 is a second side view thereof.

The ornamental design which is claimed is shown in solid lines in the drawings. The broken lines in the drawings are for illustrative purposes only and form no part of the claimed design. The logo "EYETOP" and the accompanying indicia form no part of the claimed design.

1 Claim, 7 Drawing Sheets



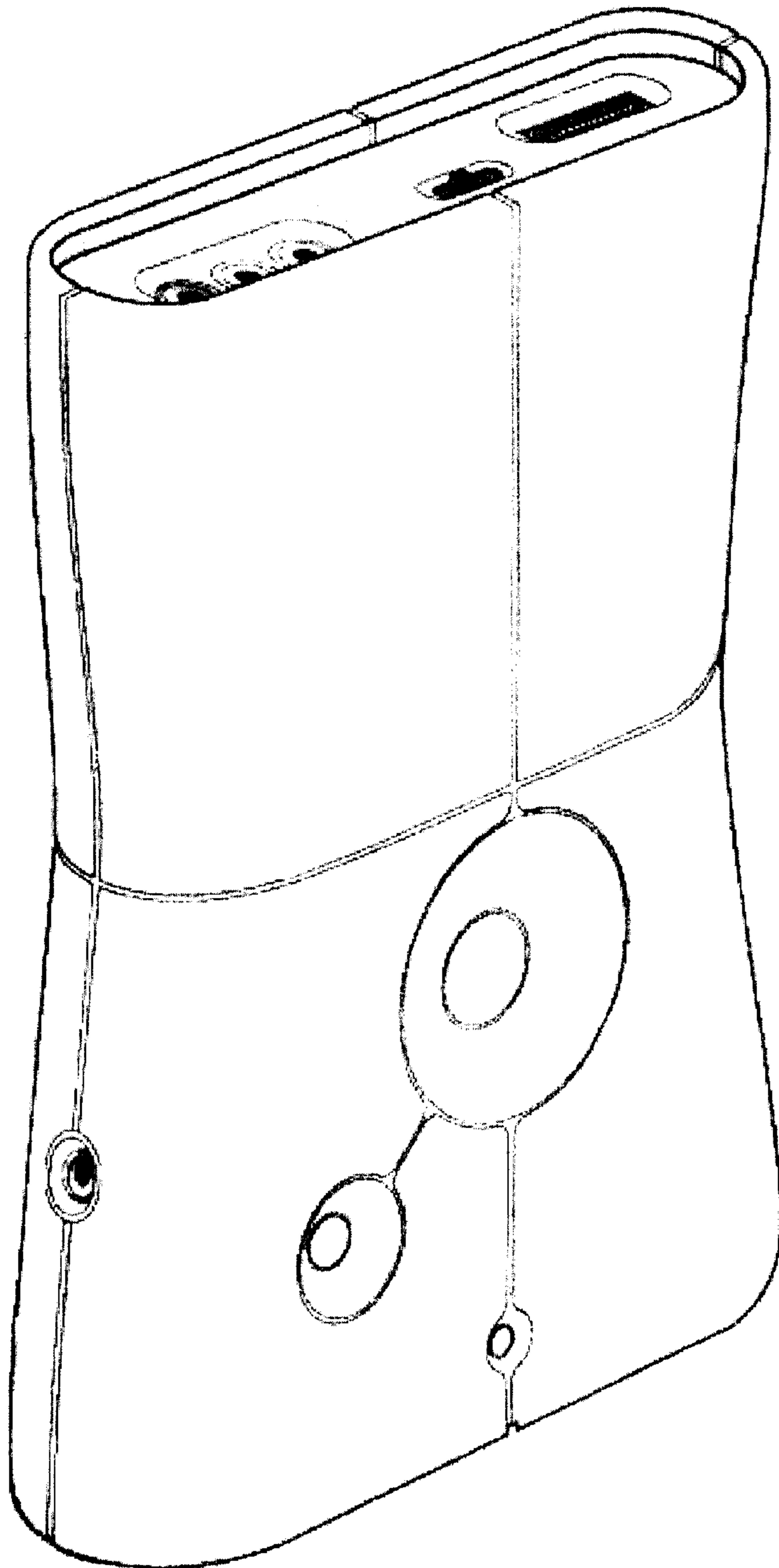


FIG. 1

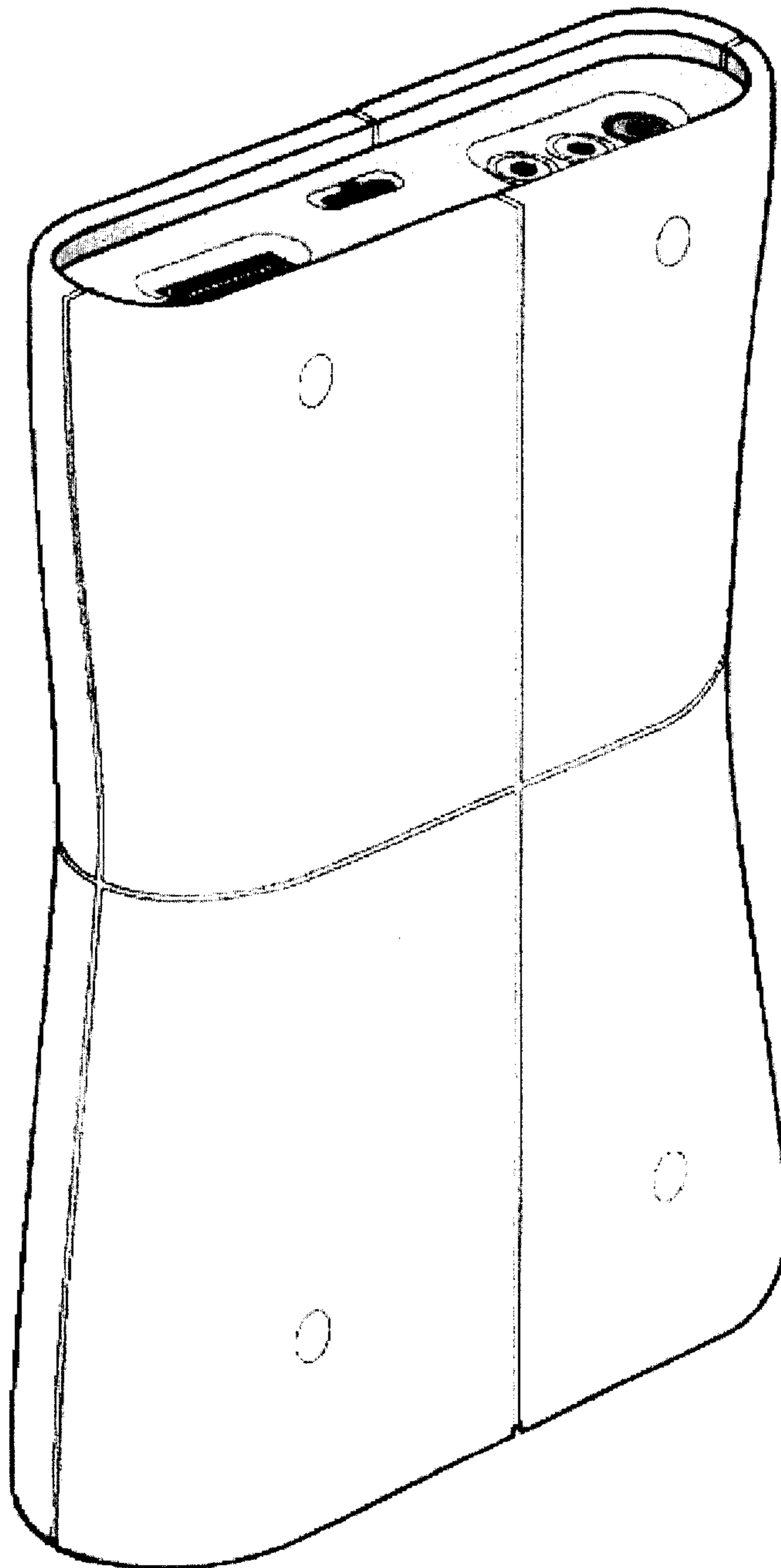


FIG. 2

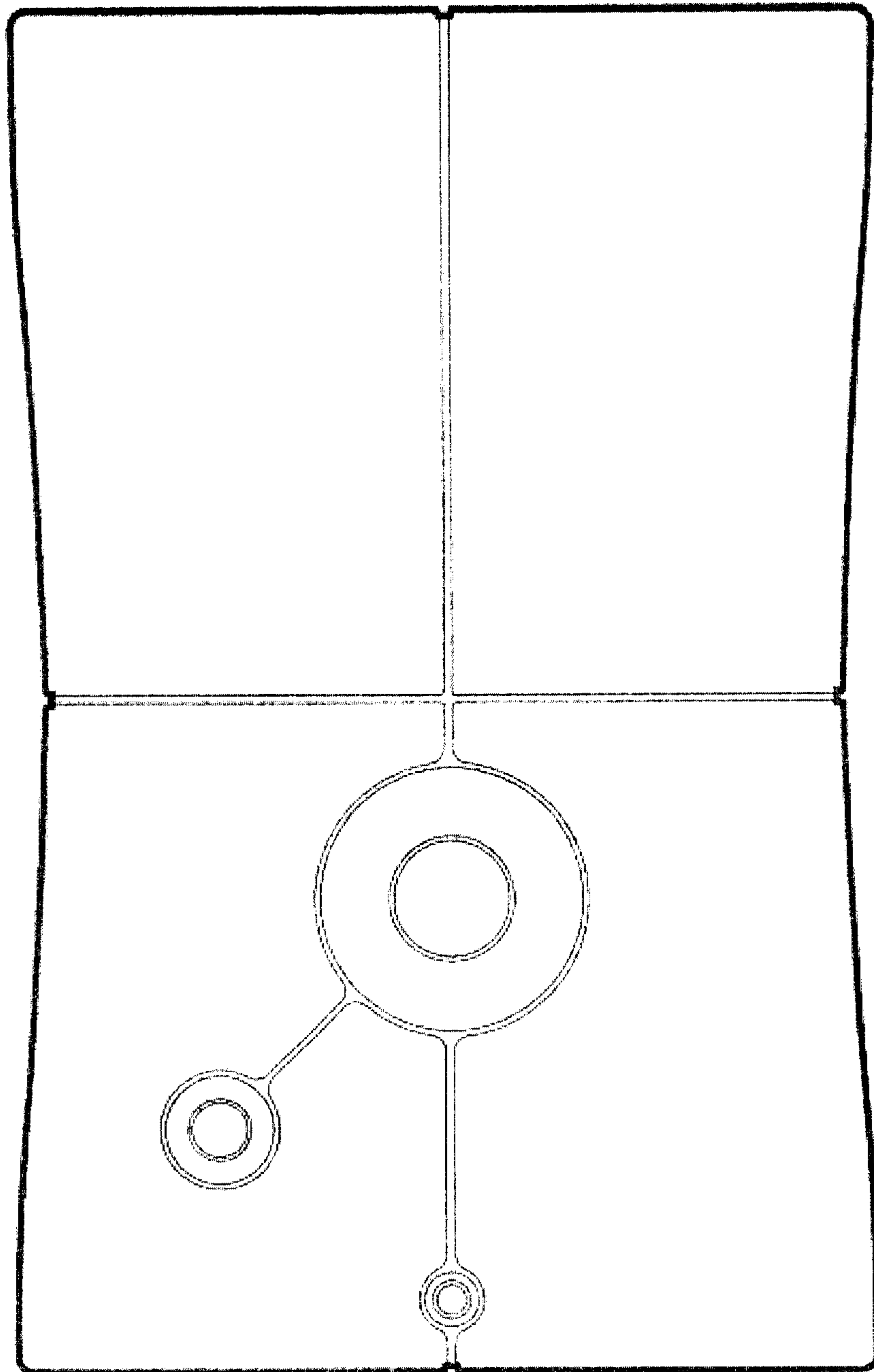


FIG. 3

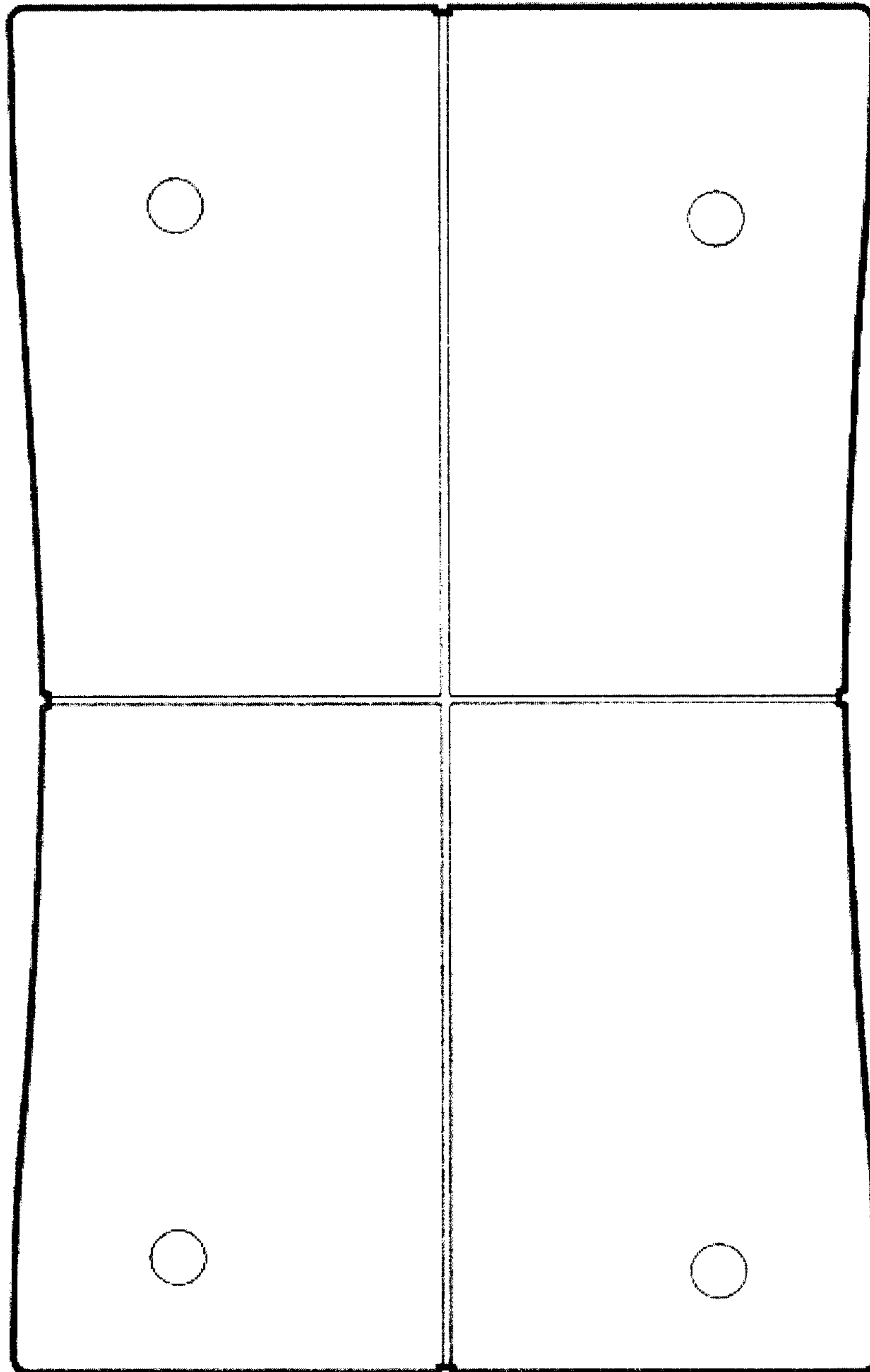


FIG. 4

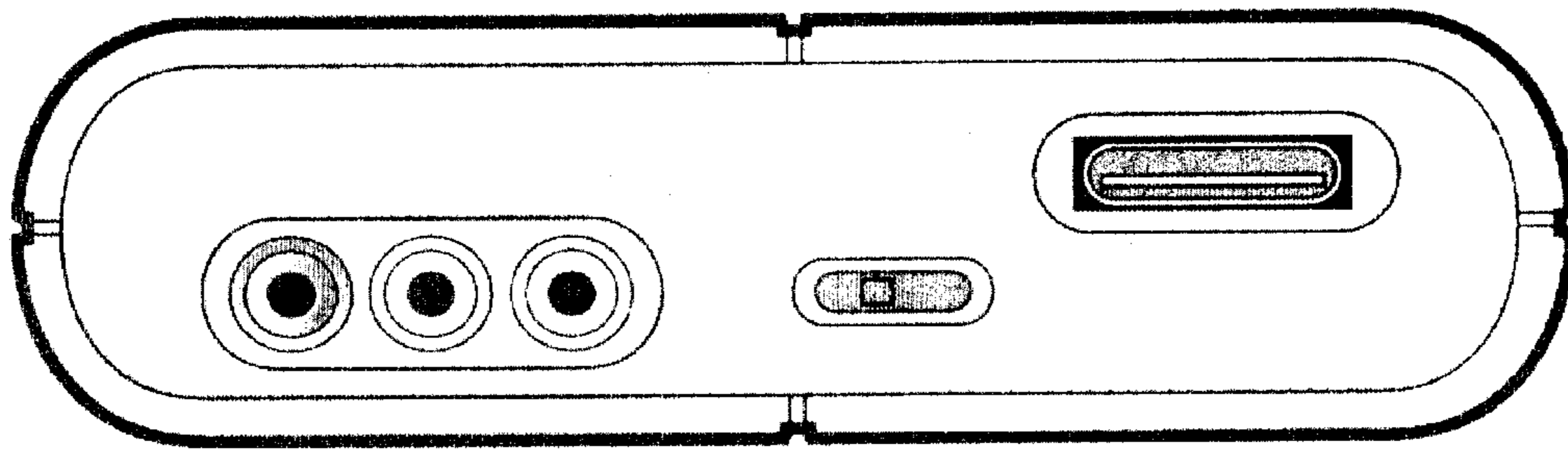


FIG. 5

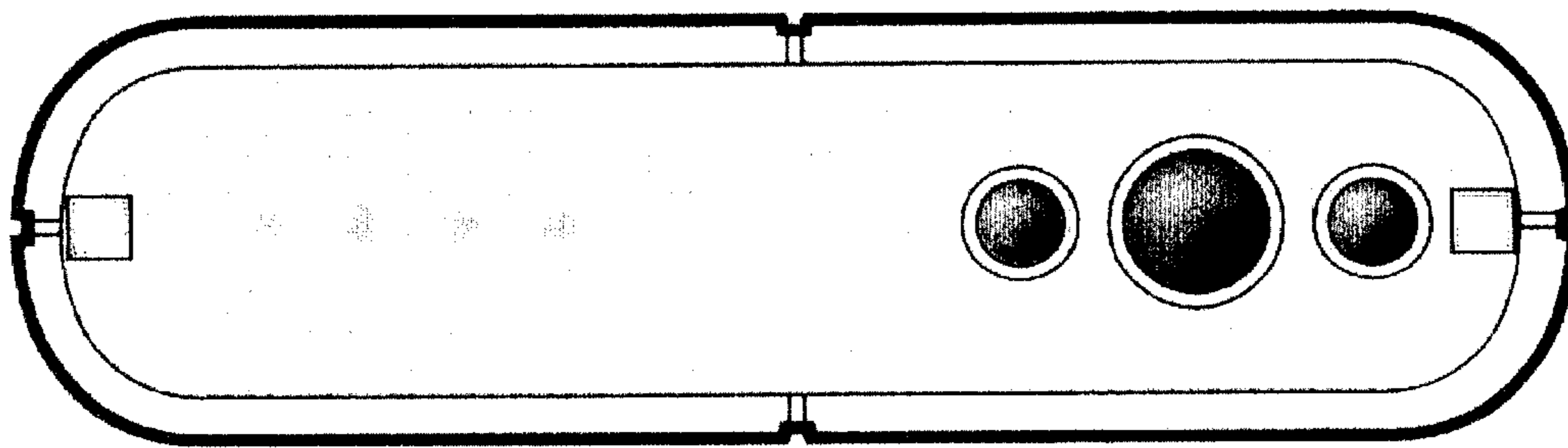


FIG. 6

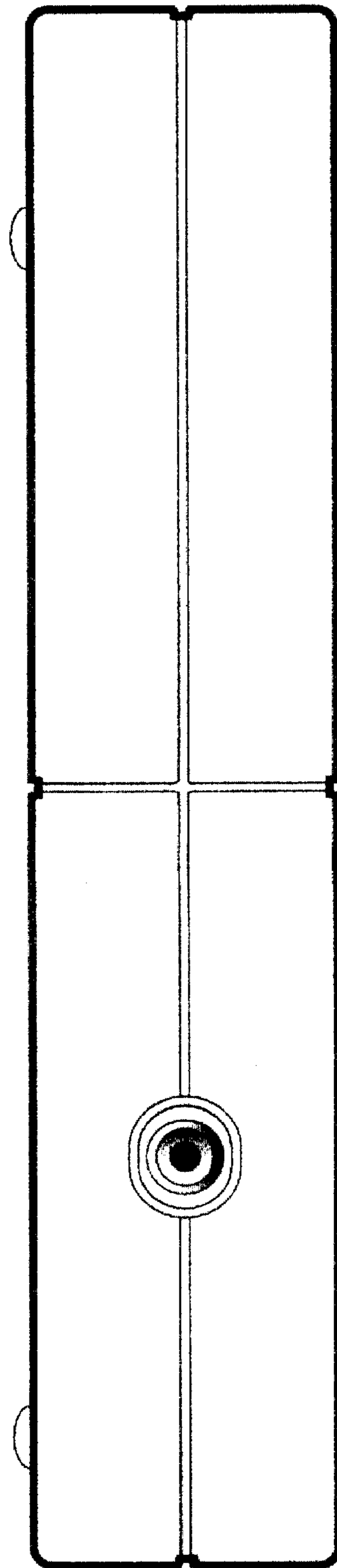


FIG. 7

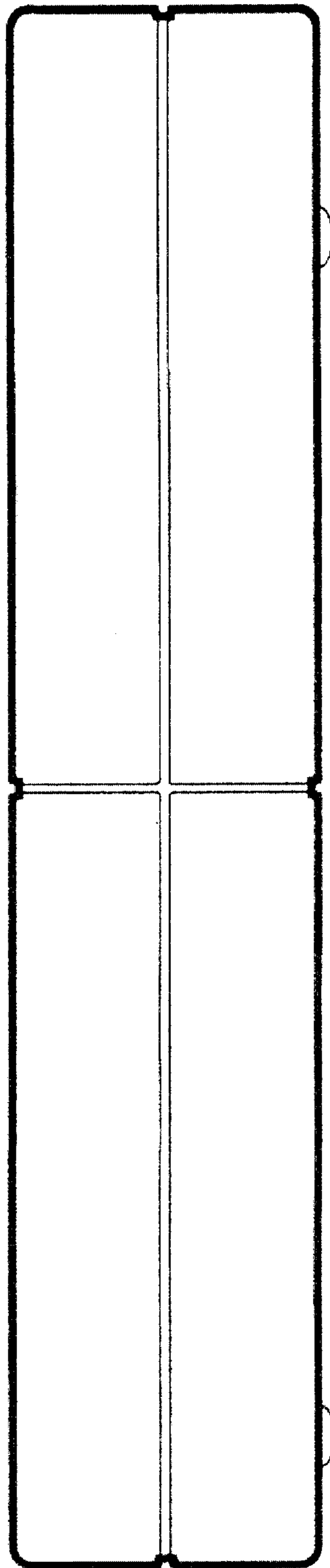


FIG. 8