



US00D531993S

(12) **United States Design Patent**  
**Choi et al.**

(10) **Patent No.:** **US D531,993 S**

(45) **Date of Patent:** **\*\* Nov. 14, 2006**

(54) **REMOTE CONTROLLER**

(75) Inventors: **Jin-Ho Choi**, Seoul (KR); **Hyang-Hwa Kwon**, Seoul (KR)

(73) Assignee: **Samsung Electronics Co., Ltd.**,  
Kyunggi-do (KR)

(\*\*) Term: **14 Years**

(21) Appl. No.: **29/243,943**

(22) Filed: **Dec. 2, 2005**

(51) **LOC (8) Cl.** ..... **14-03**

(52) **U.S. Cl.** ..... **D14/218**

(58) **Field of Classification Search** ..... D14/174,  
D14/217, 218, 137-139, 151, 191-193, 299,  
D14/167, 168; D13/168, 162-164; D21/512-517,  
D21/566; D10/104, 106; 455/352-355, 151.1-151.4,  
455/128, 347, 90.3; 348/114, 734  
See application file for complete search history.

(56) **References Cited**

**U.S. PATENT DOCUMENTS**

5,812,085 A 9/1998 Barraza et al.  
D409,201 S 5/1999 Barraza et al.

D515,041 S \* 2/2006 Yun et al. .... D13/168  
D517,532 S \* 3/2006 Chen ..... D14/218  
D519,989 S \* 5/2006 Wu ..... D14/218  
D521,986 S \* 5/2006 Depay et al. .... D14/218  
D523,420 S \* 6/2006 Mabry ..... D14/218

\* cited by examiner

*Primary Examiner*—Louis S. Zarfes

*Assistant Examiner*—John Windmuller

(74) *Attorney, Agent, or Firm*—Fynn, Thiel, Boutell &  
Tanis, P.C.

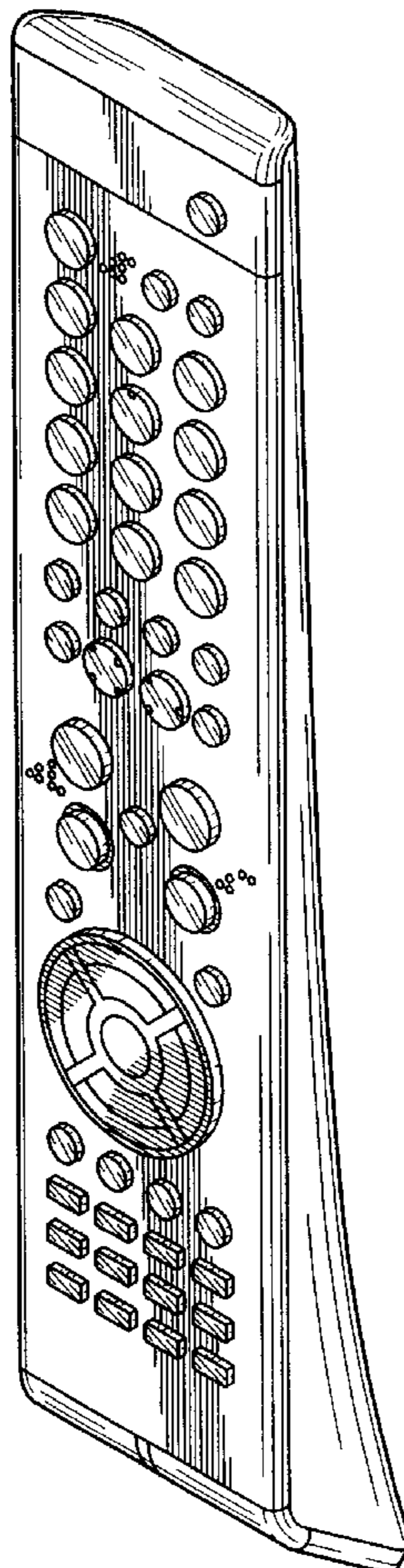
(57) **CLAIM**

The ornamental design for a remote controller, as shown and described.

**DESCRIPTION**

FIG. 1 is a top front perspective view of a remote controller showing our new design;  
FIG. 2 is a front elevational view thereof;  
FIG. 3 is a rear elevational view thereof;  
FIG. 4 is a left side elevational view thereof;  
FIG. 5 is a right side elevational view thereof;  
FIG. 6 is a top plan view thereof; and,  
FIG. 7 is a bottom plan view.

**1 Claim, 4 Drawing Sheets**



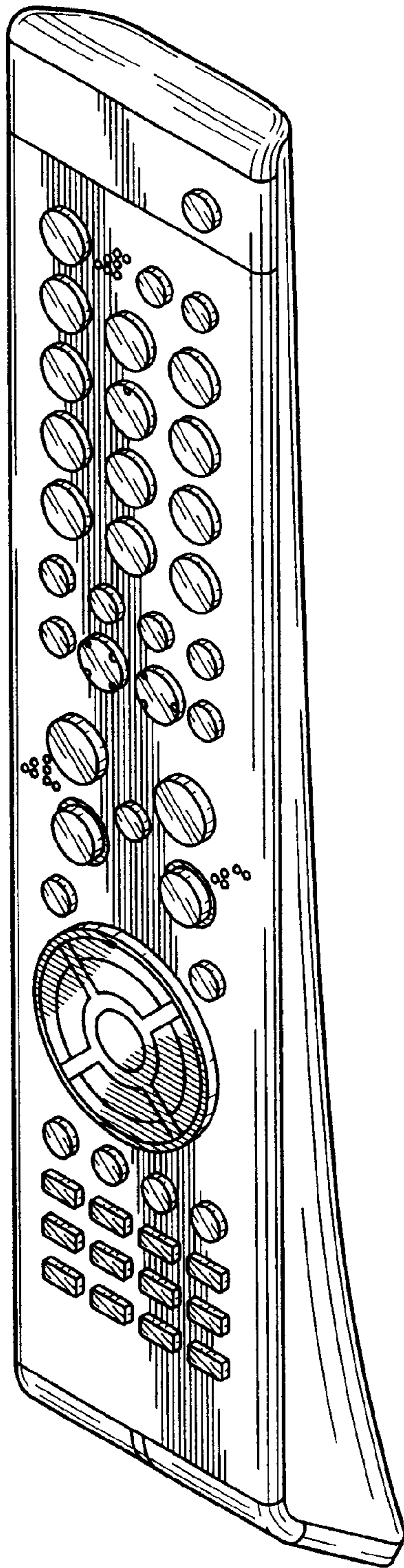


FIG. 1

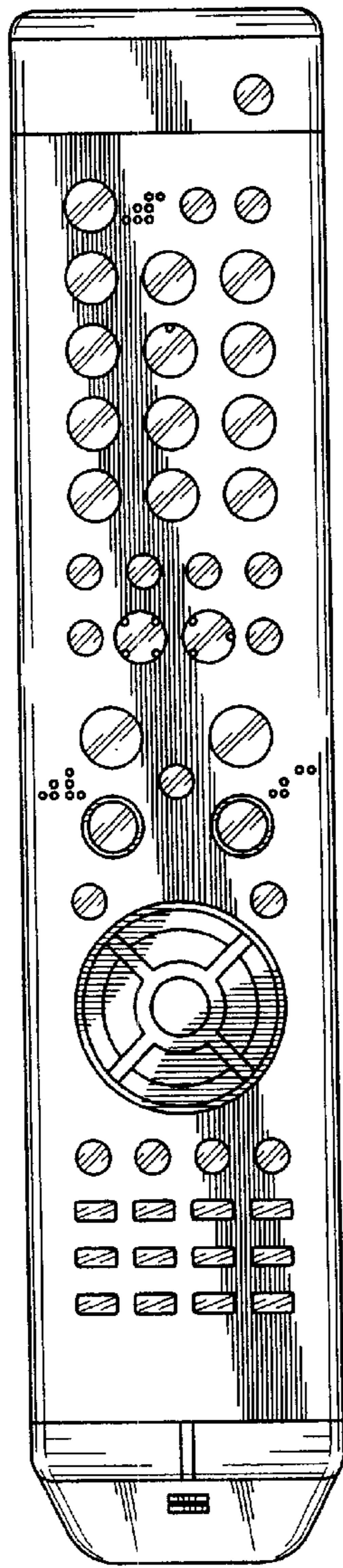


FIG. 2




FIG. 3

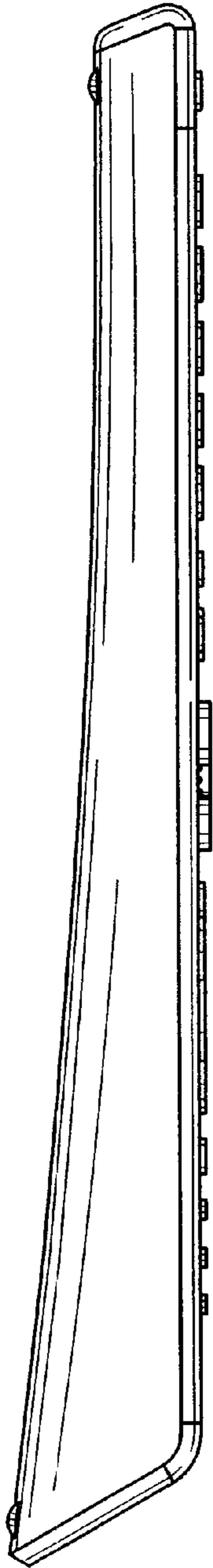


FIG. 4

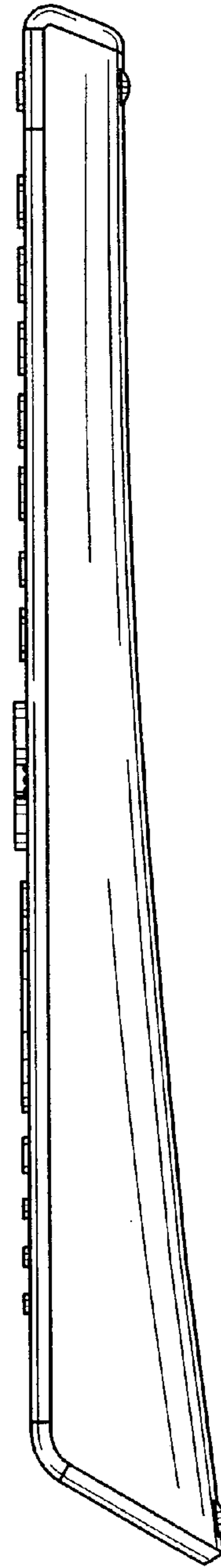


FIG. 5

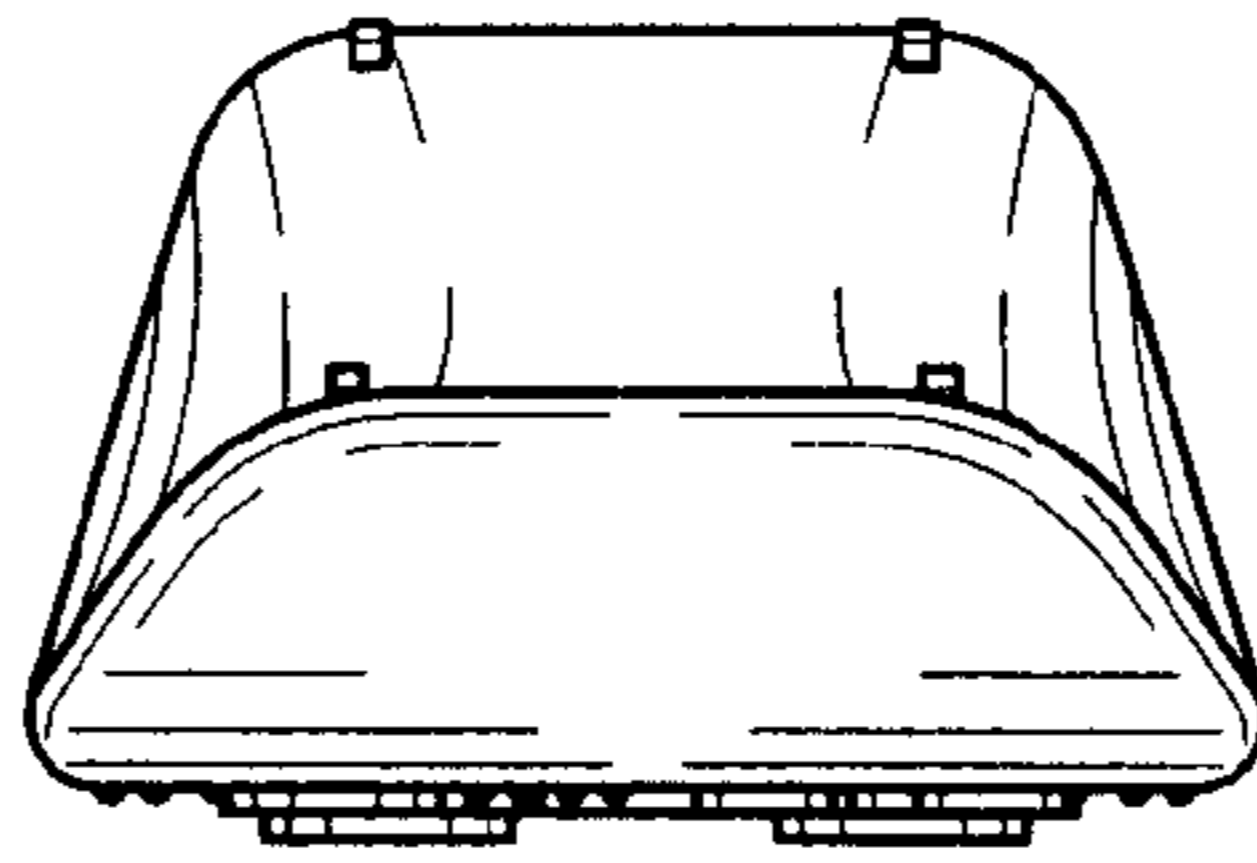


FIG. 6

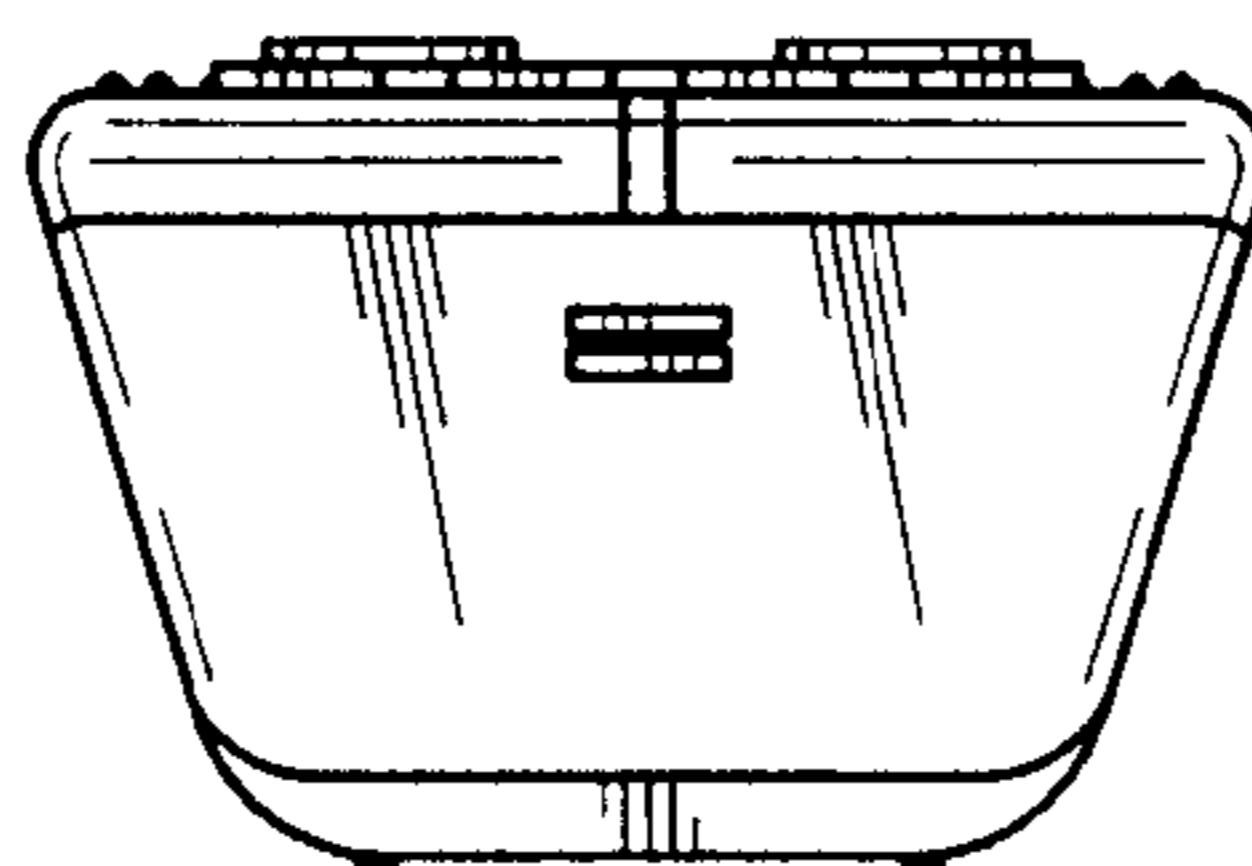


FIG. 7