



US00D531978S

(12) **United States Design Patent**  
Ng et al.

(10) **Patent No.:** **US D531,978 S**

(45) **Date of Patent:** **\*\* Nov. 14, 2006**

(54) **FRONT SURFACE OF A COMMUNICATION CABINET**

(75) Inventors: **Yim Kwong Ng**, Nepean (CA);  
**Christopher Paci**, Montreal (CA)

(73) Assignee: **Nortel Networks Limited**, St. Laurent

(\*\*) Term: **14 Years**

(21) Appl. No.: **29/202,919**

(22) Filed: **Apr. 7, 2004**

(51) **LOC (8) Cl.** ..... **14-03**

(52) **U.S. Cl.** ..... **D14/140.2; D14/240**

(58) **Field of Classification Search** ..... D13/152,  
D13/162; D14/140.2, 240, 308, 311, 313;  
174/50.51, 50.52, 60; 361/695; 385/135,  
385/139

See application file for complete search history.

(56) **References Cited**

**U.S. PATENT DOCUMENTS**

5,530,842 A \* 6/1996 Abraham et al. .... 709/221  
5,907,614 A \* 5/1999 Bergstrom et al. .... 379/413.04

D430,564 S \* 9/2000 Tsistinas ..... D14/308  
D465,782 S \* 11/2002 Johnsen et al. .... D14/140.4  
D475,041 S 5/2003 Somoza et al.  
D490,803 S \* 6/2004 Ng et al. .... D14/140.2  
2002/0198628 A1 \* 12/2002 Ng et al. .... 700/286

\* cited by examiner

*Primary Examiner*—Ian Simmons

*Assistant Examiner*—Carla Jobe Wright

(74) *Attorney, Agent, or Firm*—Guerin & Rodriquez, LLP

(57) **CLAIM**

The ornamental design for a front surface of a communication cabinet, as shown and described.

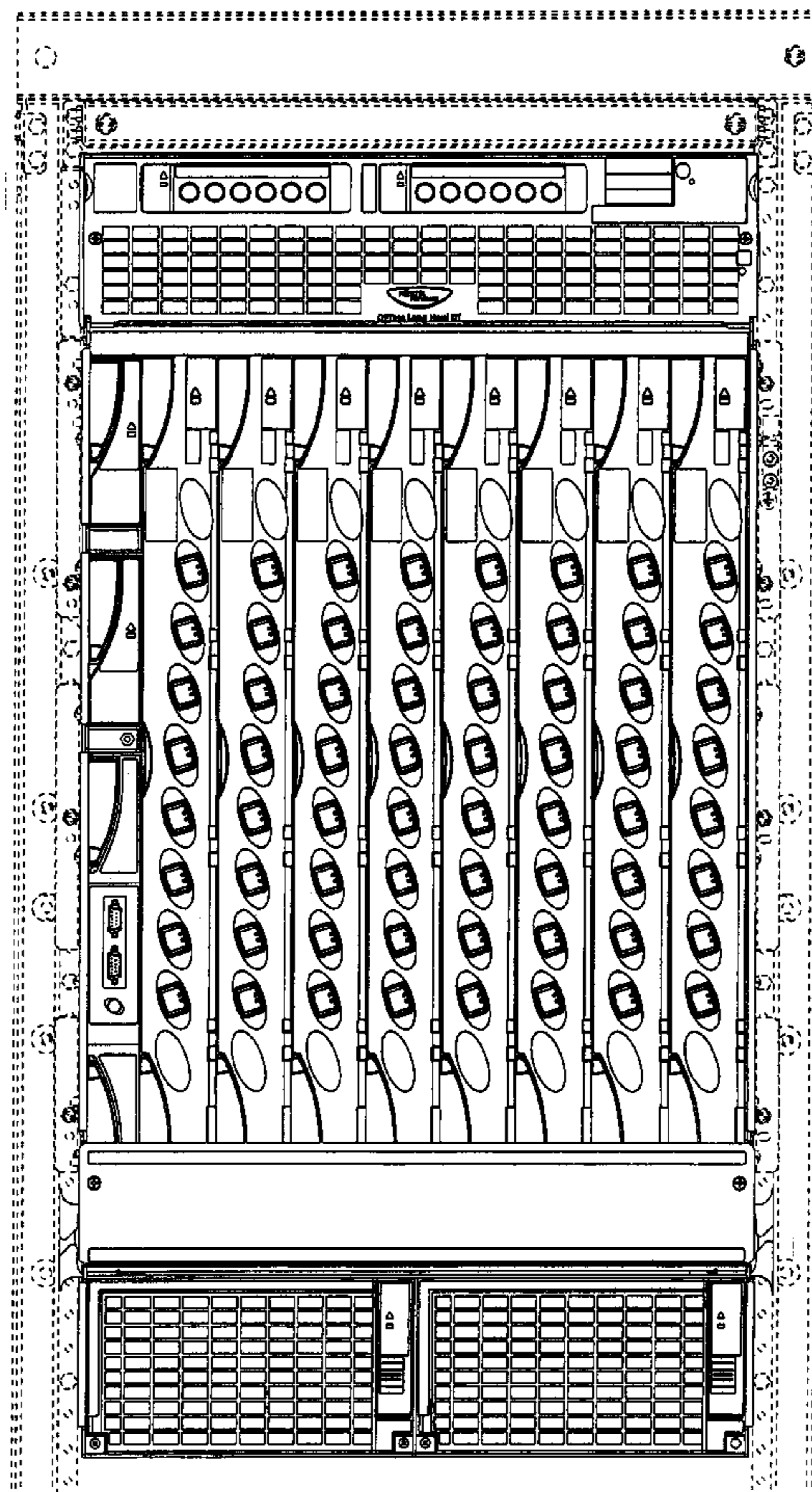
**DESCRIPTION**

FIG. 1 is a front view of the front surface of a communication cabinet; and,

FIG. 2 is an isometric view of the front surface of a communication cabinet.

The broken line showing of environmental structures is for illustrative purposes only and forms no part of the claimed design.

**1 Claim, 2 Drawing Sheets**



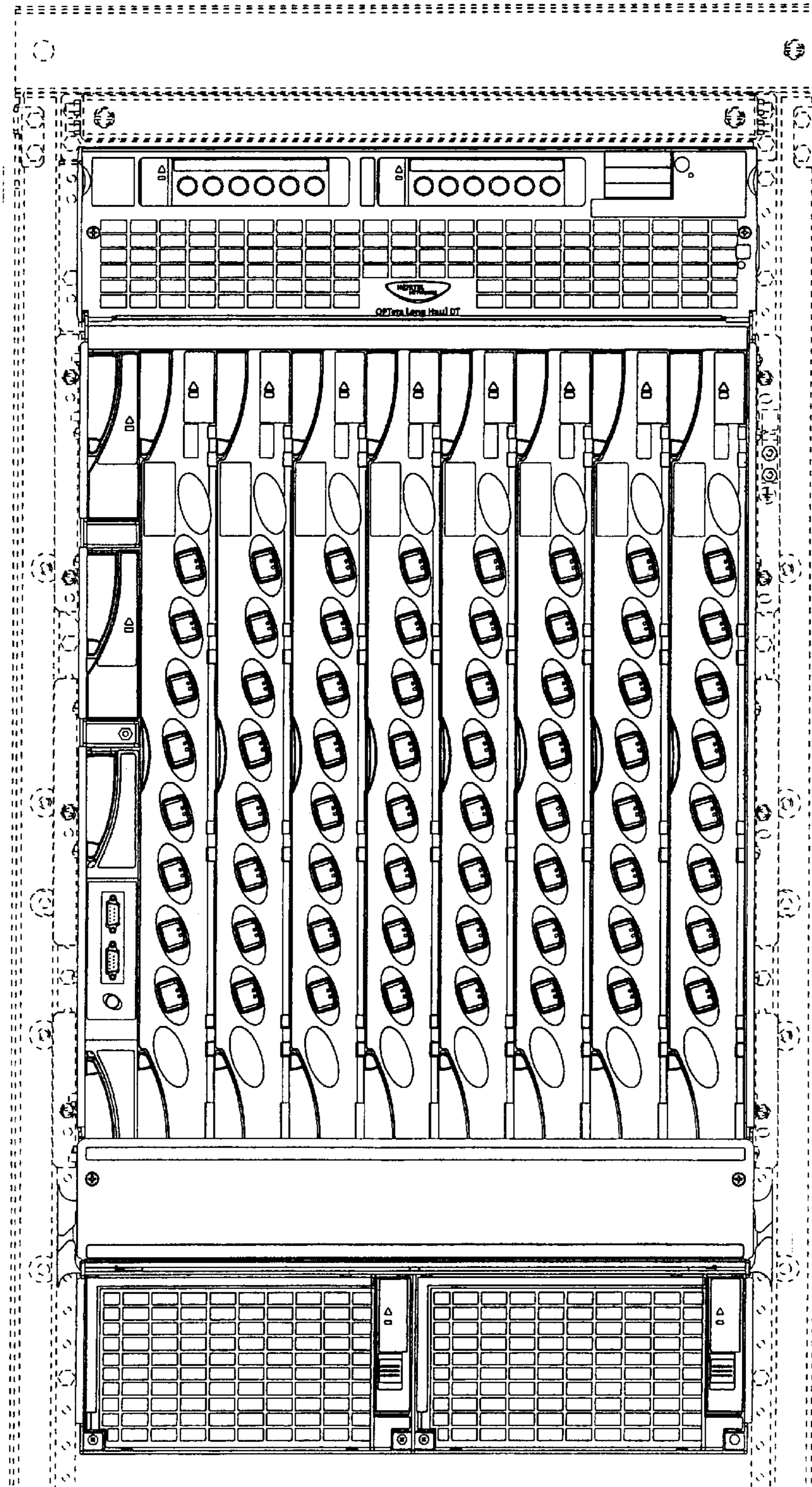


FIG. 1



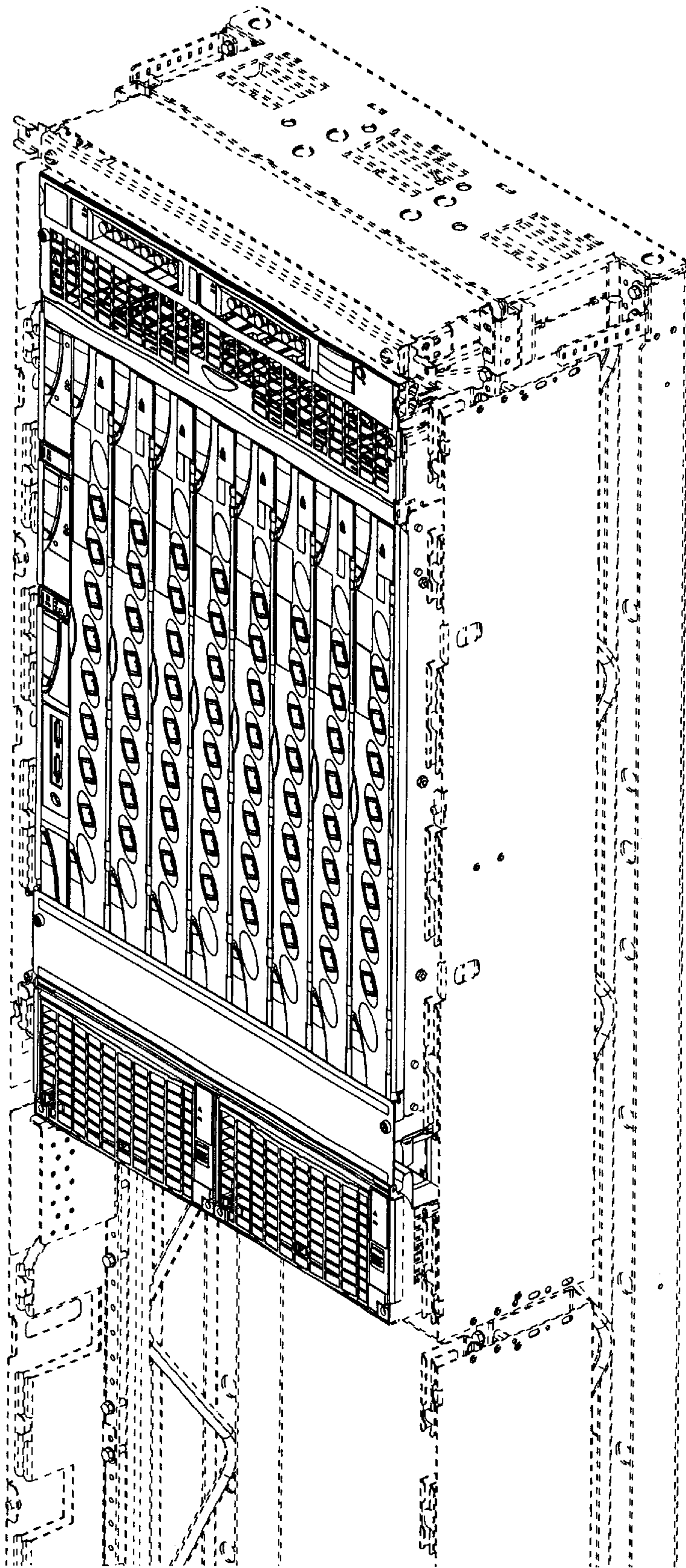


FIG. 2