

US00D531957S

(12) **United States Design Patent**
Baarman

(10) **Patent No.:** **US D531,957 S**

(45) **Date of Patent:** **** Nov. 14, 2006**

(54) **GENERATOR**

(75) Inventor: **David W. Baarman**, Fennville, MI
(US)

(73) Assignee: **Access Business Group International
LLC**, Ada, MI (US)

(**) Term: **14 Years**

(21) Appl. No.: **29/232,077**

(22) Filed: **Jun. 14, 2005**

Related U.S. Application Data

(63) Continuation-in-part of application No. 10/760,020, filed on Jan. 17, 2004, now Pat. No. 6,927,501, which is a continuation-in-part of application No. 10/683,020, filed on Oct. 9, 2003, now Pat. No. 6,885,114, application No. 29/232,077, which is a continuation-in-part of application No. 11/072,358, filed on Mar. 4, 2005, which is a continuation of application No. 10/683,020, filed on Oct. 9, 2003, now Pat. No. 6,885,114.

(51) **LOC (8) Cl.** **13-01**

(52) **U.S. Cl.** **D13/122**

(58) **Field of Classification Search** D13/112,
D13/114, 116, 118, 122; 307/150-153; 310/159,
310/369, 323.04-323.05; D15/1-5

See application file for complete search history.

(56) **References Cited**

U.S. PATENT DOCUMENTS

4,923,368 A 5/1990 Martin 415/202

4,950,130 A 8/1990 Erlach 415/202
5,947,678 A 9/1999 Bergstein 415/3.1
6,443,697 B1 9/2002 Rossi et al. 415/202
2004/0041405 A1 * 3/2004 Seki 290/54
2005/0173927 A1 * 8/2005 Aukon 290/43
2005/0285407 A1 * 12/2005 Davis et al. 290/54
2006/0017292 A1 * 1/2006 Matsubara 290/43

FOREIGN PATENT DOCUMENTS

DE 4124899 1/1993

* cited by examiner

Primary Examiner—Ian Simmons

Assistant Examiner—Maurice Stevens

(74) *Attorney, Agent, or Firm*—Brinks Hofer Gilson & Lione

(57) **CLAIM**

We claim the ornamental design for a generator, as shown and described.

DESCRIPTION

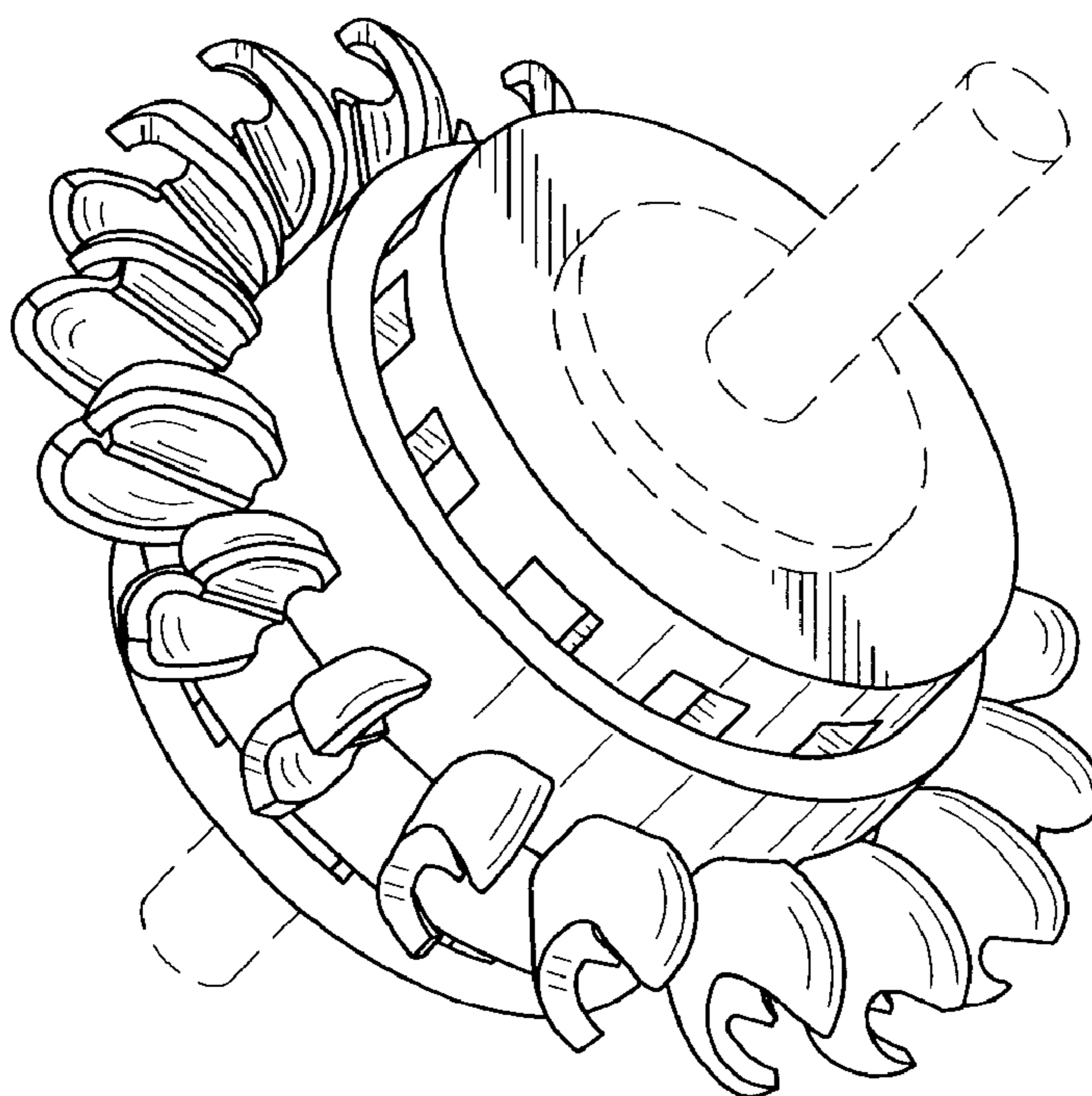
FIG. 1 is an elevation front view of a generator of the present invention.

FIG. 2 is an elevation view of a first side of the generator shown in FIG. 1.

FIG. 3 is an elevation view of a second side opposite of that shown in FIG. 2; and,

FIG. 4 is a perspective view from the bottom-right of FIG. 1.

1 Claim, 3 Drawing Sheets



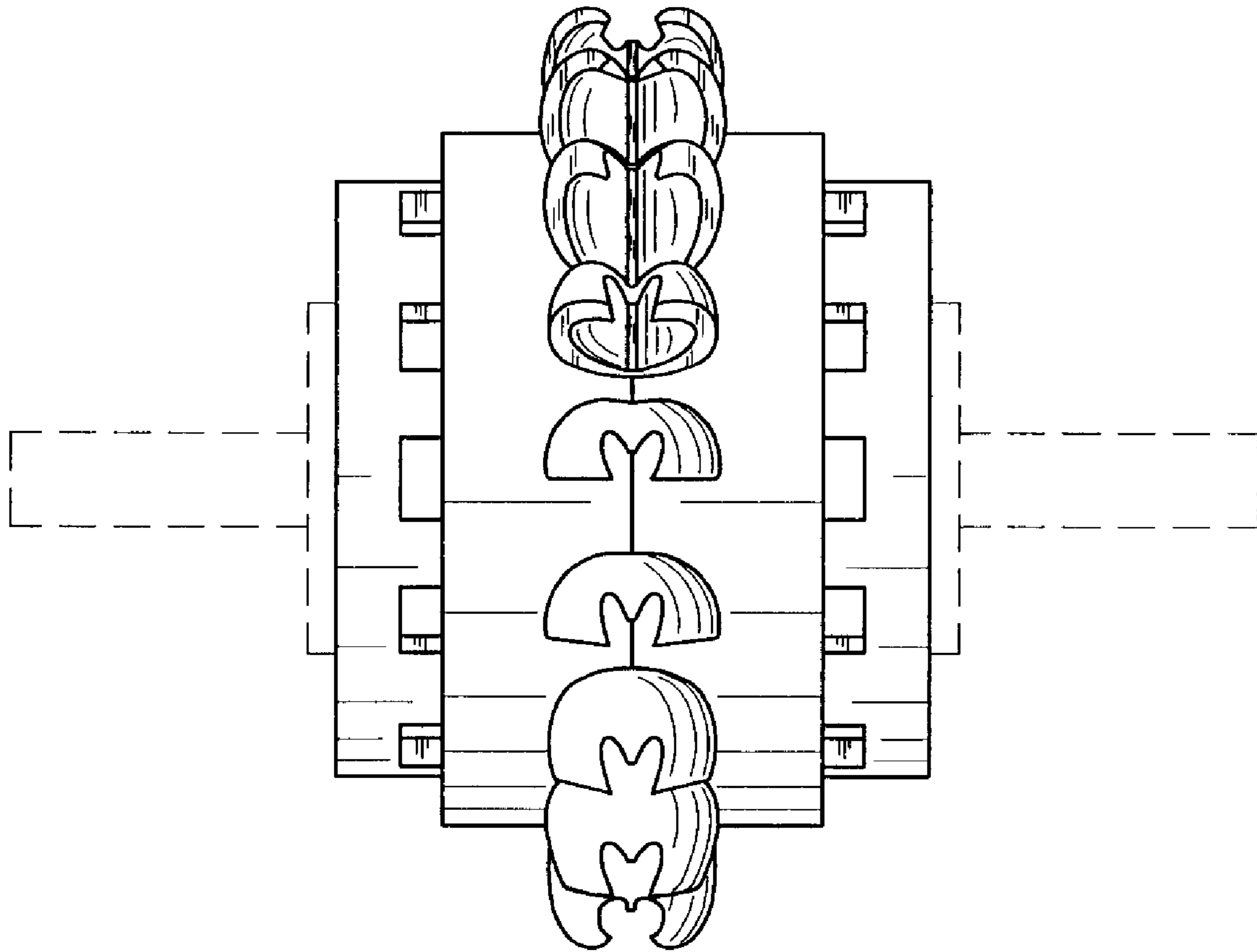


Fig. 1

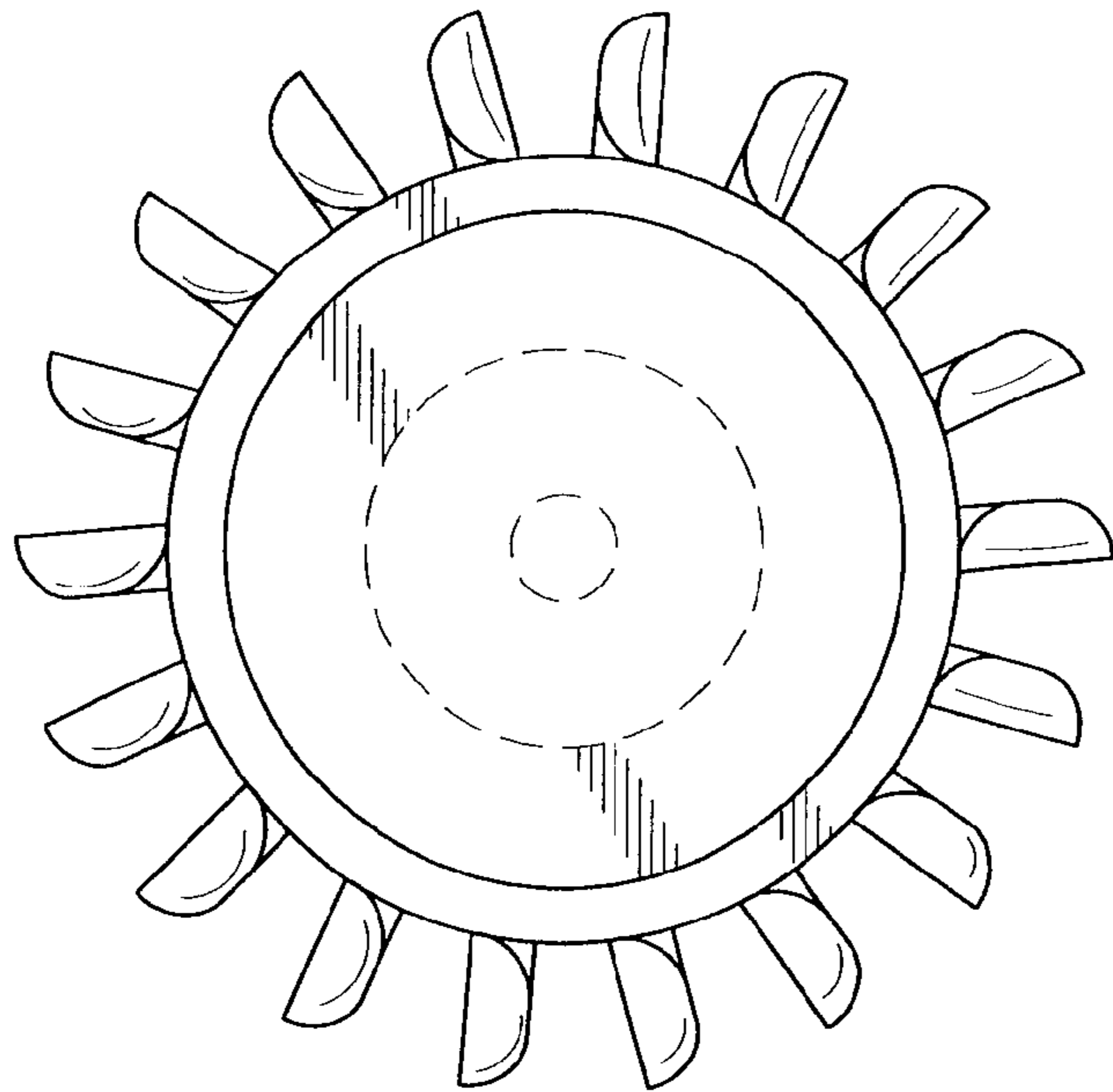


Fig. 2

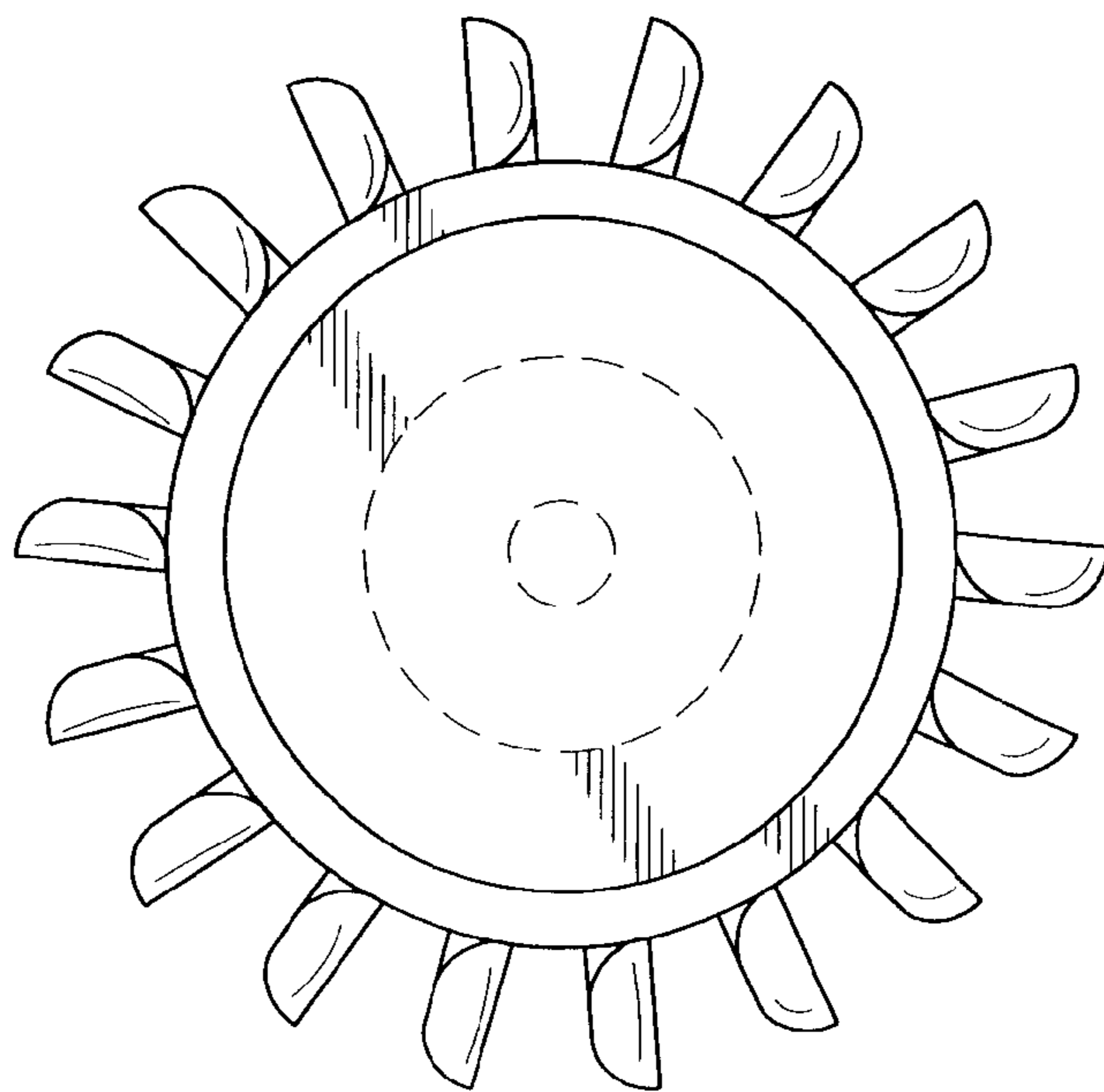


Fig. 3

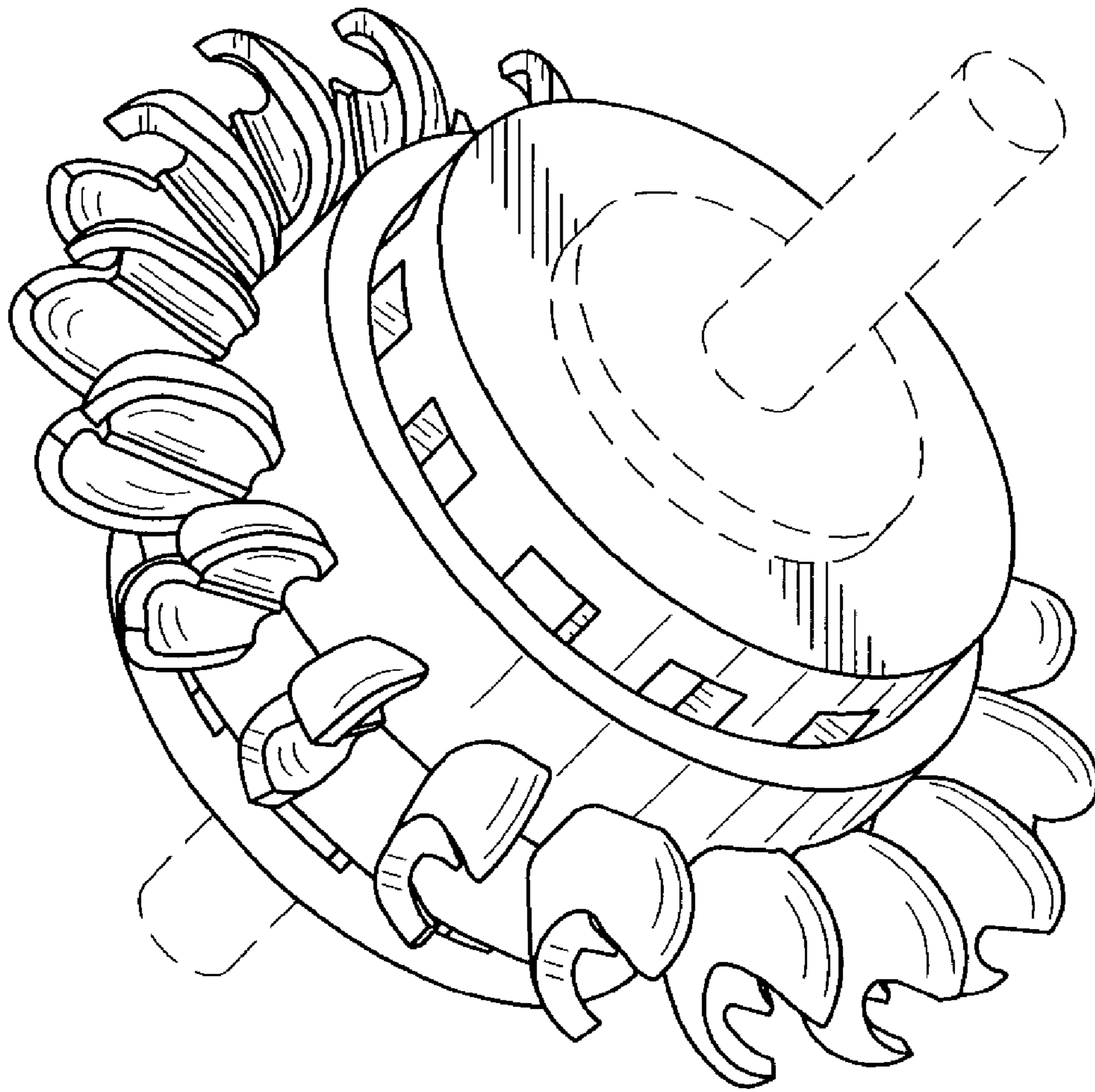


Fig. 4