



US00D531946S

(12) **United States Design Patent** (10) **Patent No.:** **US D531,946 S**  
**Angelo et al.** (45) **Date of Patent:** **\*\* Nov. 14, 2006**

(54) **TRUCK CENTER CHASSIS FAIRING**

(75) Inventors: **Gerald Jay Angelo**, Bellevue, WA (US); **Daniel R Kieffer**, Kirkland, WA (US); **Wayne K Simons**, Kent, WA (US); **Daniel Farmer**, Coupeville, WA (US); **Richard D Wailes, Jr.**, Woodinville, WA (US); **Adam Grant Salnick**, Seattle, WA (US); **Jake Tyler Ferderer**, Bellevue, WA (US)

(73) Assignee: **PACCAR Inc**, Bellevue, WA (US)

(\*\*) Term: **14 Years**

(21) Appl. No.: **29/238,132**

(22) Filed: **Sep. 12, 2005**

(51) **LOC (8) Cl.** ..... **12-16**

(52) **U.S. Cl.** ..... **D12/196**

(58) **Field of Classification Search** ..... D12/196,  
D12/190, 90-92, 96; 296/56, 57.1, 184.1,  
296/185.1, 186.1

See application file for complete search history.

(56) **References Cited**

**U.S. PATENT DOCUMENTS**

D291,872 S 9/1987 Simons et al.  
D291,982 S 9/1987 Simons et al.

(Continued)

**OTHER PUBLICATIONS**

Kenworth Truck Company W900 brochure, Kirkland, Wash, 2005.

Kenworth Truck Company W900 brochure, Kirkland, Wash, 2002.

Kenworth Truck Company W900 brochure, Kirkland, Wash, 1996.

Kenworth Truck Company T2000 brochure, Kirkland, Wash, 2005.

(Continued)

*Primary Examiner*—Melody N. Brown

(74) *Attorney, Agent, or Firm*—Christensen O'Connor Johnson Kindness PLLC

(57) **CLAIM**

The ornamental design for a truck center chassis fairing, as shown and described.

**DESCRIPTION**

FIG. 1 is a front perspective view of a truck center chassis fairing showing a first embodiment of our new design;

FIG. 2 is a right side elevational view of the truck center chassis fairing of FIG. 1 thereof;

FIG. 3 is a left side elevational view of the truck center chassis fairing of FIG. 1;

FIG. 4 is a top plan view of the truck center chassis fairing of FIG. 1;

FIG. 5 is a bottom plan view of the truck center chassis fairing of FIG. 1;

FIG. 6 is a front elevational view of the truck center chassis fairing of FIG. 1;

FIG. 7 is a rear elevational view of the truck center chassis fairing of FIG. 1;

FIG. 8 is a front perspective view of a truck center chassis fairing showing a second embodiment of our new design;

FIG. 9 is a left side elevational view of the truck center chassis fairing of FIG. 8;

FIG. 10 is a right side elevational view of the truck center chassis fairing of FIG. 8;

FIG. 11 is a top plan view of the truck center chassis fairing of FIG. 8;

FIG. 12 is a bottom plan view of the truck center chassis fairing of FIG. 8;

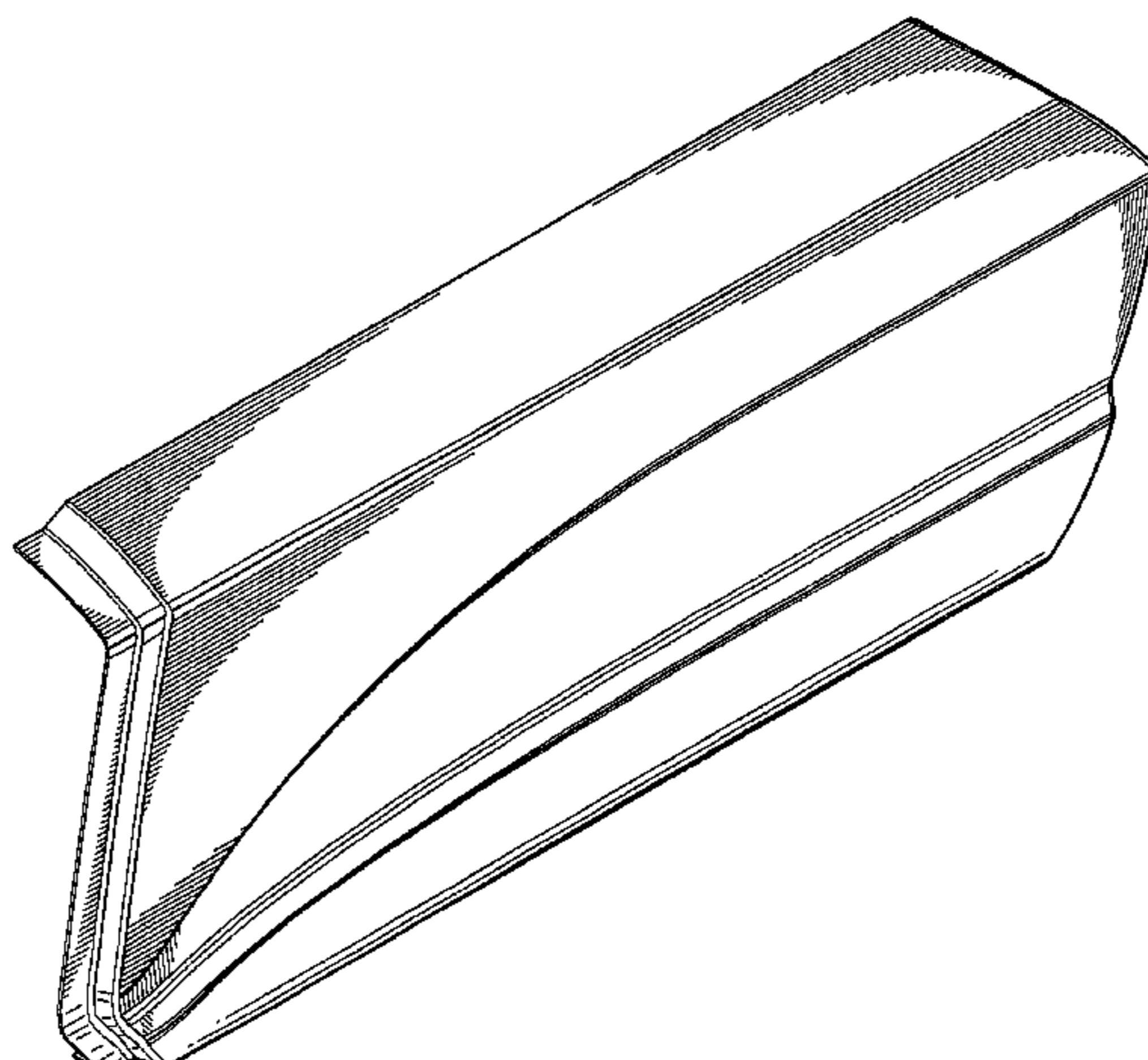
FIG. 13 is a rear elevational view of the truck center chassis fairing of FIG. 8;

FIG. 14 is a front elevational view of the truck center chassis fairing of FIG. 8; and,

FIG. 15 is a front perspective view of the truck center chassis fairing of FIG. 1 and an environment related to the truck center chassis fairing of our new design.

The broken lines in the drawings form no part of the claimed design.

**1 Claim, 7 Drawing Sheets**



U.S. PATENT DOCUMENTS

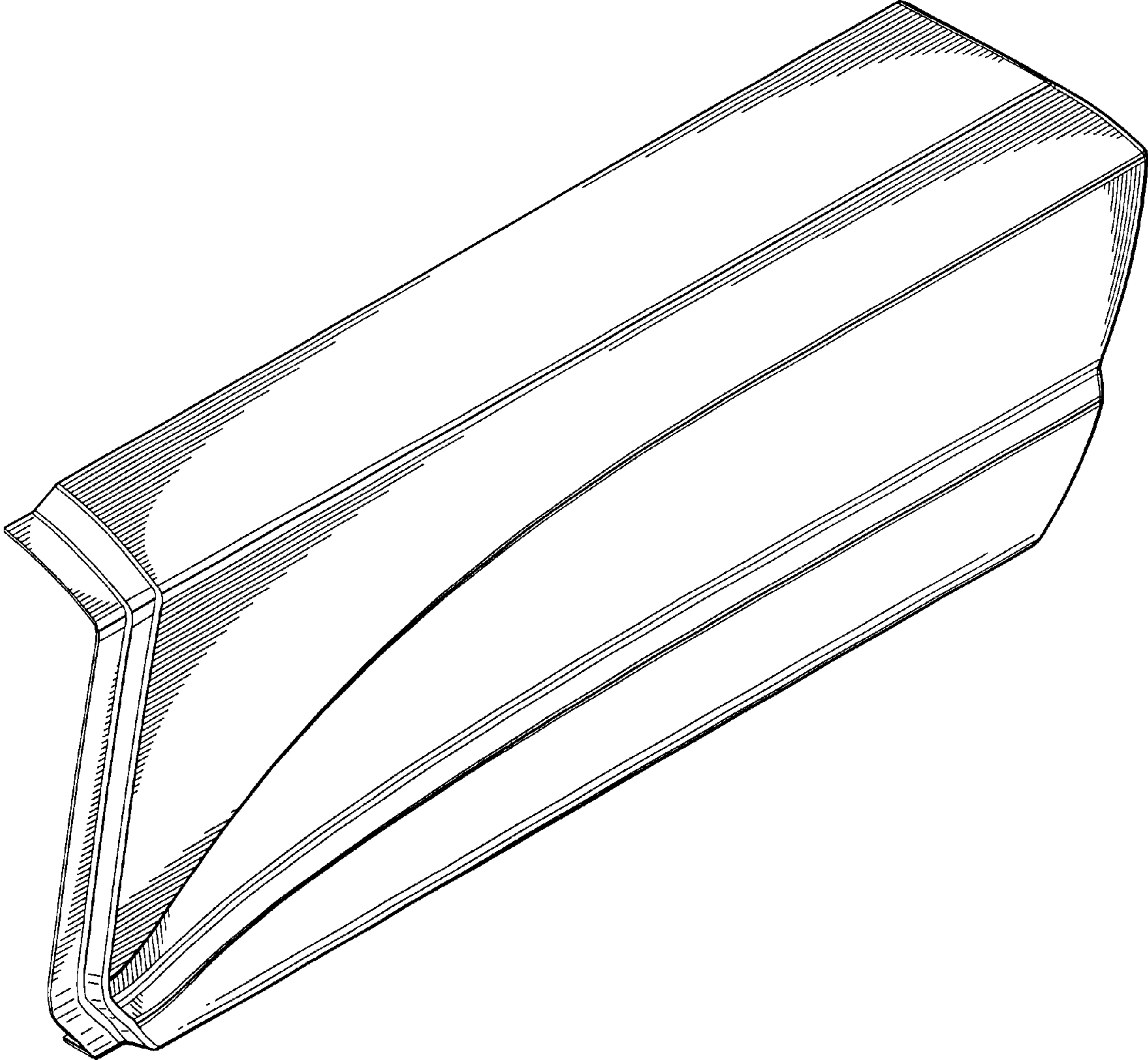
D307,731 S 5/1990 Kerney et al.  
 D308,032 S 5/1990 Kerney et al.  
 D312,609 S 12/1990 Preslik et al.  
 D312,805 S 12/1990 Marlowe et al.  
 D312,810 S 12/1990 Preslik et al.  
 D313,954 S 1/1991 Fingerle  
 D313,966 S 1/1991 Marlowe et al.  
 D319,036 S 8/1991 Fingerle  
 D320,582 S 10/1991 Fingerle  
 D320,583 S 10/1991 Simons et al.  
 D329,214 S 9/1992 Marlowe et al.  
 D366,638 S 1/1996 Tucker et al.  
 D381,949 S 8/1997 Barrett, Jr. et al.  
 D382,841 S 8/1997 Norwood et al.  
 D384,019 S 9/1997 Meryman et al.  
 D395,848 S 7/1998 Maryman et al.  
 D395,860 S 7/1998 Meryman et al.  
 D403,636 S 1/1999 Meryman et al.  
 D411,140 S 6/1999 Meryman et al.  
 D411,494 S 6/1999 Meryman et al.  
 D422,251 S 4/2000 Bader et al.  
 D423,990 S 5/2000 Meryman et al.  
 D424,489 S 5/2000 Damon et al.  
 D425,450 S 5/2000 Barraclough et al.  
 D431,806 S 10/2000 Damon et al.  
 D432,492 S 10/2000 Waskow et al.  
 D433,967 S 11/2000 Delashaw et al.  
 D433,981 S 11/2000 Davis et al.  
 D434,347 S 11/2000 Damon et al.  
 D434,348 S 11/2000 Delashaw et al.  
 D436,894 S 1/2001 Barraclough et al.

D437,258 S 2/2001 Meryman et al.  
 D437,570 S 2/2001 Meryman et al.  
 D460,023 S \* 7/2002 Beigel ..... D12/96  
 D465,749 S \* 11/2002 Beigel ..... D12/96  
 D475,657 S 6/2003 Wong et al.  
 D496,620 S \* 9/2004 Perfetti et al. .... D12/196  
 D499,679 S \* 12/2004 Perfetti et al. .... D12/196  
 D522,426 S \* 6/2006 Beigel et al. .... D12/196  
 D522,945 S \* 6/2006 Beigel et al. .... D12/196

OTHER PUBLICATIONS

Kenworth Truck Company T2000 brochure, Kirkland, Wash, 2002.  
 Kenworth Truck Company T800 brochure, Kirkland, Wash, 2005.  
 Kenworth Truck Company T800 brochure, Kirkland, Wash, 2003.  
 Kenworth Truck Company T800 brochure, Kirkland, Wash, 2002.  
 Kenworth Truck Company T600 brochure, Kirkland, Wash, 2005.  
 Kenworth Truck Company T600 brochure, Kirkland, Wash, 2002.  
 Kenworth Truck Company T600 brochure, Kirkland, Wash, 1996.  
 Kenworth Truck Company T300 brochure, Kirkland, Wash, 2005.  
 Kenworth Truck Company T300 brochure, Kirkland, Wash, 2001.

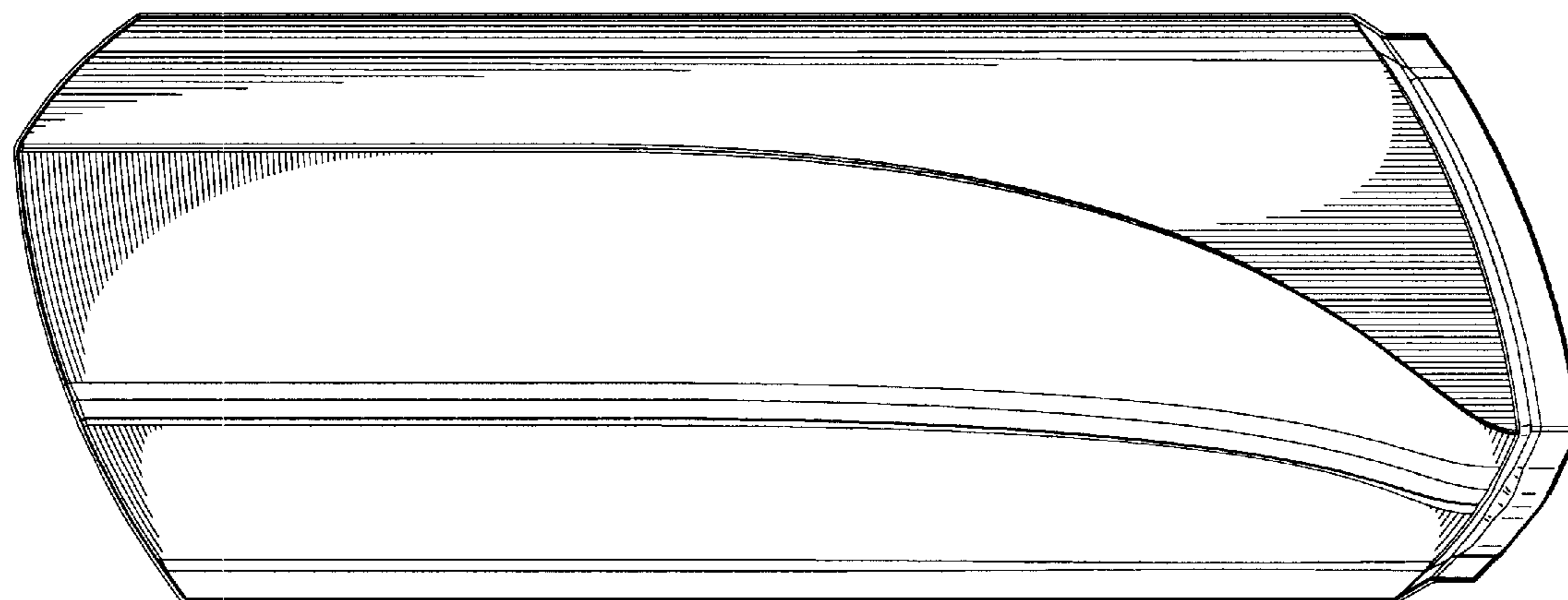
\* cited by examiner




*Fig. 1.*




*Fig. 2.*



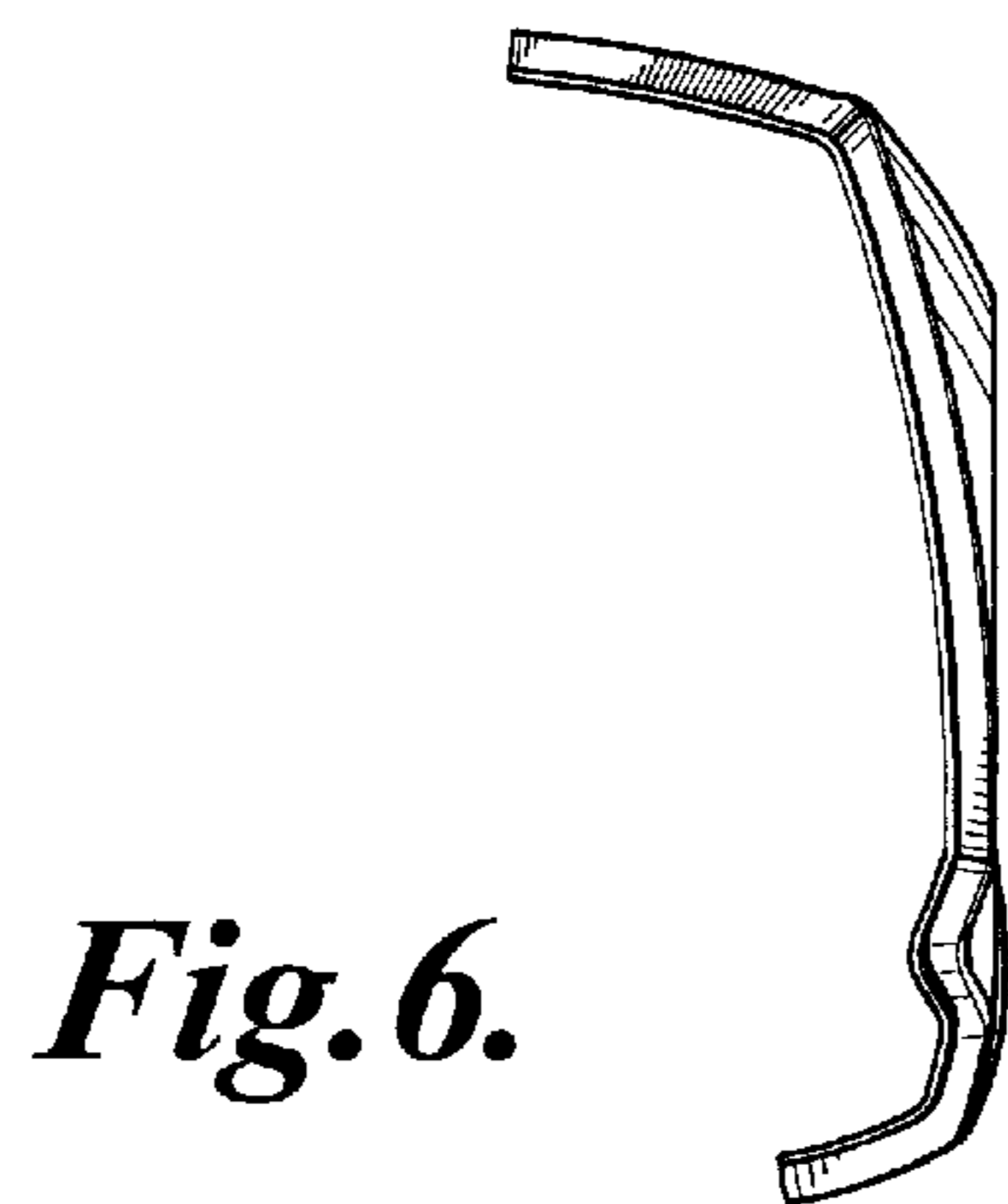
*Fig. 3.*



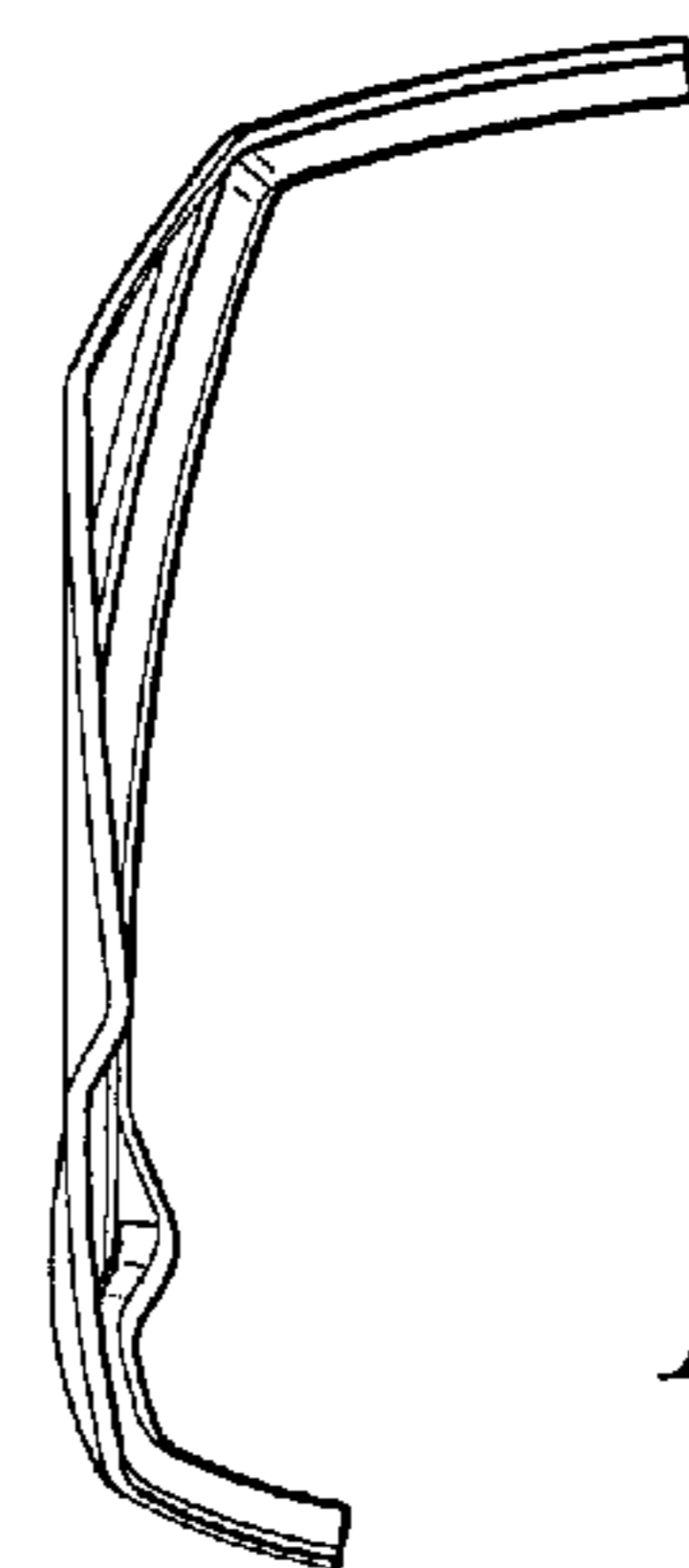
*Fig. 4.*



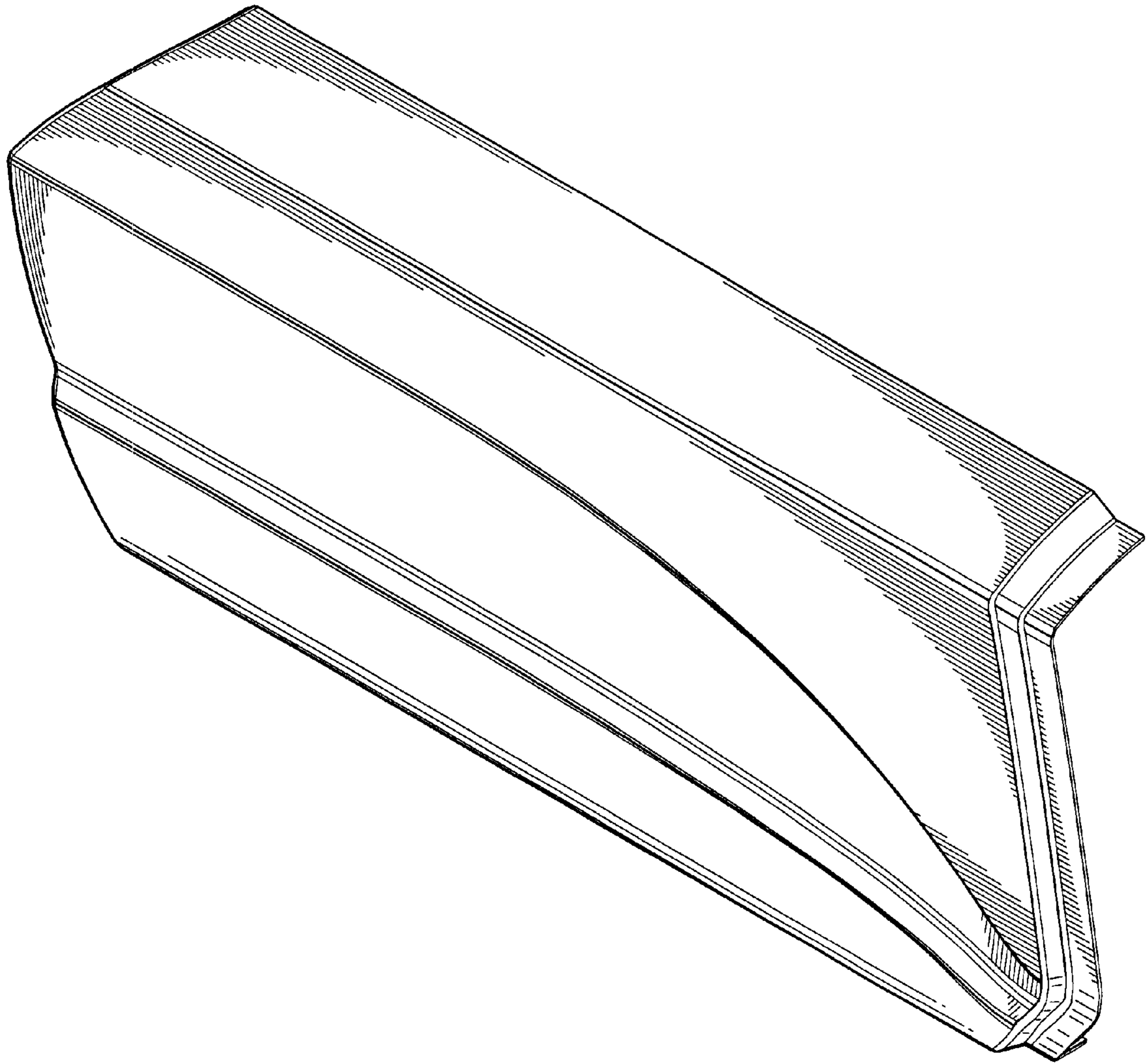
*Fig. 5.*



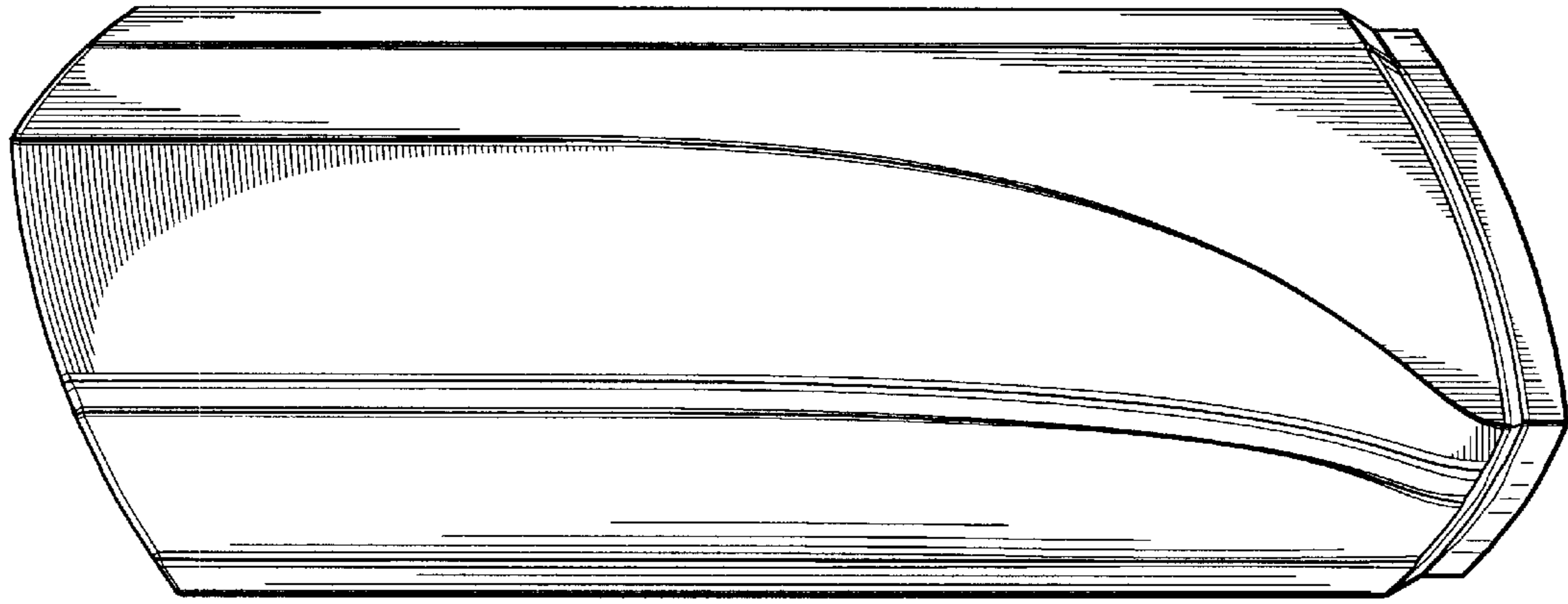
*Fig. 6.*



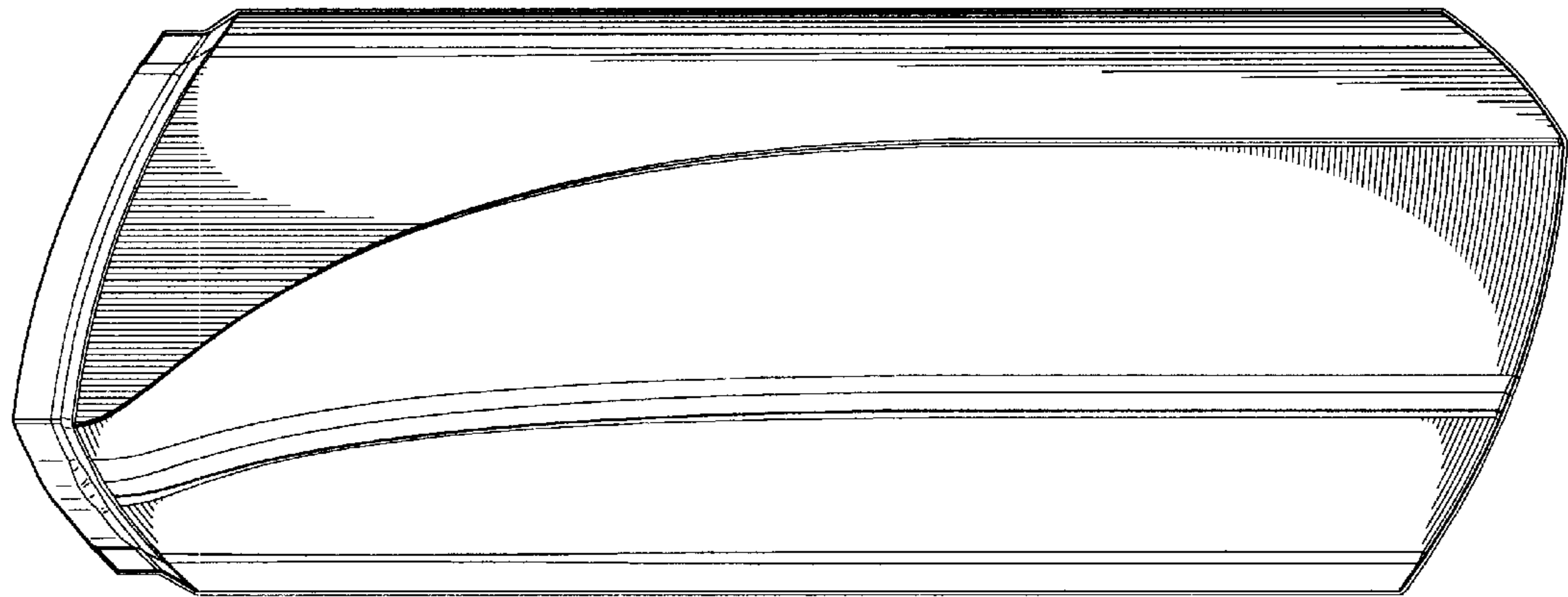
*Fig. 7.*




*Fig. 8.*



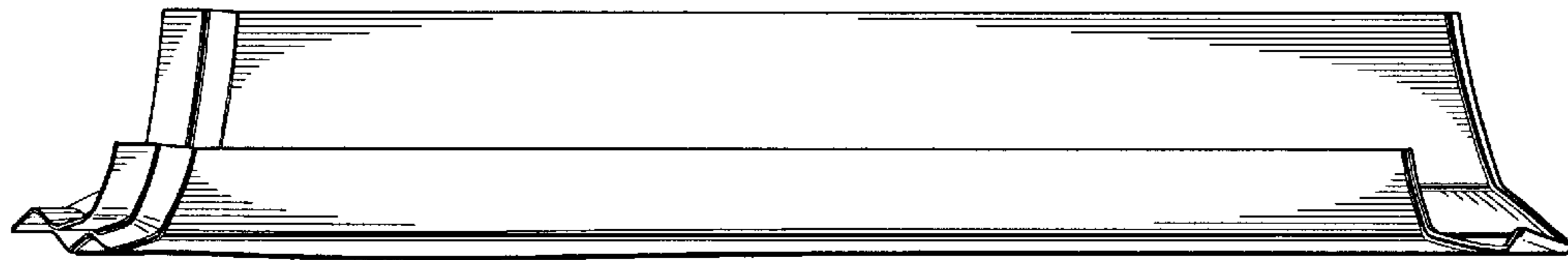
*Fig. 9.*



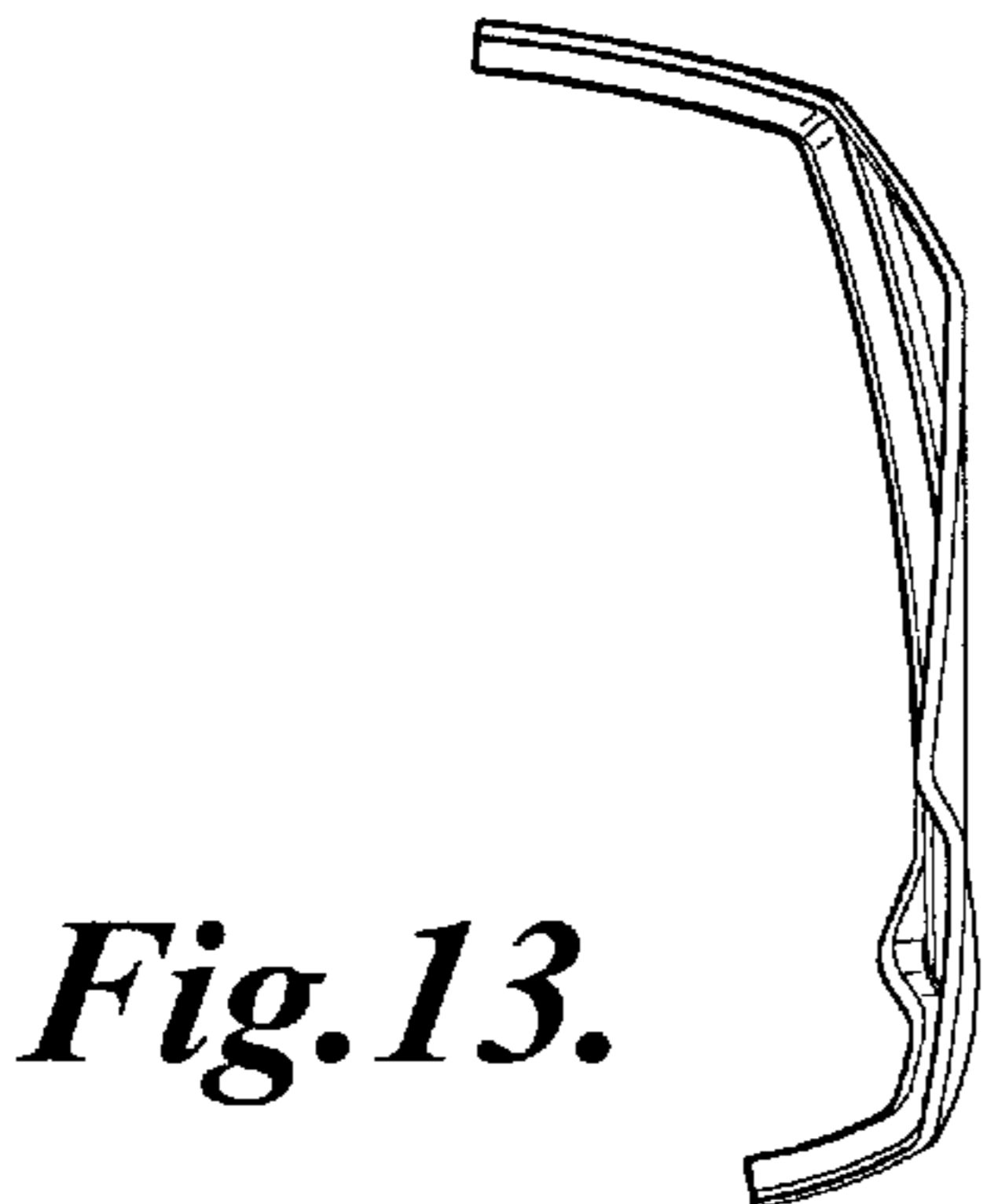
*Fig. 10.*



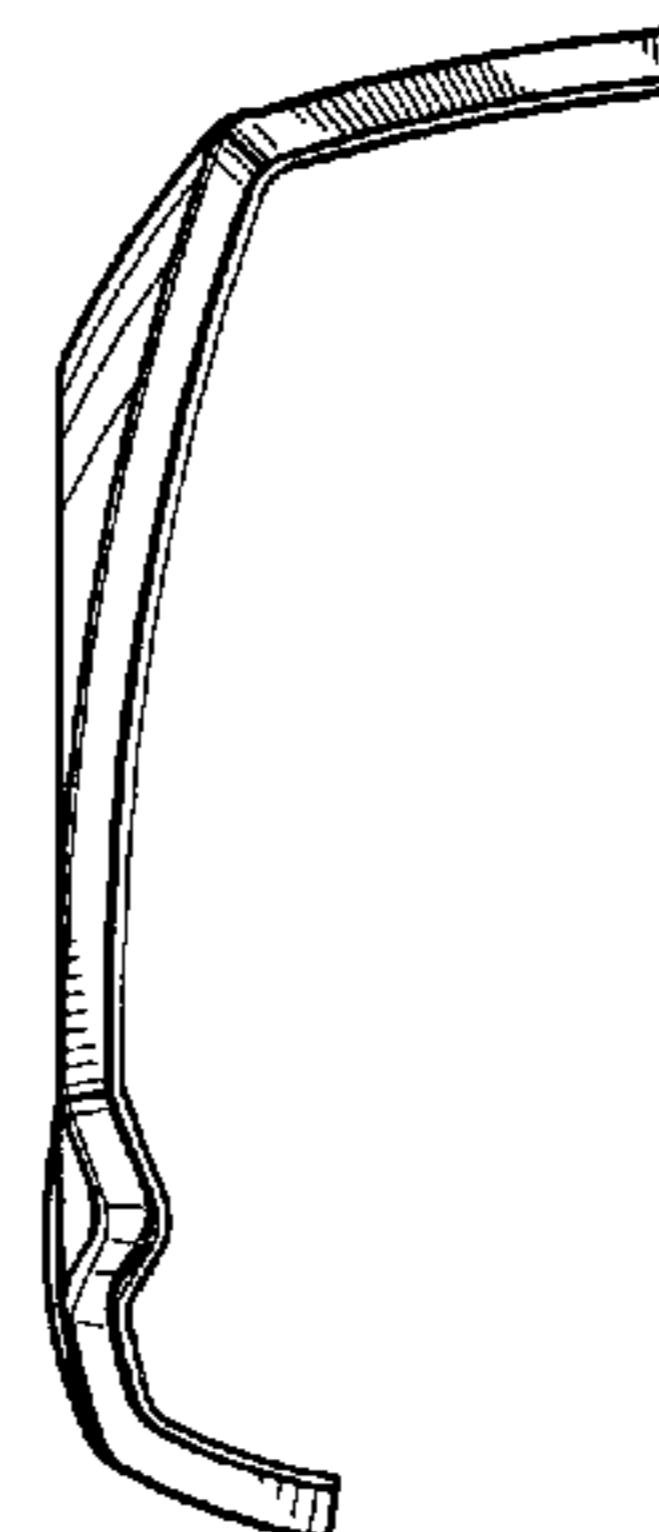
*Fig. 11.*



*Fig. 12.*

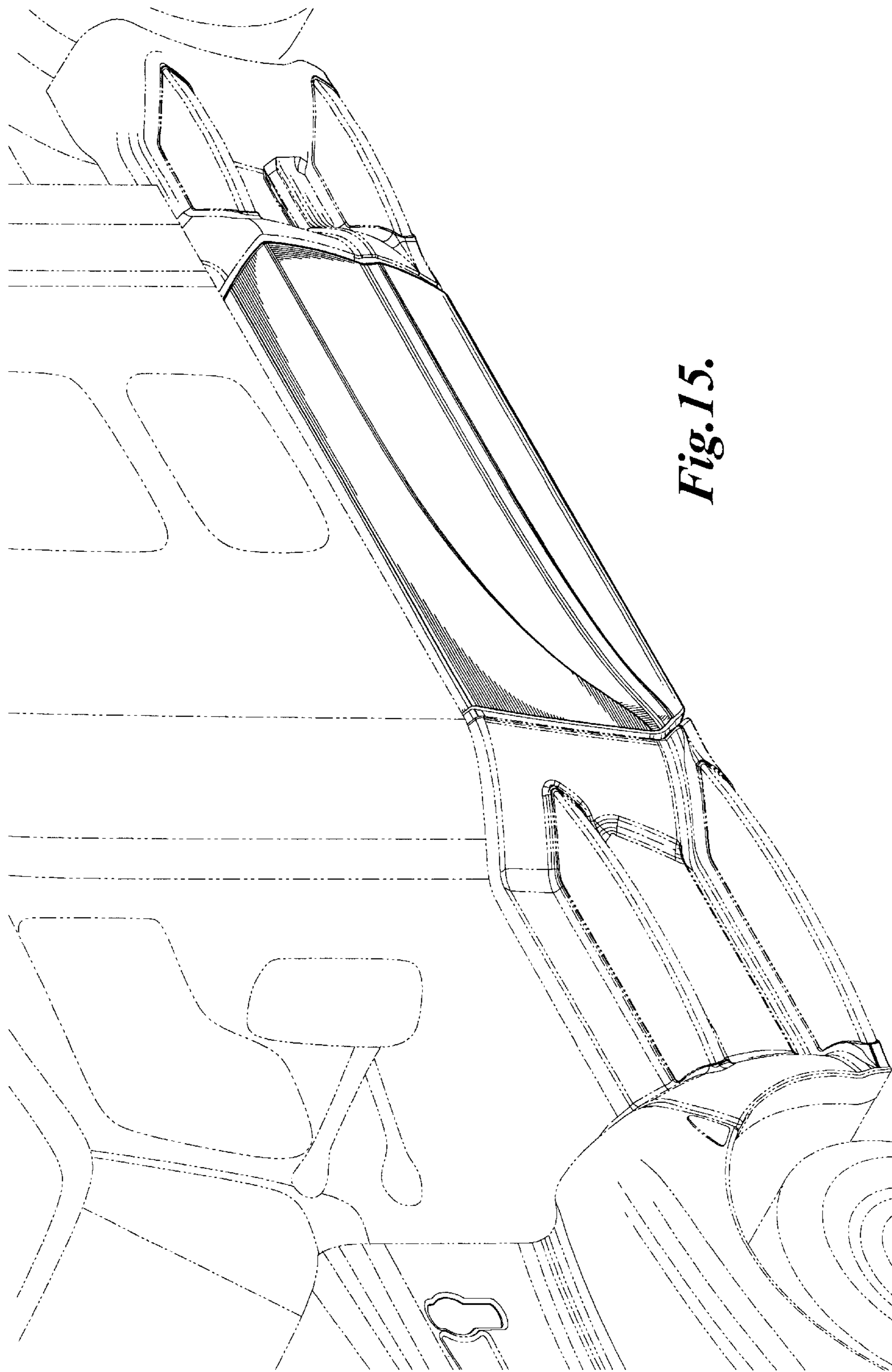


*Fig. 13.*



*Fig. 14.*





*Fig. 15.*