



US00D531934S

(12) **United States Design Patent**
Nagura et al.

(10) **Patent No.:** **US D531,934 S**

(45) **Date of Patent:** **** Nov. 14, 2006**

(54) **AUTOMOBILE**

(75) Inventors: **Takashi Nagura, Wako (JP); Kazushi Nakamura, Wako (JP)**

(73) Assignee: **Honda Motor Co. Ltd., Tokyo (JP)**

(**) Term: **14 Years**

(21) Appl. No.: **29/240,634**

(22) Filed: **Oct. 17, 2005**

(30) **Foreign Application Priority Data**

Apr. 18, 2005 (JP) 2005-011411

(51) **LOC (8) Cl.** **12-08**

(52) **U.S. Cl.** **D12/90**

(58) **Field of Classification Search** D12/90-92,
D12/3, 5, 86; D21/424, 433; 296/181.1
See application file for complete search history.

(56) **References Cited**

U.S. PATENT DOCUMENTS

D501,428 S * 2/2005 Takahashi et al. D12/91
D505,097 S * 5/2005 Rodriguez D12/91

D508,435 S * 8/2005 Wakasugi et al. D12/91
D513,480 S * 1/2006 Minowa et al. D12/91
D515,460 S * 2/2006 Oosawa et al. D12/91

* cited by examiner

Primary Examiner—Melody N. Brown

(74) *Attorney, Agent, or Firm*—Arent Fox PLLC

(57) **CLAIM**

The ornamental design for an automobile, as shown and described.

DESCRIPTION

FIG. 1 is a front view of an automobile showing my new design.

FIG. 2 is a rear view thereof.

FIG. 3 is a right side view thereof, the left side view thereof being a mirror image of the right side view.

FIG. 4 is a top plan view thereof.

FIG. 5 is a perspective view thereof as seen from the right front side; and,

FIG. 6 is a perspective view thereof as seen from the right rear side.

1 Claim, 4 Drawing Sheets




FIG.1




FIG.2




FIG.3

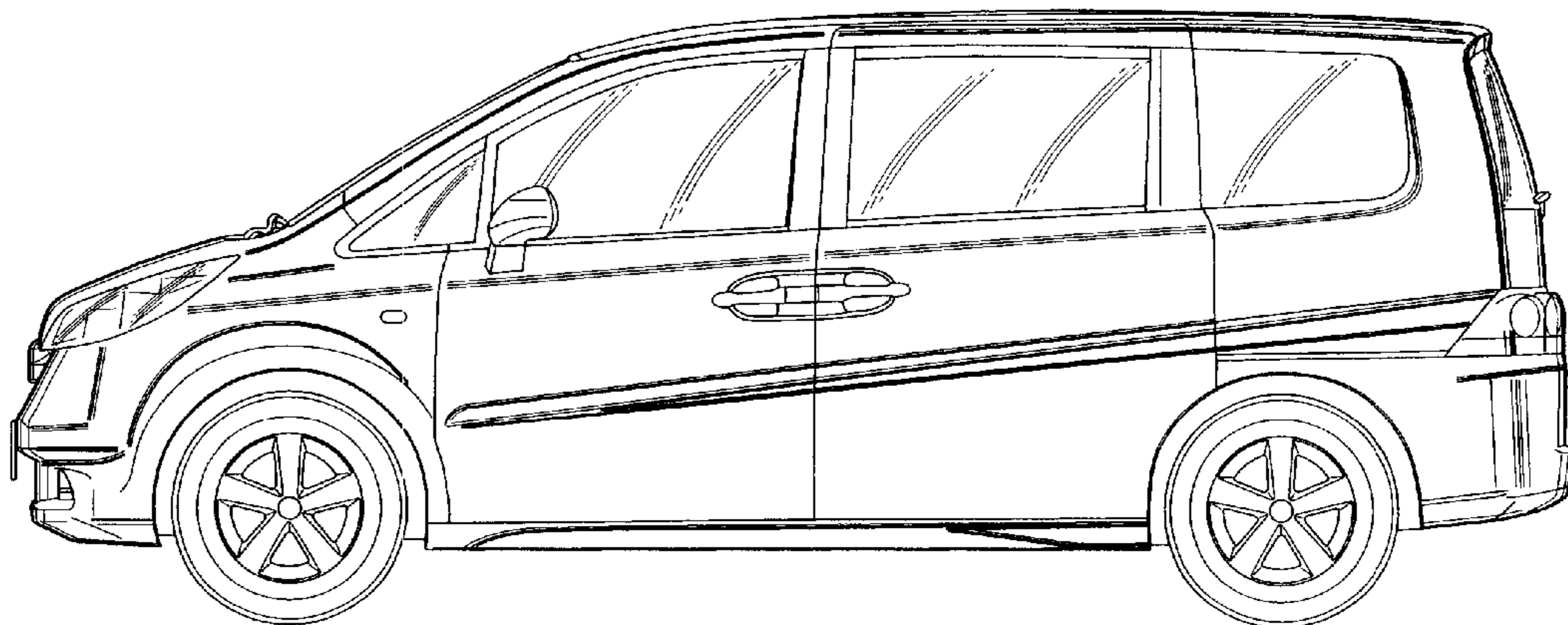


FIG.4

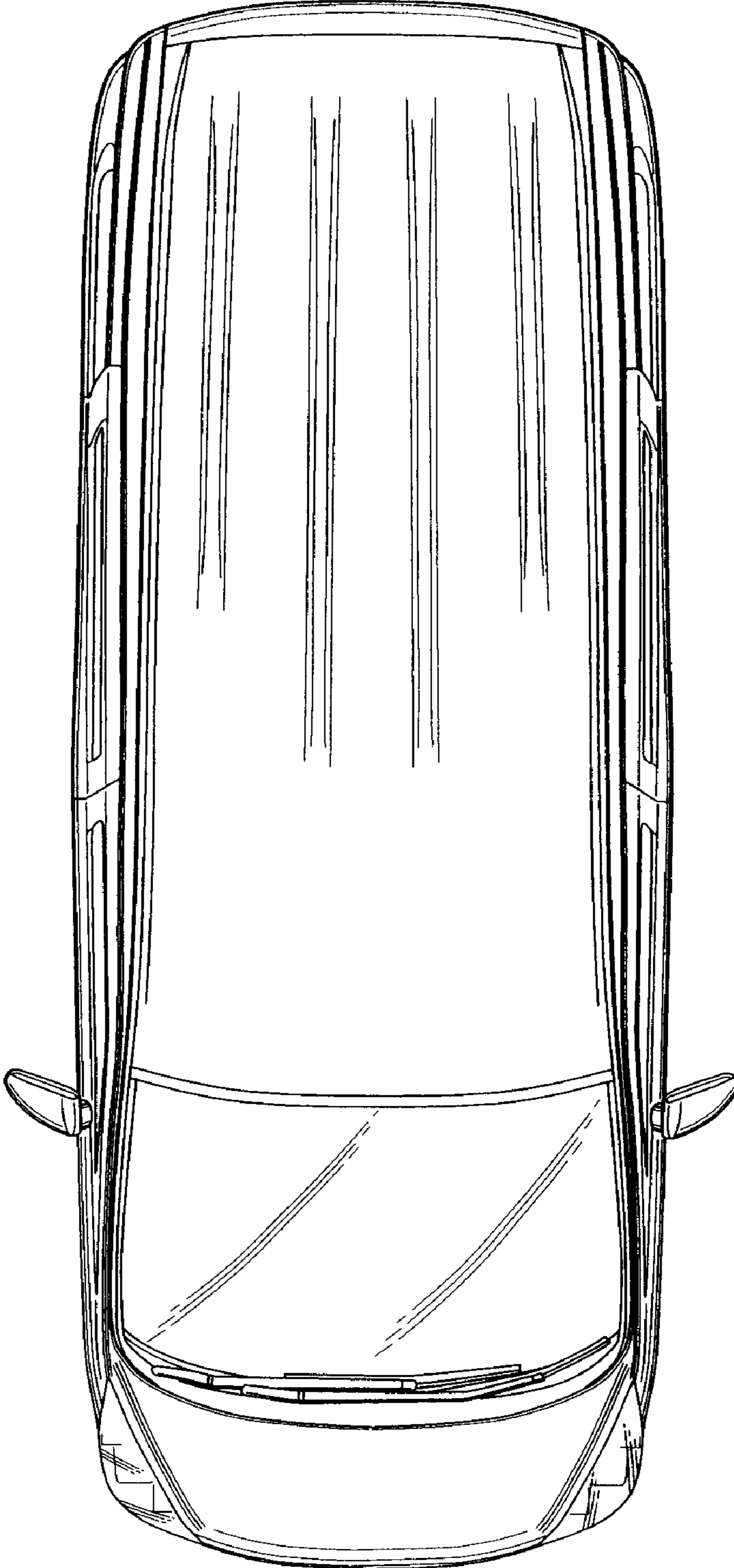


FIG.5




FIG.6

