



US00D531932S

(12) **United States Design Patent**
Thompson

(10) **Patent No.:** **US D531,932 S**

(45) **Date of Patent:** **** Nov. 14, 2006**

(54) **NOVELTY FLAG DISPLAY**

D487,566 S * 3/2004 Oliveras D11/166
D499,666 S * 12/2004 Ciaccia D11/181

(76) Inventor: **David M. Thompson**, 1217 Buckboard
Blvd., Papillion, NE (US) 68046

* cited by examiner

(**) Term: **14 Years**

Primary Examiner—Louis S. Zarfes

Assistant Examiner—Anhdao Doan

(21) Appl. No.: **29/215,403**

(74) *Attorney, Agent, or Firm*—Thomte, Mazour &
Niebergall; Shane M. Niebergall

(22) Filed: **Oct. 19, 2004**

(57) **CLAIM**

(51) **LOC (8) Cl.** **11-05**

The ornamental design for a novelty flag display, as shown
and described.

(52) **U.S. Cl.** **D11/166**

DESCRIPTION

(58) **Field of Classification Search** D11/165–168,
D11/172, 181–183; 116/173–175; 248/519,
248/538; 362/190, 296
See application file for complete search history.

FIG. 1 is an enlarged front perspective view of the novelty
flag display of the present invention

FIG. 2 is a top plan view of the novelty flag display of the
present invention;

FIG. 3 is a front elevation view of the novelty flag display
of the present invention;

FIG. 4 is a side elevation view of the novelty flag display of
the present invention;

FIG. 5 is a rear elevation view of the novelty flag display of
the present invention; and,

FIG. 6 is a bottom plan view of the novelty flag display of
the present invention.

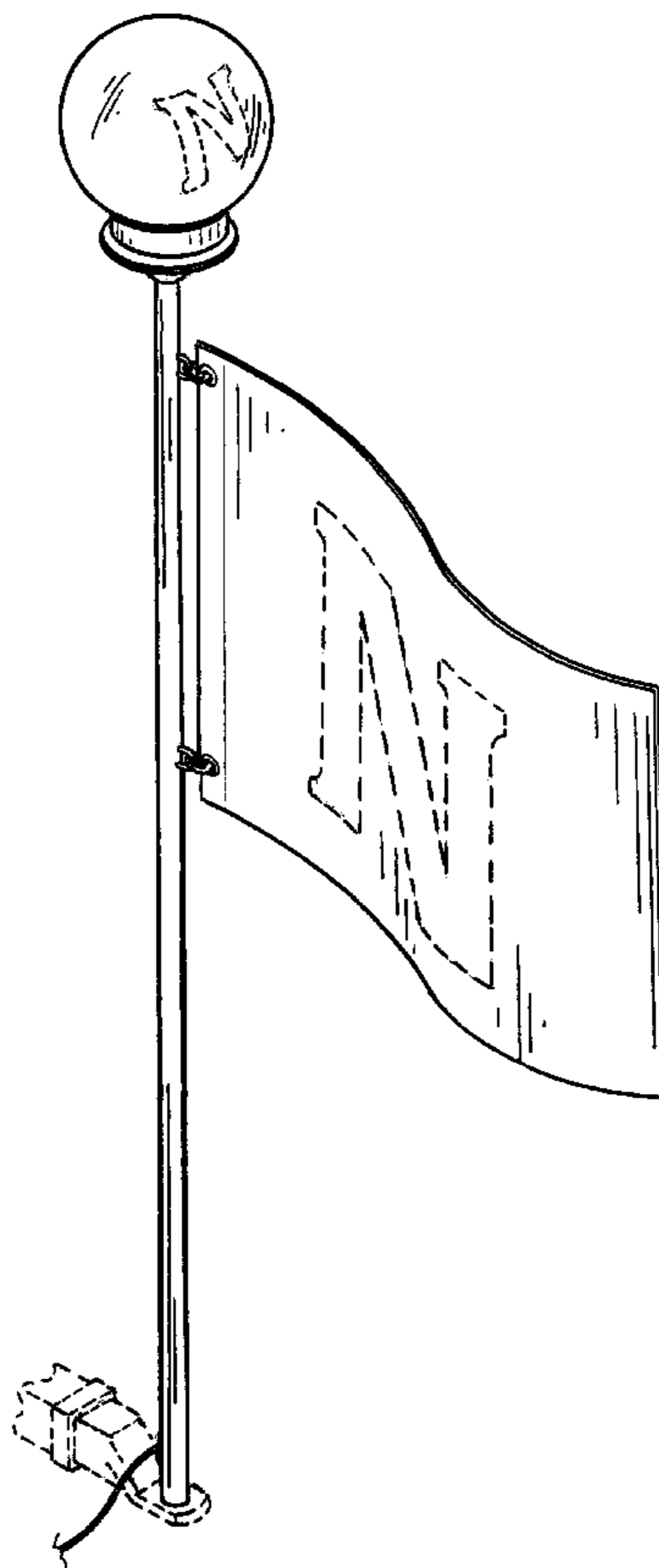
The broken line drawings in FIG. 1 are for illustrative
purposes only and form no part of the claimed design.

(56) **References Cited**

U.S. PATENT DOCUMENTS

2,324,614	A	*	7/1943	Dalton	116/173
5,005,512	A	*	4/1991	Fu	116/173
5,558,455	A	*	9/1996	Emery	248/548
D385,508	S	*	10/1997	Regier	D11/181
5,943,980	A	*	8/1999	Huang	116/174
6,302,567	B1	*	10/2001	Gamble, Sr.	362/505
D476,597	S	*	7/2003	West	D11/181
6,637,718	B1	*	10/2003	Wilson	248/539

1 Claim, 2 Drawing Sheets



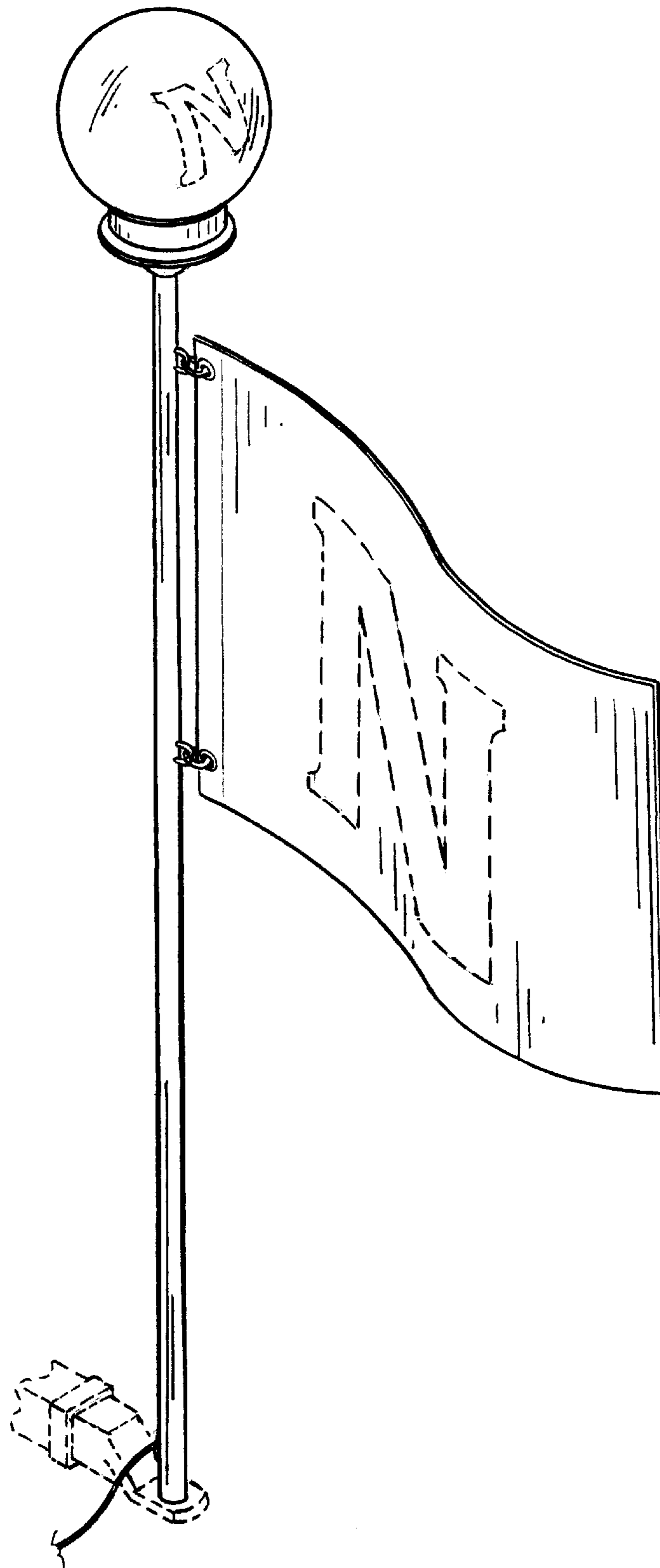


FIG. 1

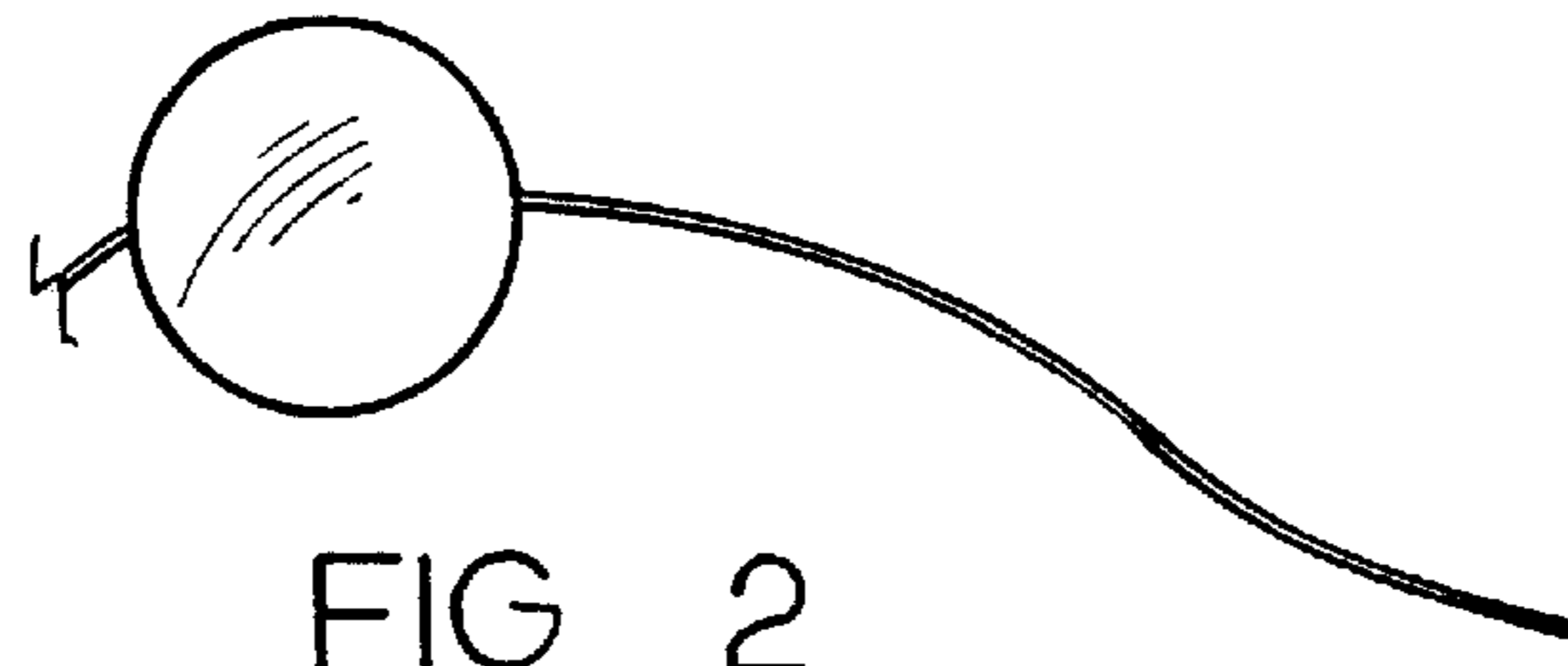


FIG. 2

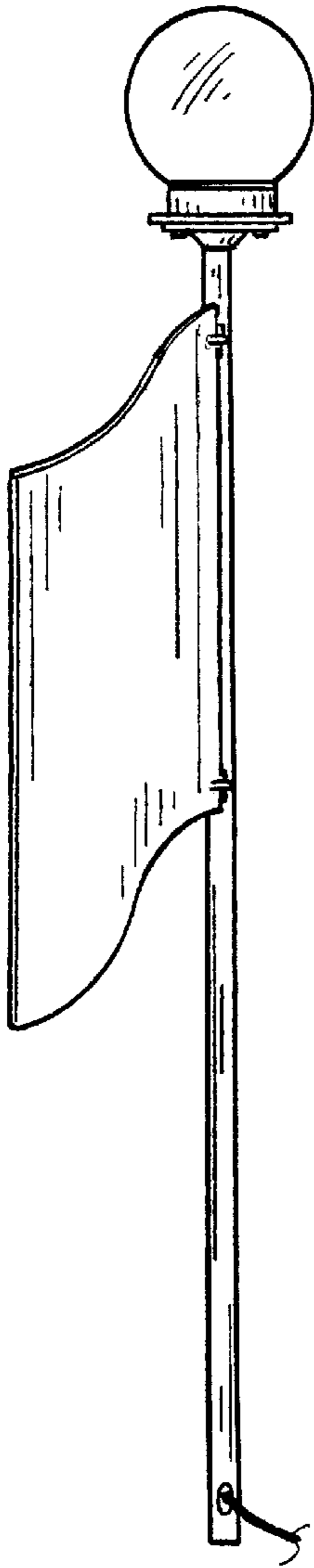


FIG. 3

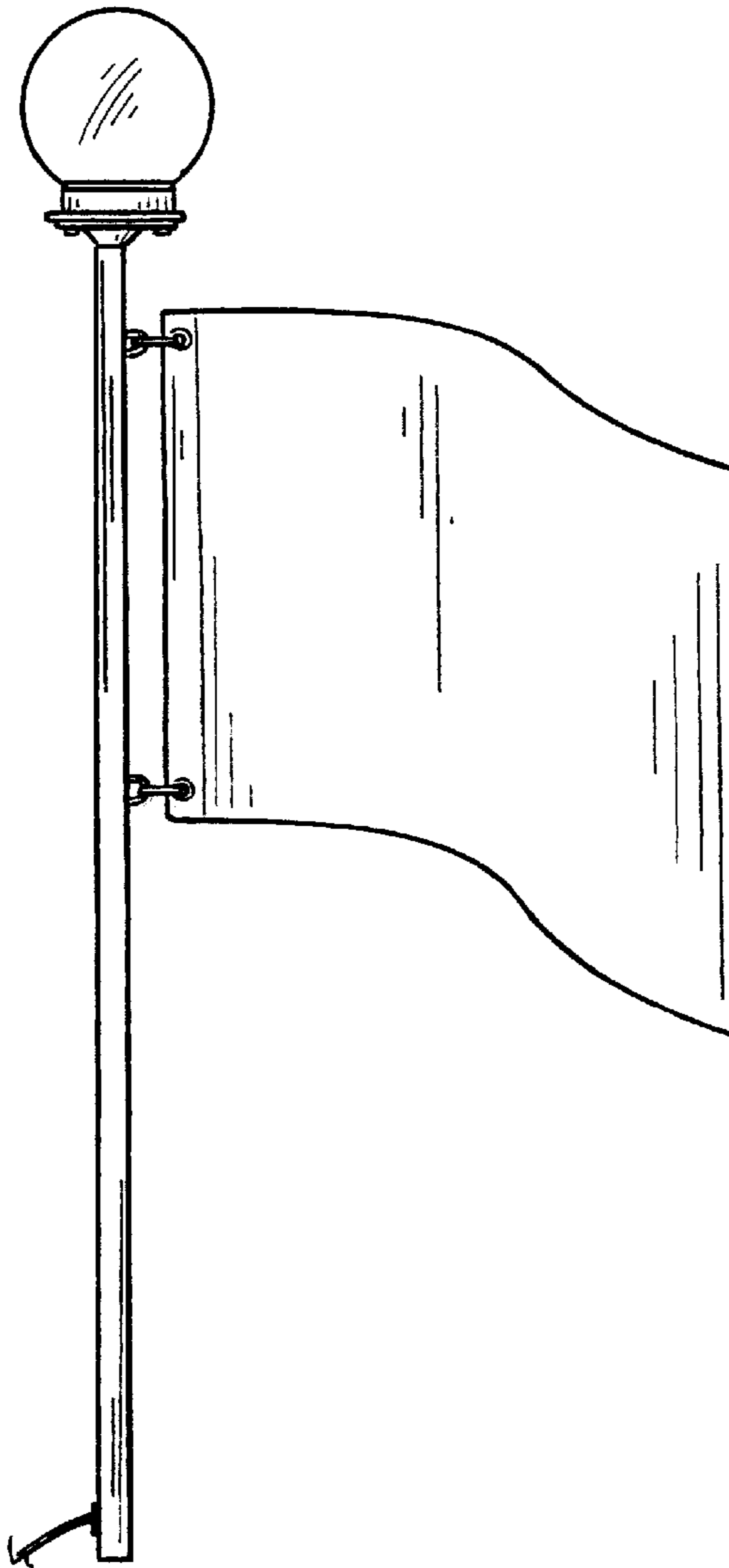


FIG. 4




FIG. 5

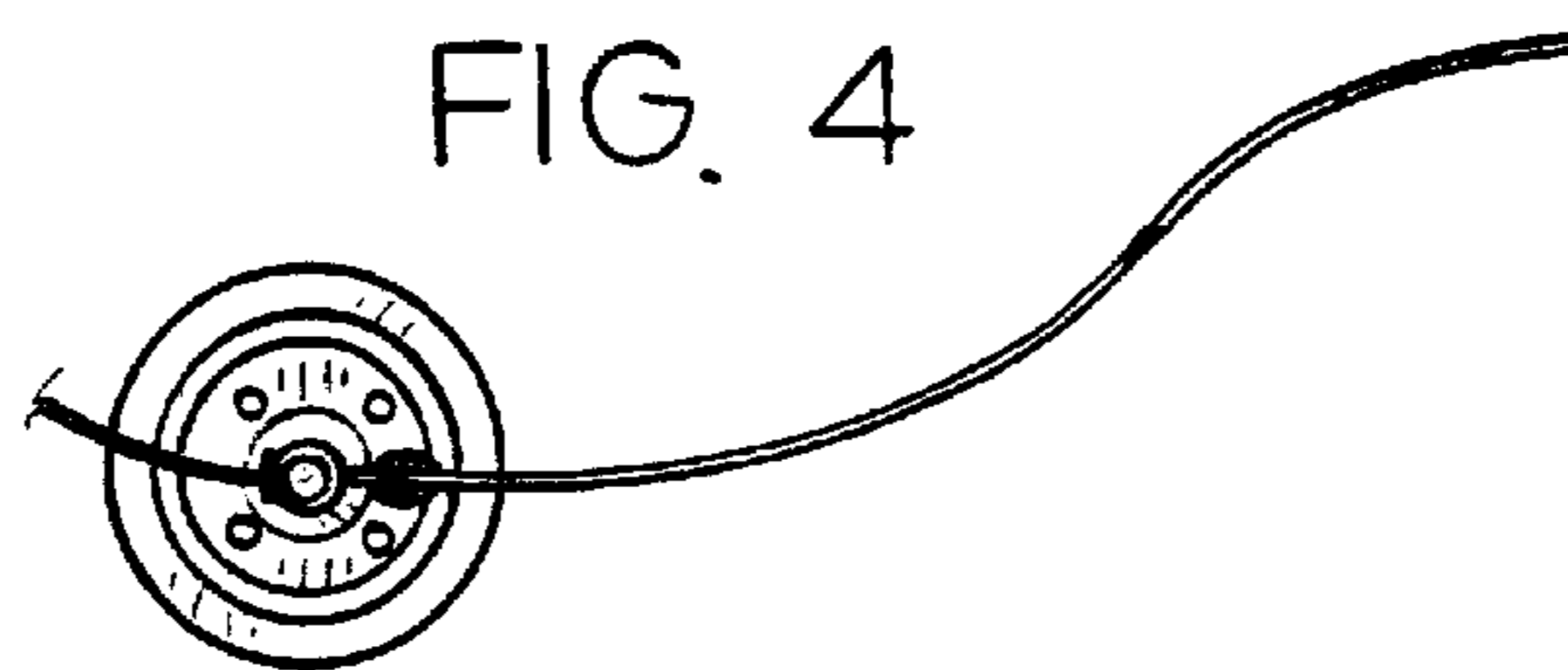


FIG. 6