



US00D531927S

(12) **United States Design Patent**
Fogel

(10) **Patent No.:** **US D531,927 S**

(45) **Date of Patent:** **** *Nov. 14, 2006**

(54) **ENGAGEMENT RING**

(76) Inventor: **Kenneth D. Fogel**, 159 Myrtle Ave.,
Millburn, NJ (US) 07041

(*) Notice: This patent is subject to a terminal disclaimer.

(**) Term: **14 Years**

(21) Appl. No.: **29/233,325**

(22) Filed: **Jun. 27, 2005**

(51) **LOC (8) Cl.** **11-01**

(52) **U.S. Cl.** **D11/35**

(58) **Field of Classification Search** D11/26-39,
D11/90-92; 63/15, 15.1-15.4, 15.45, 15.5,
63/15.6, 15.65, 15.7, 15.8, 26, 27

See application file for complete search history.

(56) **References Cited**

U.S. PATENT DOCUMENTS

D315,698 S	*	3/1991	Abraham	D11/34
D373,969 S	*	9/1996	Ambar	D11/34
D393,227 S	*	4/1998	Roemer	D11/34
D405,383 S	*	2/1999	Dickhaut	D11/26
D412,681 S	*	8/1999	Canale	D11/92
6,012,302 A	*	1/2000	Hurwitz et al.	63/26

D454,315 S	*	3/2002	Ambar	D11/34
D473,812 S	*	4/2003	Itzkowitz	D11/36
6,851,278 B1	*	2/2005	Keenan	63/15
D507,506 S	*	7/2005	Chan	D11/91
D514,011 S	*	1/2006	Aghjayan et al.	D11/35
D516,452 S	*	3/2006	Bulgari	D11/35
D516,936 S	*	3/2006	Aghjayan et al.	D11/34

* cited by examiner

Primary Examiner—Ian Simmons

Assistant Examiner—Melanie Levy

(74) *Attorney, Agent, or Firm*—Robert Billmers; Joanne Billmers

(57) **CLAIM**

The ornamental design for an engagement ring, as shown and described.

DESCRIPTION

FIG. 1 is a front side elevation view showing my new design;

FIG. 2 is a back side elevation view thereof;

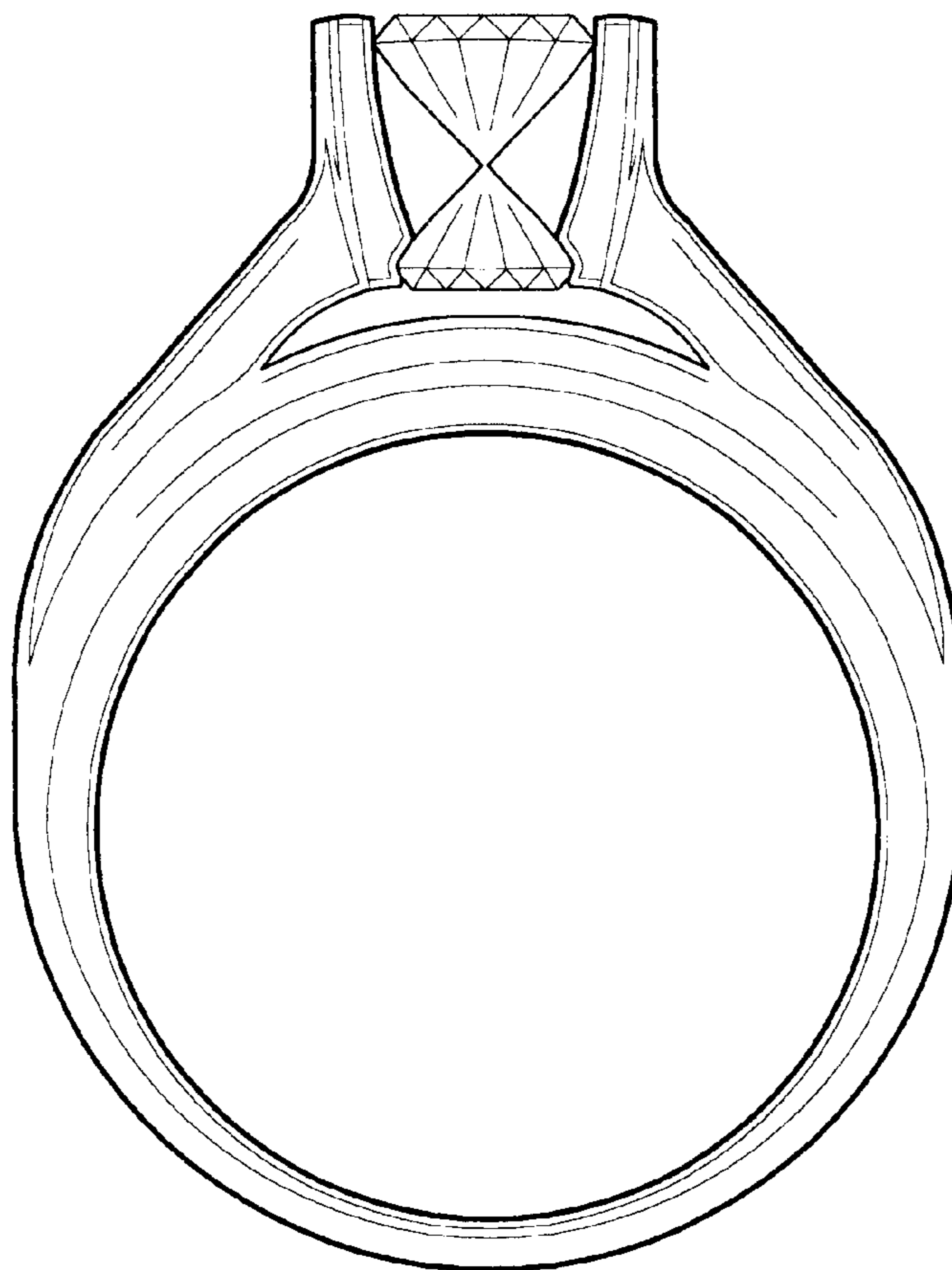
FIG. 3 is a left side elevation view thereof;

FIG. 4 is a right side elevation view thereof;

FIG. 5 is a top plan view thereof; and,

FIG. 6 is a bottom plan view thereof.

1 Claim, 2 Drawing Sheets



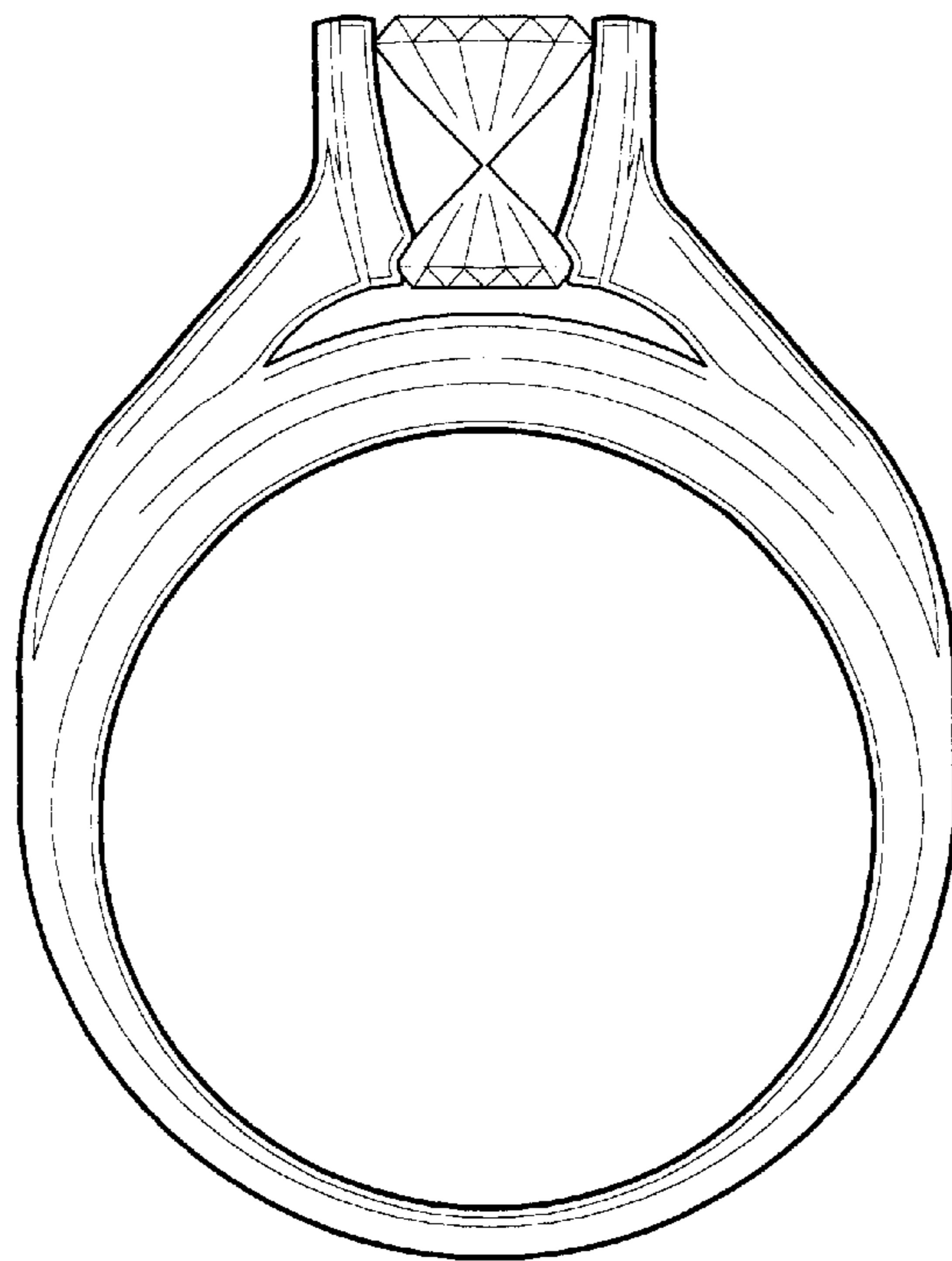


Fig. 1

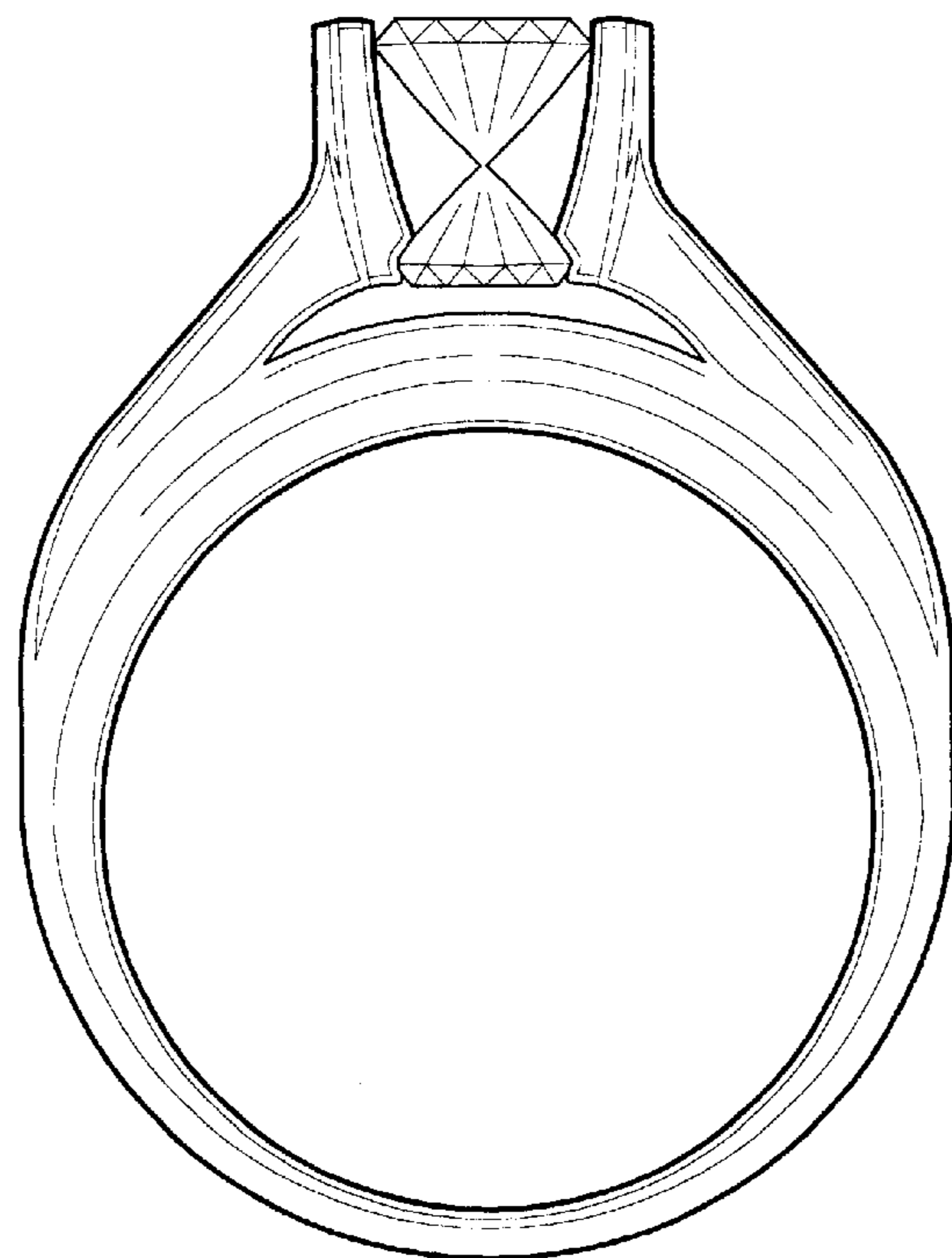


Fig. 2

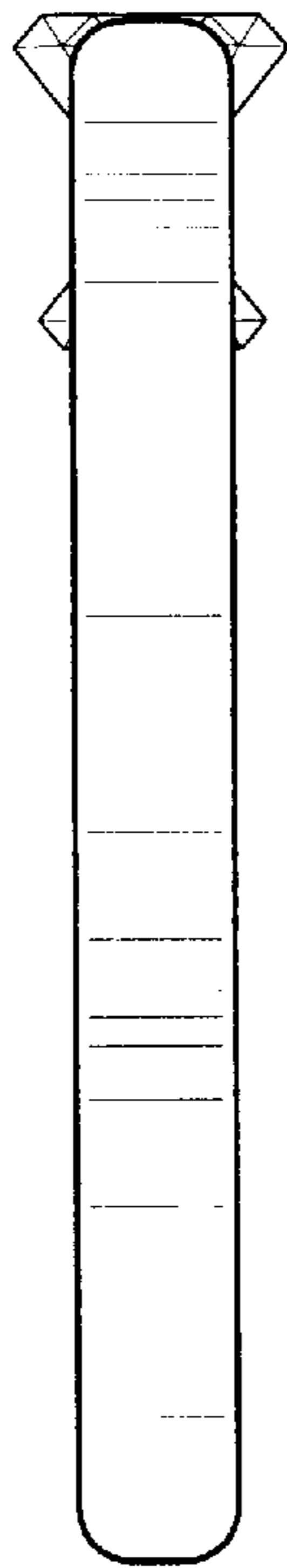


Fig. 3

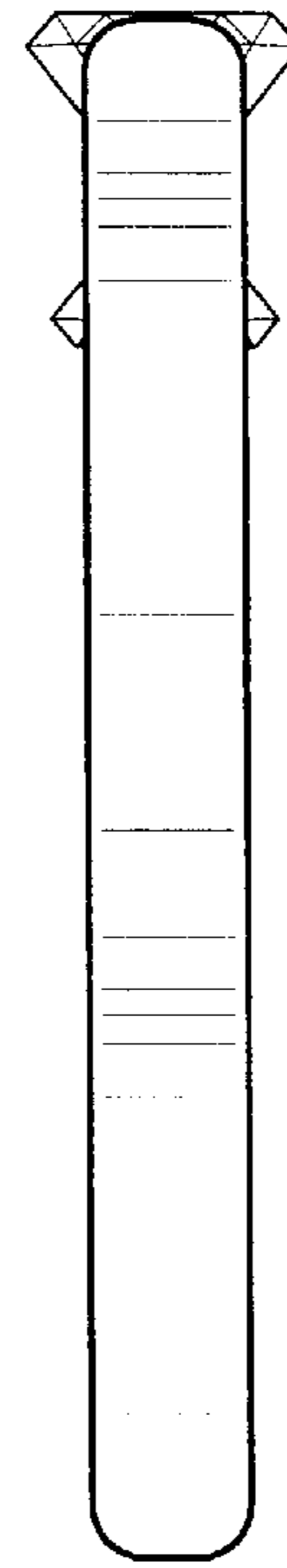


Fig. 4

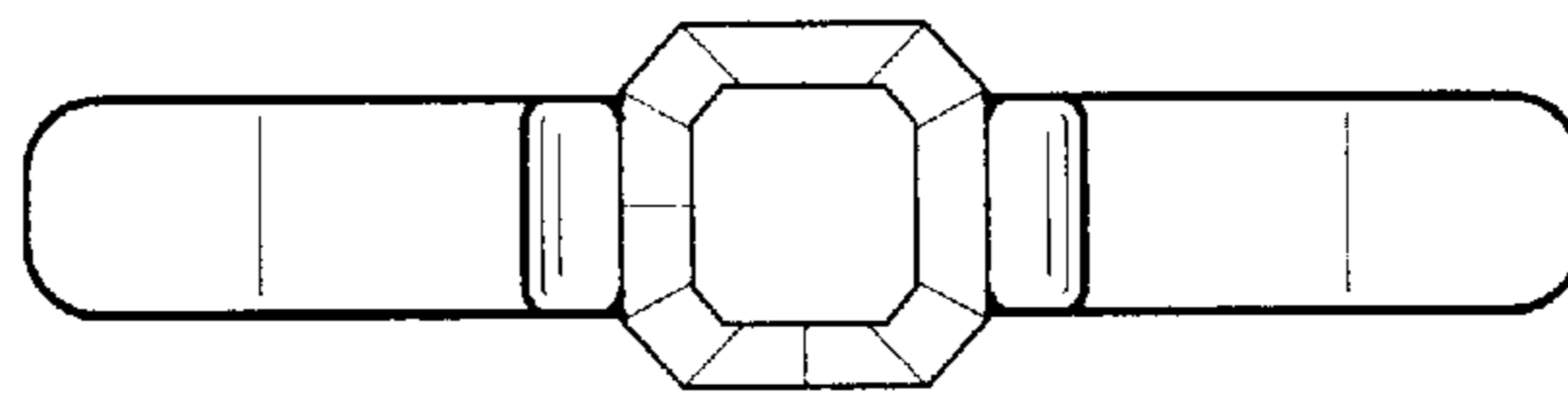


Fig. 5

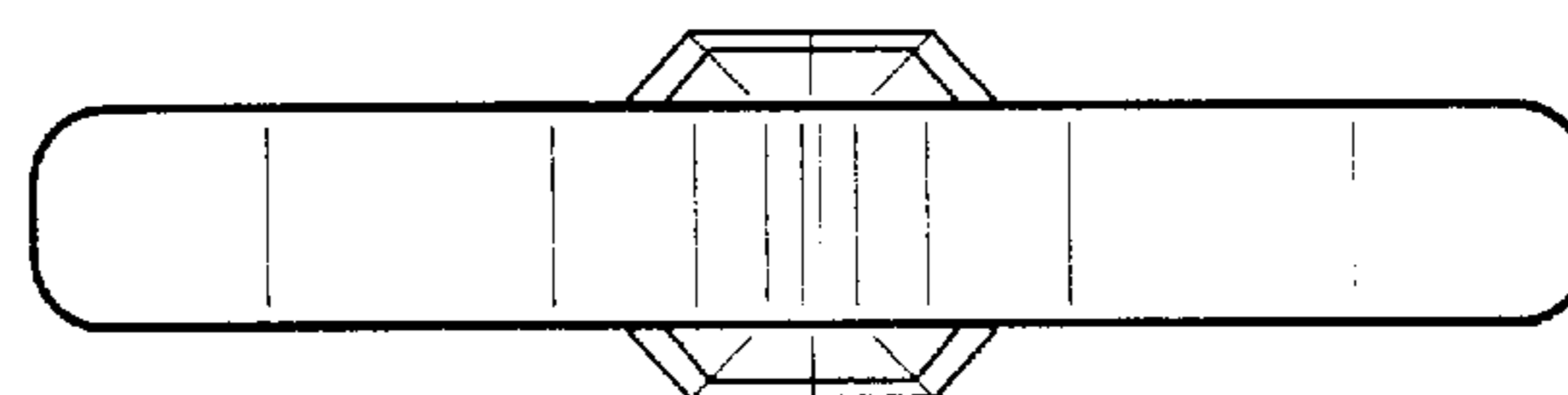


Fig. 6