



US00D531913S

(12) **United States Design Patent**
Heisner et al.

(10) **Patent No.:** **US D531,913 S**

(45) **Date of Patent:** **** Nov. 14, 2006**

(54) **CONTAINER**

FOREIGN PATENT DOCUMENTS

(75) Inventors: **David B. Heisner**, York, PA (US); **Bret Sabold**, Bernville, PA (US)

EM 000345871-0003 * 5/2005

* cited by examiner

(73) Assignee: **Graham Packaging Company, L.P.**, York, PA (US)

Primary Examiner—Ian Simmons
Assistant Examiner—Dana L. Sipos

(**) Term: **14 Years**

(74) *Attorney, Agent, or Firm*—Venable LLP; James R. Burdett; Keith G. Haddaway

(21) Appl. No.: **29/229,946**

(57) **CLAIM**

(22) Filed: **May 16, 2005**

The ornamental design for a container, as shown and described.

(51) **LOC (8) Cl.** **09-01**

(52) **U.S. Cl.** **D9/560; D9/569; D9/571; D9/574**

(58) **Field of Classification Search** D9/516, D9/522, 530, 537–539, 541–542, 549–551, D9/556, 558, 560, 563–564, 569, 571–574, D9/763, 772–773, 776, 779; 215/379, 381–382, 215/385; 220/660, 662, 669

See application file for complete search history.

DESCRIPTION

FIG. 1 is a perspective view of a container according to the present invention;

FIG. 2 is a front view of a container according to the present invention where the rear, right side and left side are identical to the front view.

FIG. 3 is a side view of a container according to the present invention taken along and edge; and,

FIG. 4 is a top view of a container according to the present invention.

The broken lines shown in the drawings are for illustrative purposes only and form no part of the claimed design.

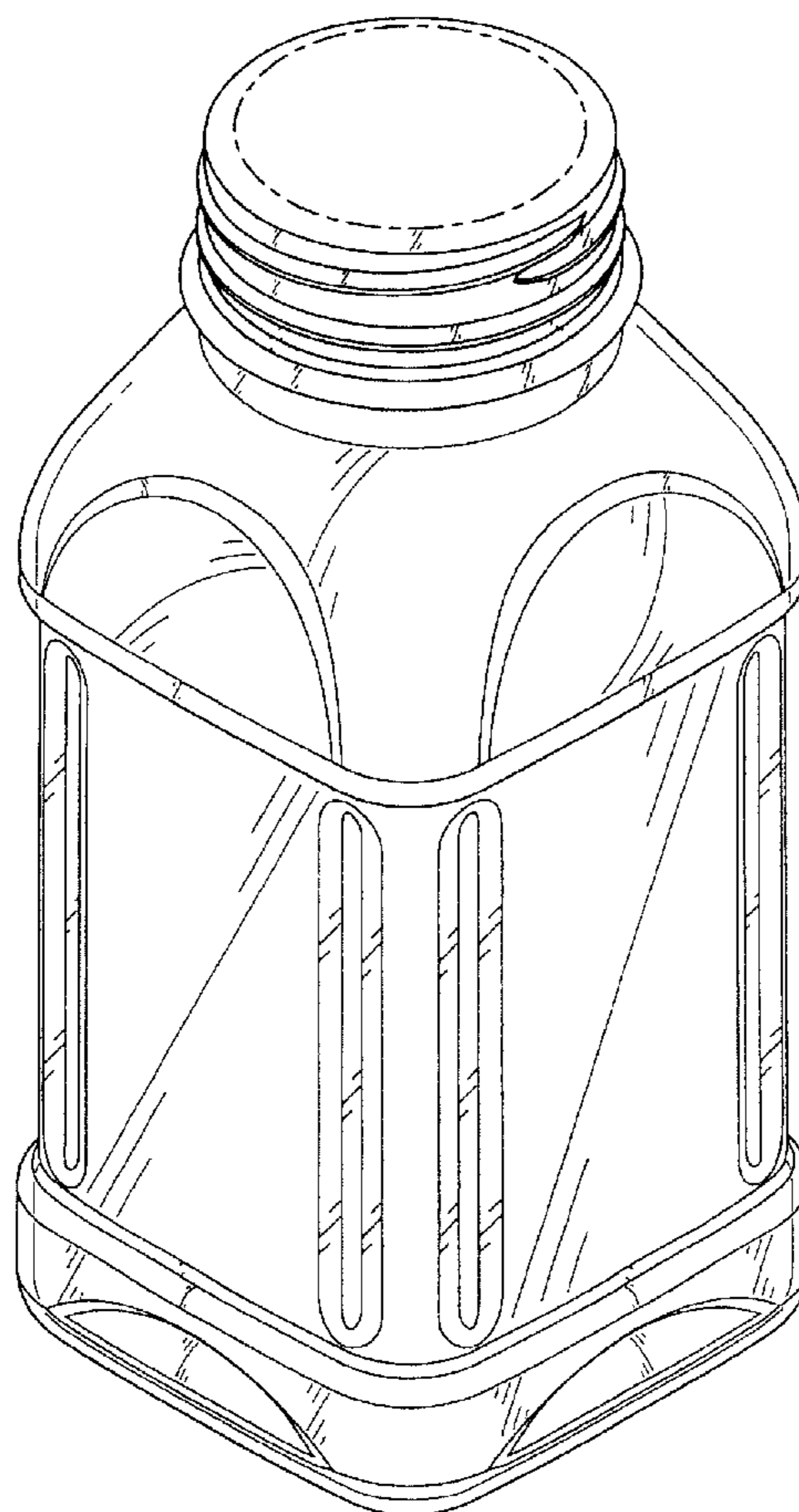
(56) **References Cited**

U.S. PATENT DOCUMENTS

D423,935 S * 5/2000 Frazer D9/520

D486,739 S * 2/2004 Taylor et al. D9/530

1 Claim, 3 Drawing Sheets






FIG. 1




FIG. 2

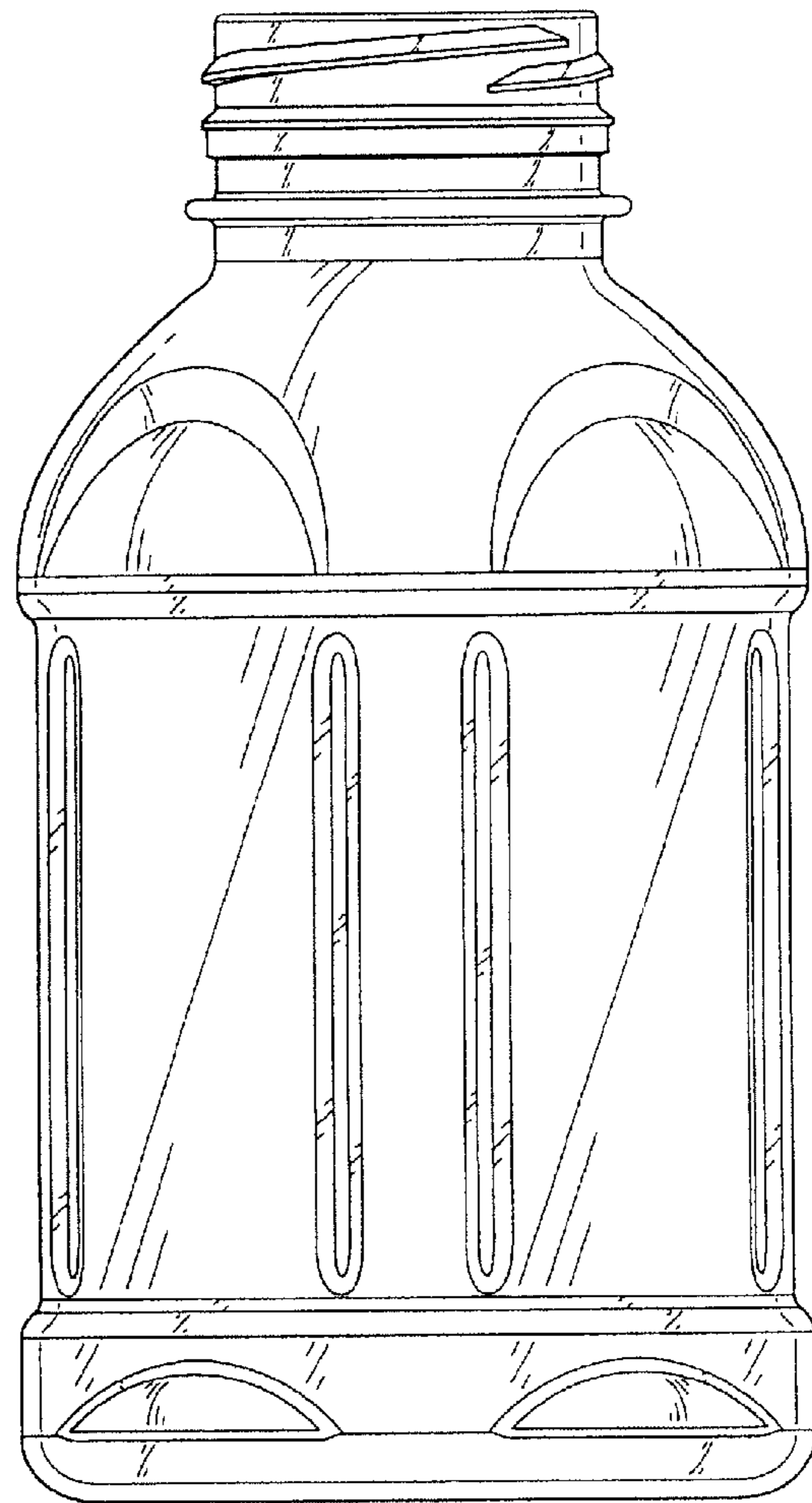


FIG. 3

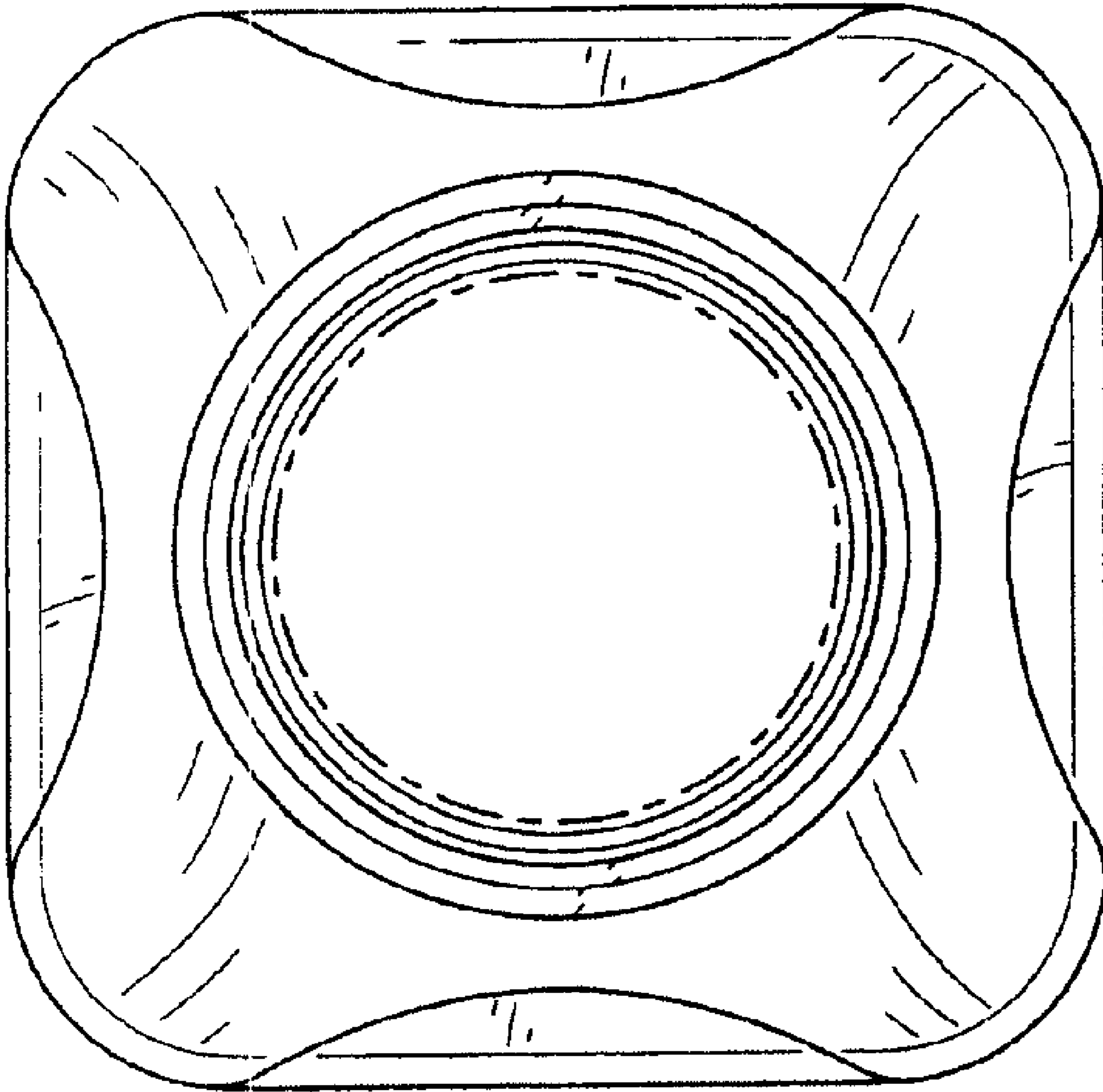


FIG. 4