



US00D531906S

(12) **United States Design Patent** (10) **Patent No.:** **US D531,906 S**  
**Mongeon et al.** (45) **Date of Patent:** **\*\* Nov. 14, 2006**

(54) **CONTAINER AND A CAP**  
(75) Inventors: **Murphy Greene Mongeon**, Cincinnati, OH (US); **William John Maskell**, Marlborough (GB); **Amy Bridgman**, London (GB); **George Scott Kerr**, Mason, OH (US); **Thomas Hlavacek**, Bregenz (AT)  
(73) Assignee: **The Procter & Gamble Company**, Cincinnati, OH (US)

D327,010 S \* 6/1992 Spiegel ..... D9/528  
D346,740 S \* 5/1994 Charet et al. .... D9/522  
D381,895 S \* 8/1997 Cheng ..... D9/529  
D382,803 S \* 8/1997 Gavin ..... D9/526  
D417,624 S \* 12/1999 Herrmann et al. .... D9/575  
D439,518 S 3/2001 Gavin  
D460,694 S \* 7/2002 Llusca ..... D9/529  
D461,718 S \* 8/2002 Brozell ..... D9/529  
D474,408 S \* 5/2003 Rennie et al. .... D9/521  
D486,737 S \* 2/2004 Oates ..... D9/521  
D508,407 S \* 8/2005 Busch et al. .... D9/522

(\*\*) Term: **14 Years**

\* cited by examiner

(21) Appl. No.: **29/234,678**

*Primary Examiner*—Carol Rademaker

(22) Filed: **Jul. 21, 2005**

(74) *Attorney, Agent, or Firm*—Linda M. Sivik; Tara M. Rosnell

(51) **LOC (8) Cl.** ..... **09-01**

(57) **CLAIM**

(52) **U.S. Cl.** ..... **D9/522; D9/529; D9/561; D9/575**

The ornamental design for a container and a cap, as shown and described.

(58) **Field of Classification Search** ..... D9/682, D9/686-689, 693-694, 723-725, 727-729, D9/521-523, 529-530, 537-545, 548-549, D9/551-552, 556, 558, 561, 564-565, 569, D9/571-575; 215/382-384, 396, 398; 220/660, 220/669, 675; 222/210, 212-213  
See application file for complete search history.

**DESCRIPTION**

(56) **References Cited**

**U.S. PATENT DOCUMENTS**

D158,800 S 5/1950 Ross ..... D9/526  
D195,772 S 7/1963 Sanders ..... D3/205  
4,087,028 A \* 5/1978 Lang ..... 222/556  
D304,550 S 11/1989 Demarest ..... D9/529  
4,969,581 A 11/1990 Seifert et al. .... 222/212  
D314,139 S \* 1/1991 Ambasz ..... D9/523  
D324,332 S \* 3/1992 Seifert et al. .... D9/520

FIG. 1 is a perspective view of a container and a cap, embodying our new design;  
FIG. 2 is a top plan view of the container and a cap thereof;  
FIG. 3 is a front elevational view of the container and a cap thereof;  
FIG. 4 is a rear elevational view of the container and a cap thereof;  
FIG. 5 is a bottom plan view of the container and a cap thereof;  
FIG. 6 is a left side elevational view of the container and a cap thereof; and,  
FIG. 7 is a right side elevational view of the container and a cap thereof.

**1 Claim, 3 Drawing Sheets**



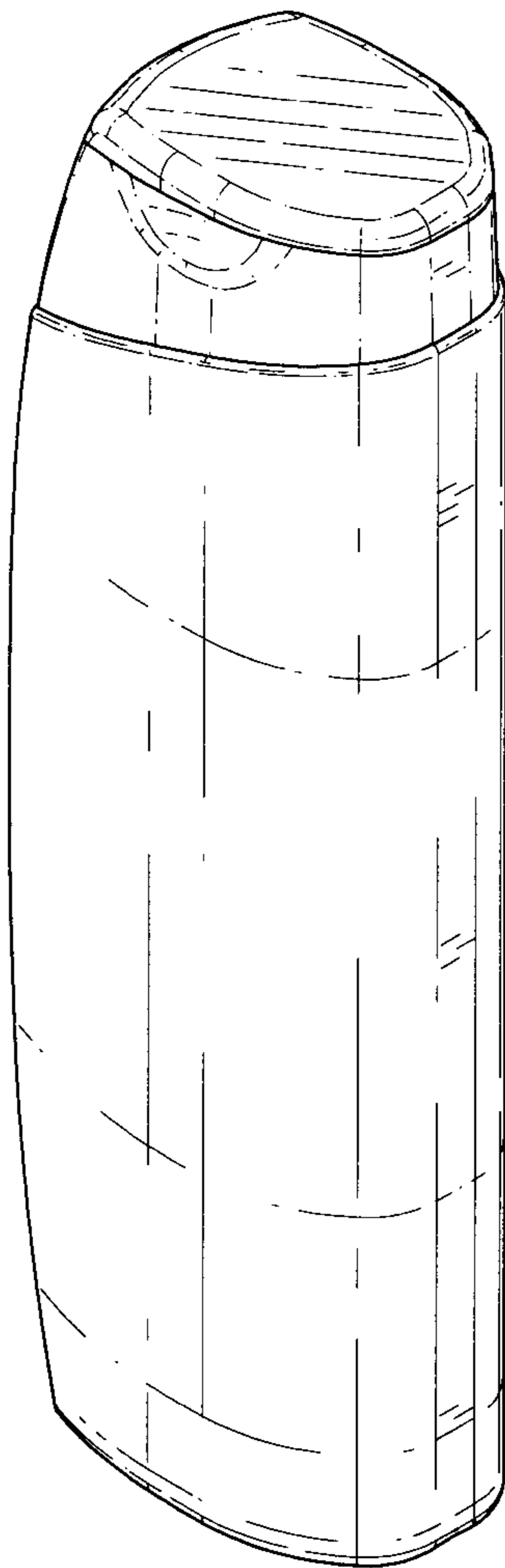


Fig. 1

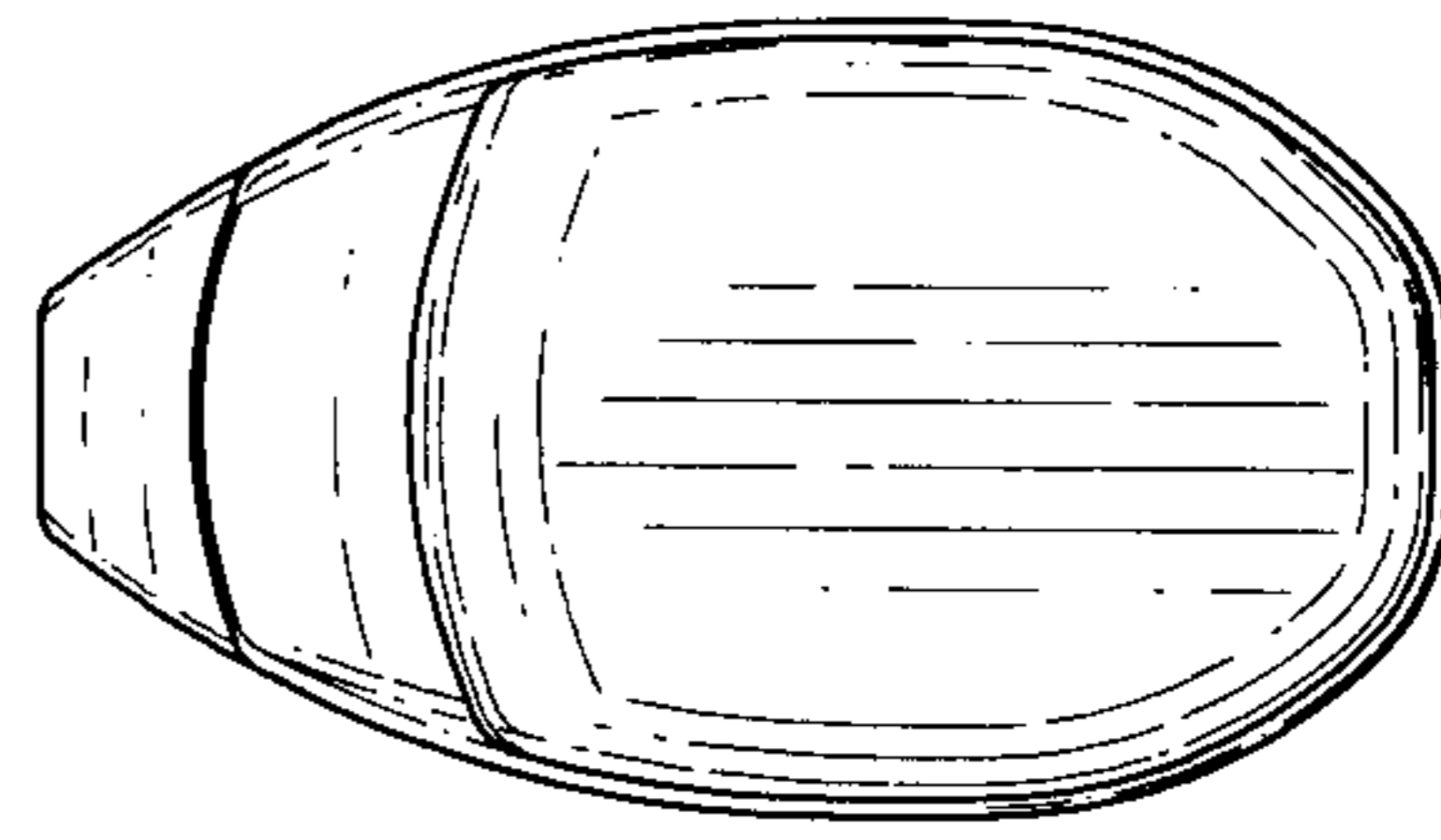


Fig. 2

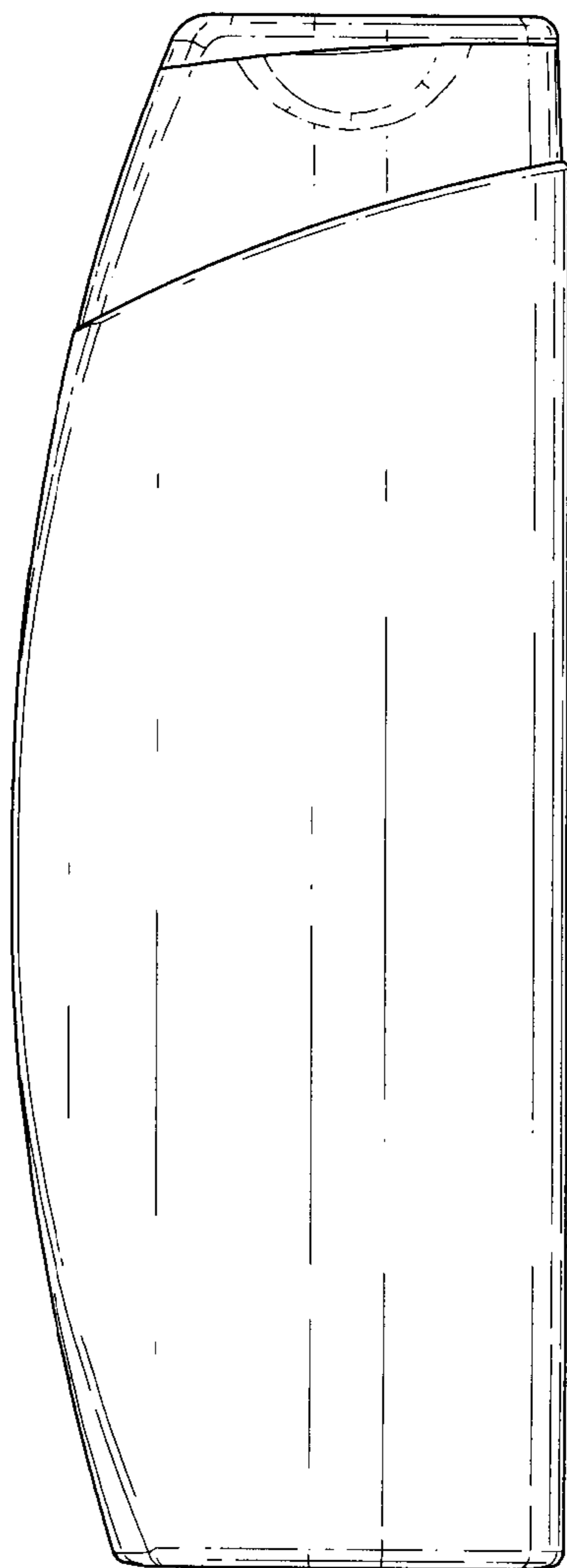


Fig. 3




Fig. 4

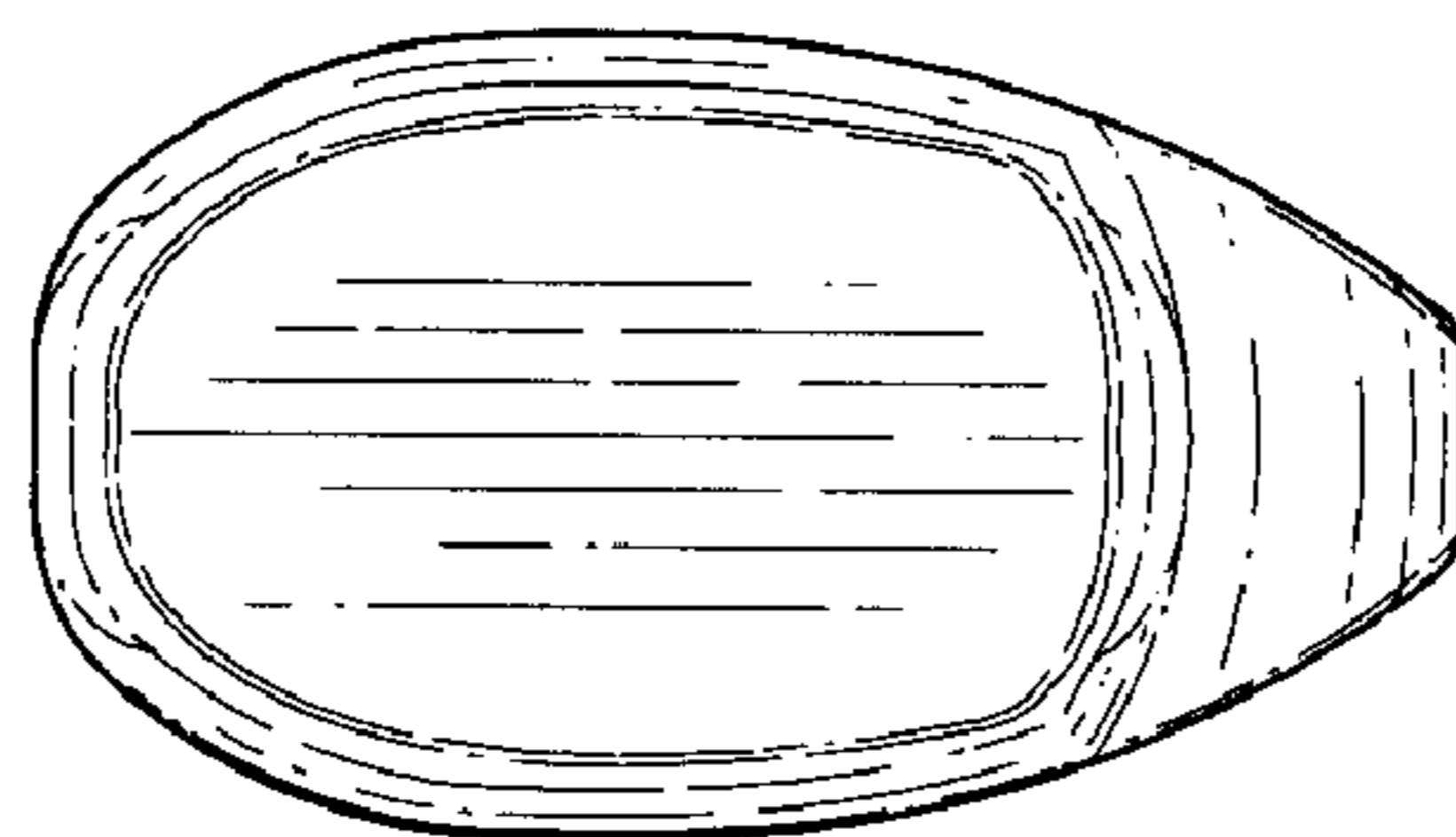


Fig. 5

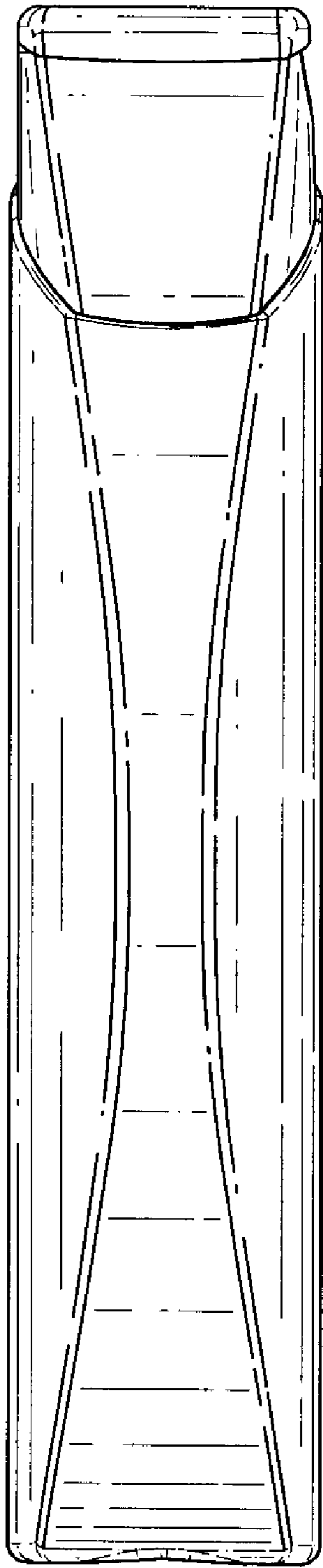


Fig. 6




Fig. 7