



US00D531896S

(12) **United States Design Patent** (10) **Patent No.:** **US D531,896 S**
Blythe (45) **Date of Patent:** **** Nov. 14, 2006**

(54) **SLIDER FOR RECLOSABLE FASTENER**
(75) Inventor: **James S. Blythe**, Rochester, NY (US)
(73) Assignee: **Pactiv Corporation**, Lake Forest, IL (US)
(**) Term: **14 Years**
(21) Appl. No.: **29/194,865**
(22) Filed: **Dec. 2, 2003**
(51) **LOC (8) Cl.** **09-07**
(52) **U.S. Cl.** **D9/434**
(58) **Field of Classification Search** D9/443, D9/435, 434; D11/221, 220; 383/65, 64; 264/252; 24/427-431, 421, 419, 417, 416, 24/415, 401, 400, 399, 387, 381
See application file for complete search history.

5,405,478 A 4/1995 Richardson et al.
5,426,830 A 6/1995 Richardson et al.
5,431,760 A 7/1995 Donovan
5,442,837 A 8/1995 Morgan
5,448,808 A 9/1995 Gross
5,482,375 A 1/1996 Richardson et al.
5,669,715 A 9/1997 Dobreski et al.
5,681,115 A 10/1997 Diederich et al.
5,713,669 A 2/1998 Thomas et al.
5,722,128 A 3/1998 Toney et al.
5,769,772 A 6/1998 Wiley
5,775,812 A 7/1998 St. Phillips et al.
5,788,378 A 8/1998 Thomas
5,833,791 A 11/1998 Bryniarski et al.
5,836,056 A 11/1998 Porchia
5,851,070 A 12/1998 Dobreski et al.
5,867,875 A 2/1999 Beck et al.
5,871,281 A 2/1999 Stolmeier et al.
5,896,627 A 4/1999 Cappel et al.

(Continued)

FOREIGN PATENT DOCUMENTS

(56) **References Cited**
U.S. PATENT DOCUMENTS
1,785,234 A 12/1930 Sundback
2,736,079 A 2/1956 Staller et al.
3,259,951 A 7/1966 Zimmerman
3,426,396 A 2/1969 LaGuerre
3,579,747 A 5/1971 Hawley
3,790,992 A 2/1974 Herz
4,262,395 A 4/1981 Kosky
RE31,487 E 1/1984 Friedberg
5,007,142 A 4/1991 Herrington
5,007,143 A 4/1991 Herrington
5,010,627 A 4/1991 Herrington et al.
5,020,194 A 6/1991 Herrington et al.
5,063,644 A 11/1991 Herrington et al.
5,067,208 A 11/1991 Herrington, Jr. et al.
5,070,583 A 12/1991 Herrington
5,088,971 A 2/1992 Herrington
D325,547 S * 4/1992 Saito et al. D11/221
5,131,121 A 7/1992 Herrington, Jr. et al.
5,167,608 A 12/1992 Steffens, Jr. et al.
5,189,764 A 3/1993 Herrington et al.
5,283,932 A 2/1994 Richardson et al.
5,301,394 A 4/1994 Richardson et al.
5,301,395 A 4/1994 Richardson et al.

FR 2 636 923 A3 9/1989
GB 2 085 519 10/1980
WO WO 91/13759 9/1991
WO WO 95/35047 12/1995
WO WO 95/35048 12/1995

Primary Examiner—Robert M. Spear
Assistant Examiner—Susan Bennett Hattan
(74) *Attorney, Agent, or Firm*—Winston & Strawn LLP

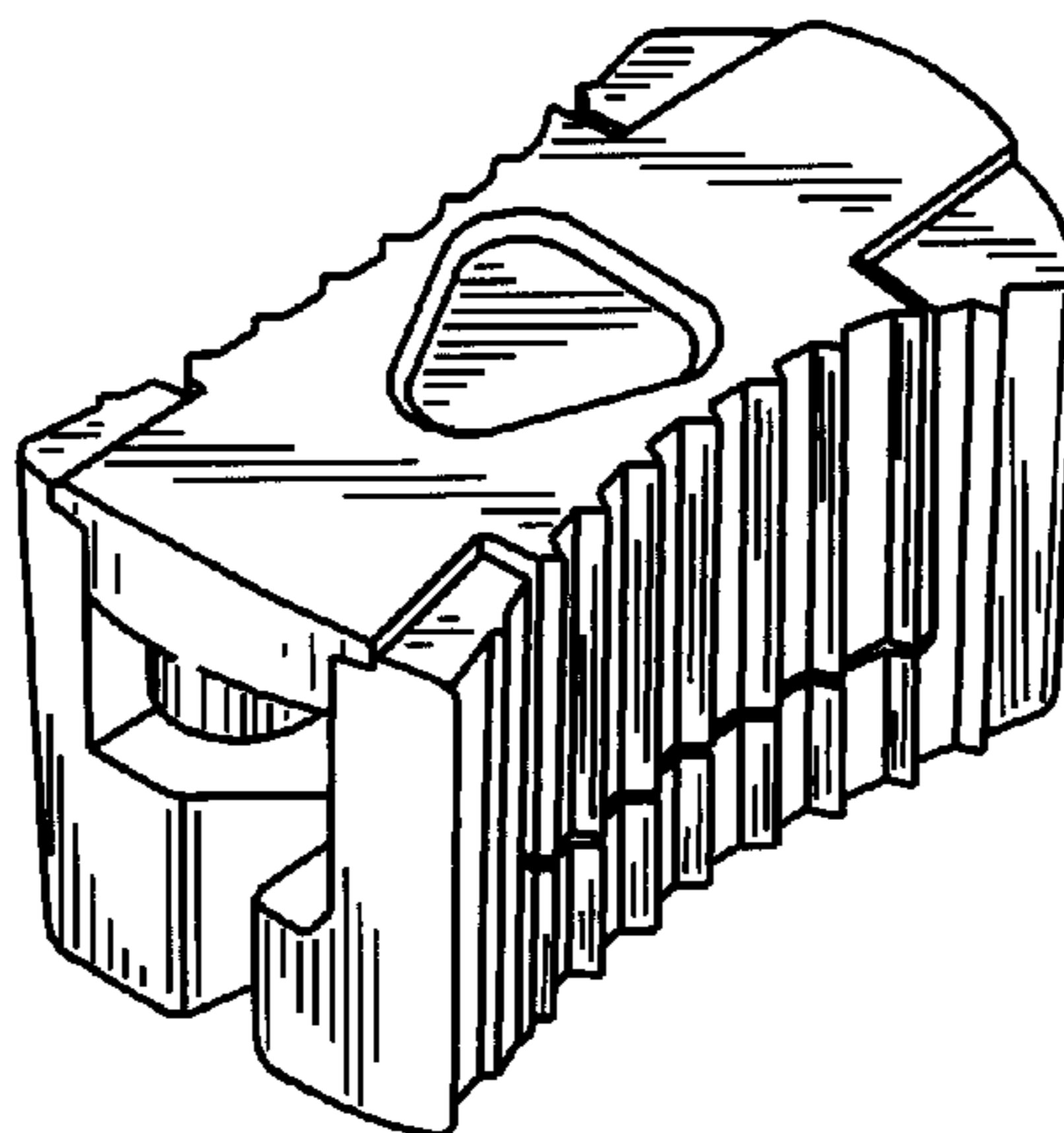
(57) **CLAIM**

The ornamental design for a reclosable fastener, as shown and described.

DESCRIPTION

FIG. 1 is a perspective view of a slider for reclosable fastener.
FIG. 2 is a first side view of the slider of FIG. 1;
FIG. 3 is a second side view of the slider of FIG. 1;
FIG. 4 is a top view of the slider of FIG. 1;
FIG. 5 is a third side view of the slider of FIG. 1;
FIG. 6 is a bottom view of the slider of FIG. 1; and,
FIG. 7 is a fourth side view of the slider of FIG. 1.

1 Claim, 1 Drawing Sheet



US D531,896 S

Page 2

U.S. PATENT DOCUMENTS													
5,911,508	A	6/1999	Dobreski et al.	6,287,000	B1	9/2001	Buchman						
5,919,535	A	7/1999	Dobreski et al.	6,287,001	B1	9/2001	Buchman						
5,924,173	A	7/1999	Dobreski et al.	6,289,561	B1	9/2001	Provan et al.						
5,964,532	A	10/1999	St. Phillips et al.	6,290,390	B1	9/2001	Buchman						
5,983,466	A	11/1999	Petkovsek	6,290,391	B1	9/2001	Buchman						
6,036,364	A	3/2000	Heuvel	6,292,986	B1	9/2001	Provan et al.						
6,047,450	A	4/2000	Machacek et al.	6,327,754	B1	12/2001	Belmont et al.						
6,178,722	B1	1/2001	McMahon	6,364,530	B1	*	4/2002	Buchman	383/64			
D439,866	S	*	4/2001	Savicki, Sr.	D11/221	D469,721	S	*	2/2003	Buchman	D11/221
6,247,843	B1	6/2001	Buchman	6,517,242	B1	2/2003	Buchman	6,526,632	B1	3/2003	Blythe et al.		
6,257,763	B1	7/2001	Stolmeier et al.	D479,467	S	*	9/2003	Buchman	D9/434			
6,264,366	B1	7/2001	Custer	6,611,996	B1	*	9/2003	Blythe et al.	24/399			
6,273,607	B1	8/2001	Buchman	D480,988	S	*	10/2003	Buchman	D11/221			
6,286,189	B1	9/2001	Provan et al.	2003/0169949	A1	9/2003	Buchman						
6,286,999	B1	9/2001	Cappel et al.										

* cited by examiner

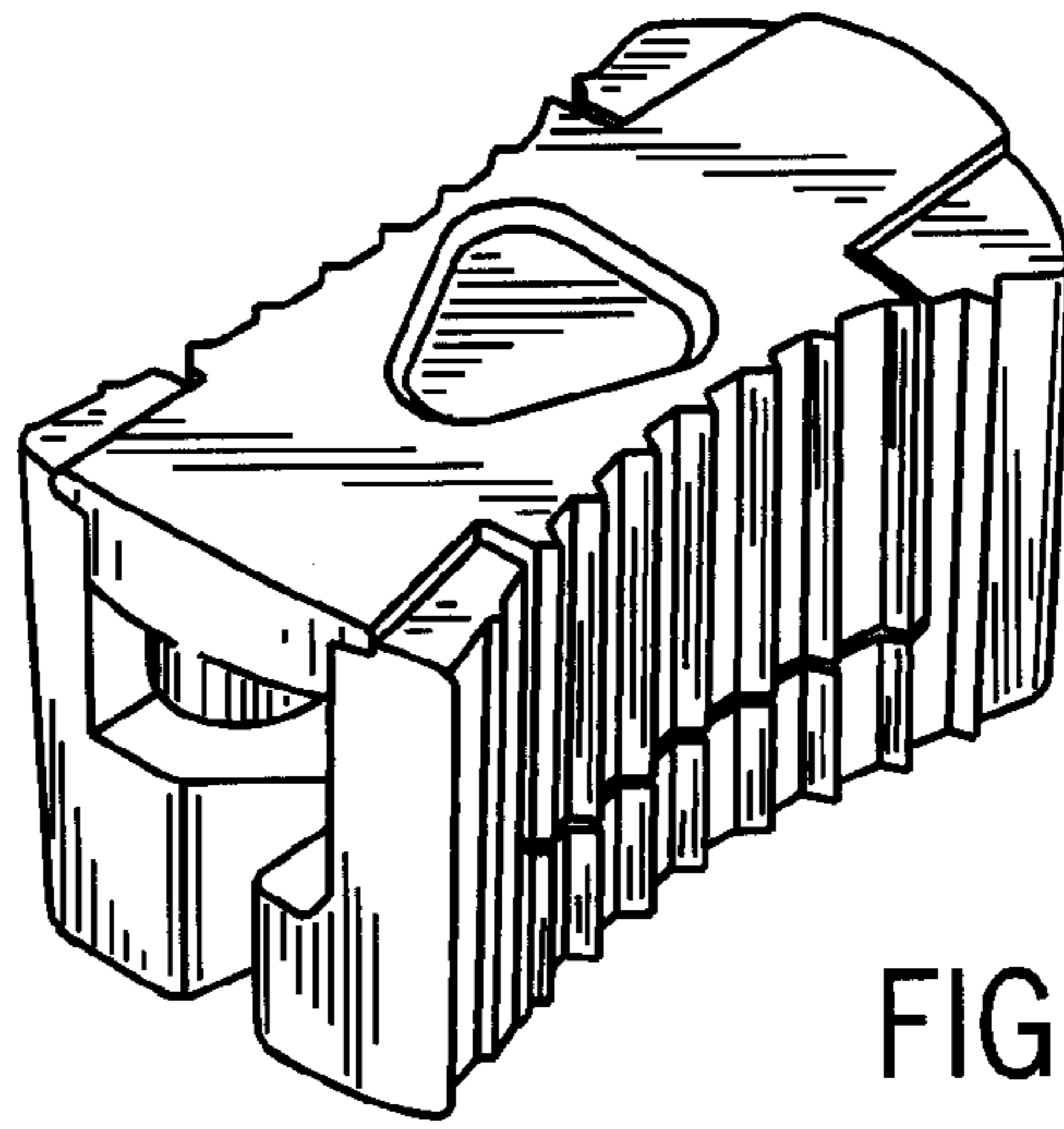


FIG. 1

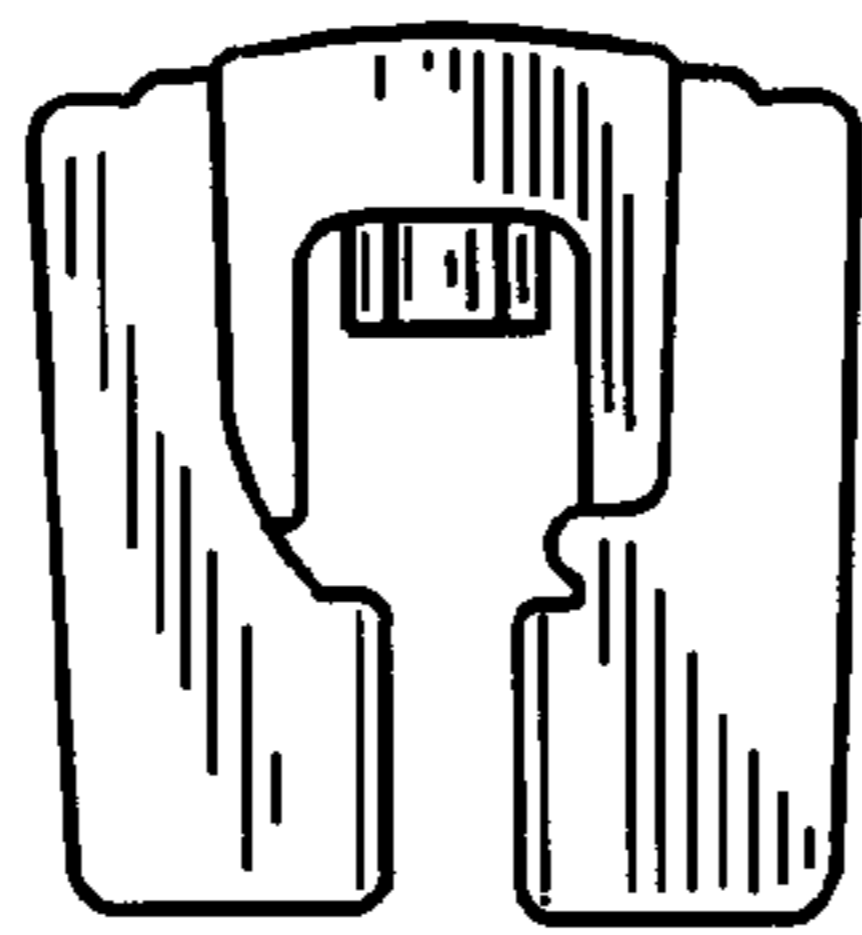


FIG. 2




FIG. 3

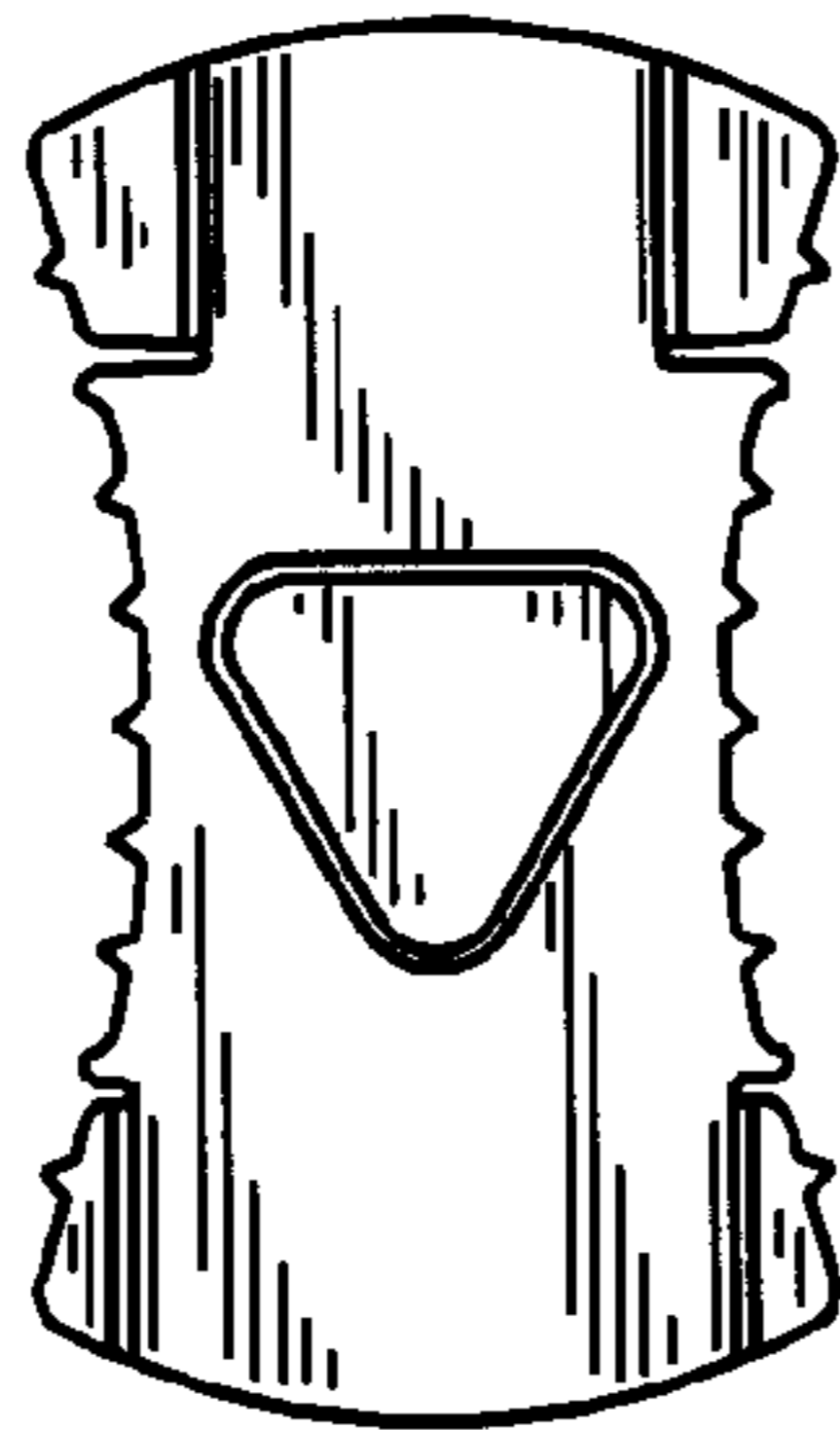


FIG. 4




FIG. 5

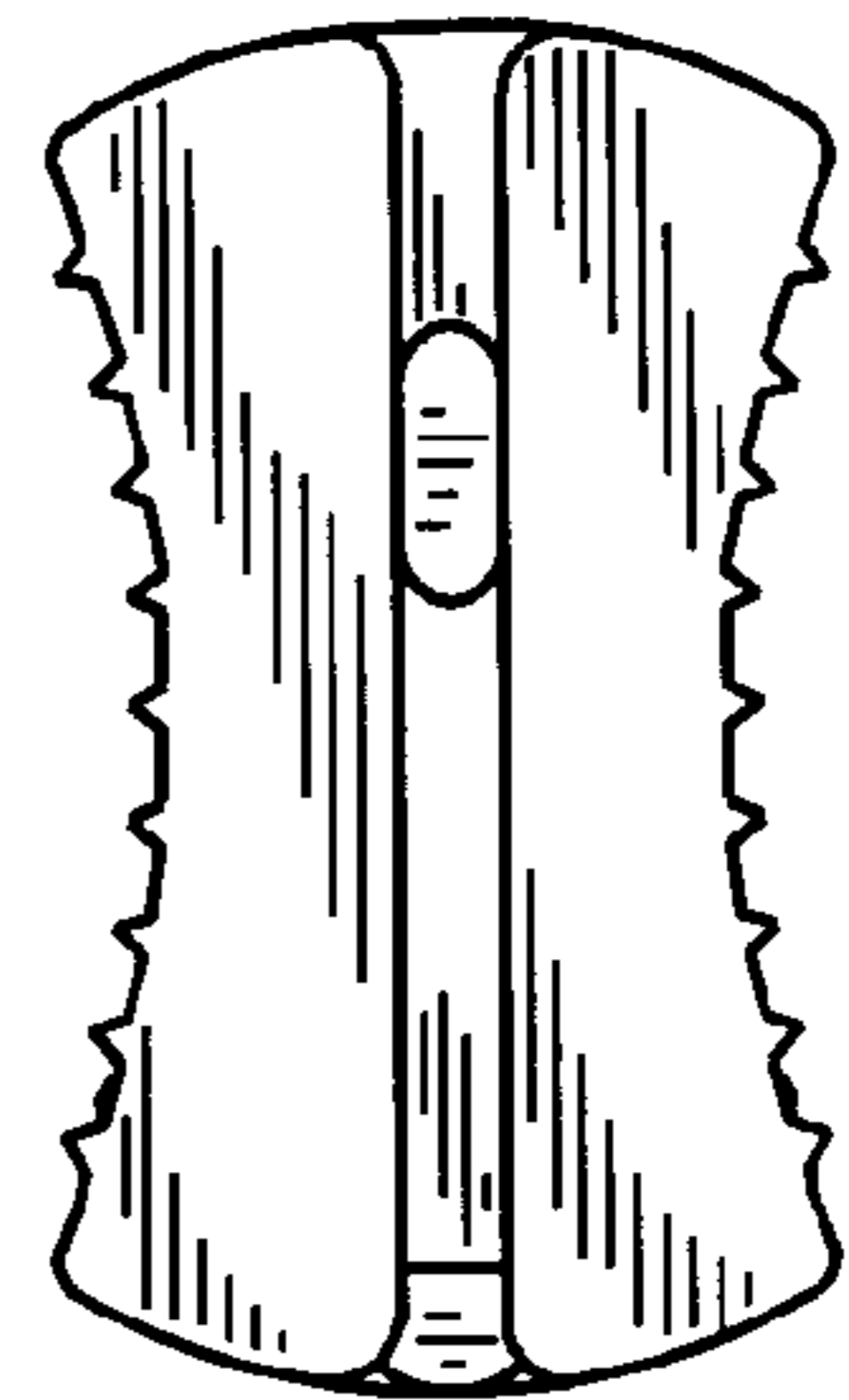


FIG. 6

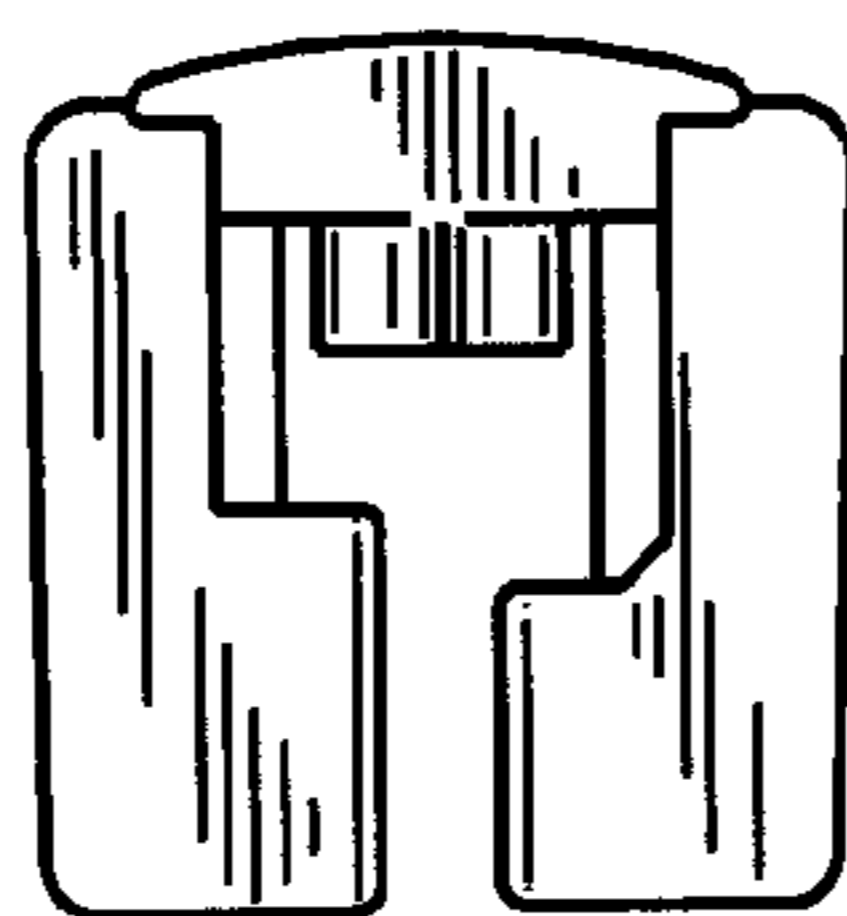


FIG. 7