



US00D531885S

(12) **United States Design Patent**
Agesawa

(10) **Patent No.:** **US D531,885 S**

(45) **Date of Patent:** **** Nov. 14, 2006**

(54) **SUPPORT ARM**

D335,994 S * 6/1993 Cude, Jr. D6/552

(76) Inventor: **Aiko Agesawa**, 893-7, Ōaja-Goka,
Ueda, Nagano (JP), 386-1324

* cited by examiner

Primary Examiner—Holly Baynham

(**) Term: **14 Years**

(57) **CLAIM**

(21) Appl. No.: **29/209,140**

The ornamental design for a support arm, as shown.

(22) Filed: **Jul. 12, 2004**

DESCRIPTION

(51) **LOC (8) Cl.** **08-05**

(52) **U.S. Cl.** **D8/370**

(58) **Field of Classification Search** D8/1,
D8/370; 47/47; 248/218.1, 87
See application file for complete search history.

FIG. 1 is a front view of a support arm
FIG. 2 is a right side view of a support arm
FIG. 3 is a top view of a support arm; and,
FIG. 4 is a bottom view of a support arm.
The broken line showing of a support arm stake is for
illustrative purposes only and forms no part of the claimed
design.

(56) **References Cited**

U.S. PATENT DOCUMENTS

1,130,300 A * 3/1915 Krager 248/218.1

1 Claim, 3 Drawing Sheets

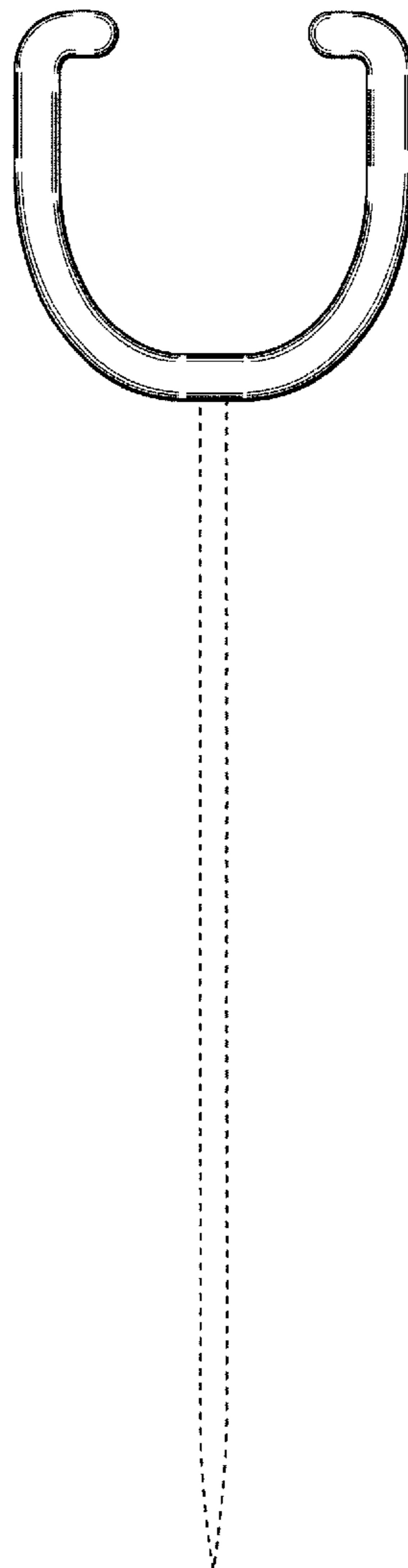
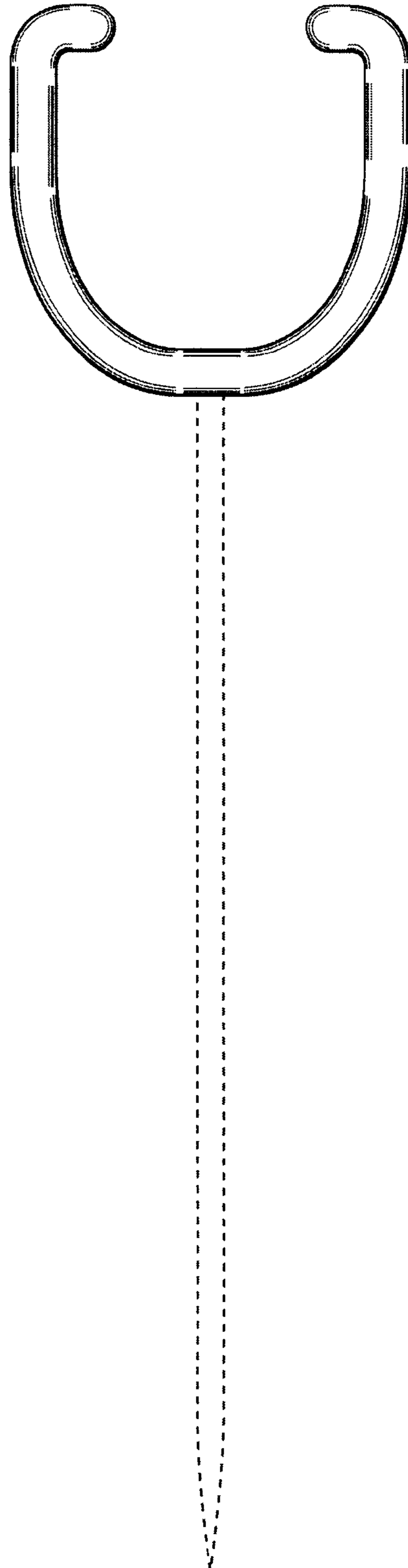
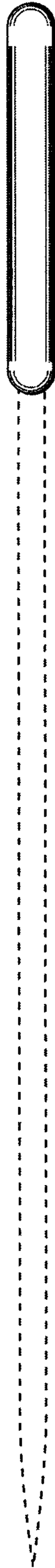



Fig. 1



F i g . 2



F i g . 3



F i g . 4

