



US00D531876S

(12) **United States Design Patent**
Jimenez

(10) **Patent No.:** **US D531,876 S**

(45) **Date of Patent:** **** Nov. 14, 2006**

(54) **HANDLE**

(75) Inventor: **Eduardo J. Jimenez**, Manalapan, NJ
(US)

(73) Assignee: **KC Holdings, LLC**

(**) Term: **14 Years**

(21) Appl. No.: **29/211,618**

(22) Filed: **Aug. 19, 2004**

(51) **LOC (8) Cl.** **08-06**

(52) **U.S. Cl.** **D8/94; D8/316; D8/107**

(58) **Field of Classification Search** D8/107,
D8/94, 14, 45, 315-320, 318, 302, 305-306,
D8/350; D3/276, 281-282, 291, 279; 190/115-118;
16/114.1, 405-406, 408-411, 436, 438
See application file for complete search history.

(56) **References Cited**

U.S. PATENT DOCUMENTS

1,509,807	A	*	9/1924	Gray	15/235.4
D122,120	S	*	8/1940	Johns	D8/318
2,329,767	A	*	9/1943	Jakeway	16/419
3,010,133	A	*	11/1961	Hurd	15/235.4
D310,012	S	*	8/1990	Henke et al.	D8/90
D371,499	S		7/1996	Gomas	D8/107
D380,956	S	*	7/1997	Collins	D8/316
D398,828	S		9/1998	Shiao	D8/83
D405,341	S		2/1999	Hsu	D8/107
D408,252	S		4/1999	Holland-Letz	D8/83
D426,134	S	*	6/2000	Pytlewski	D8/107
D432,895	S	*	10/2000	Lu	D8/316

D436,822	S	1/2001	Douglas	D8/83
D442,053	S	5/2001	Jimenez	D8/95
D445,658	S	7/2001	Dierolf	D8/83
D446,105	S	8/2001	Hsiao	D8/107
D455,944	S	4/2002	Chen	D8/107
D456,686	S	5/2002	Holland-Letz	D8/83
D483,638	S	12/2003	Jimenez	D8/83

OTHER PUBLICATIONS

Copending U.S. Appl. No. 29/195,532 to Jimenez.

* cited by examiner

Primary Examiner—Pamela J. Burgess

(74) *Attorney, Agent, or Firm*—Wolff Law Offices, PLLC;
Kevin Alan Wolff

(57) **CLAIM**

The ornamental design for a handle, as shown and described.

DESCRIPTION

FIG. 1 is a perspective view of a handle showing my new design;

FIG. 2 is a left elevational view thereof;

FIG. 3 is a top plan view thereof;

FIG. 4 is a bottom plan view thereof; and,

FIG. 5 is a front elevational view thereof.

The broken lines shown in the drawings are for illustrative purposes only and form no part of the claimed design. A right side and rear elevational views of the handle are a mirror image of the left side and front elevational views, respectively.

1 Claim, 4 Drawing Sheets

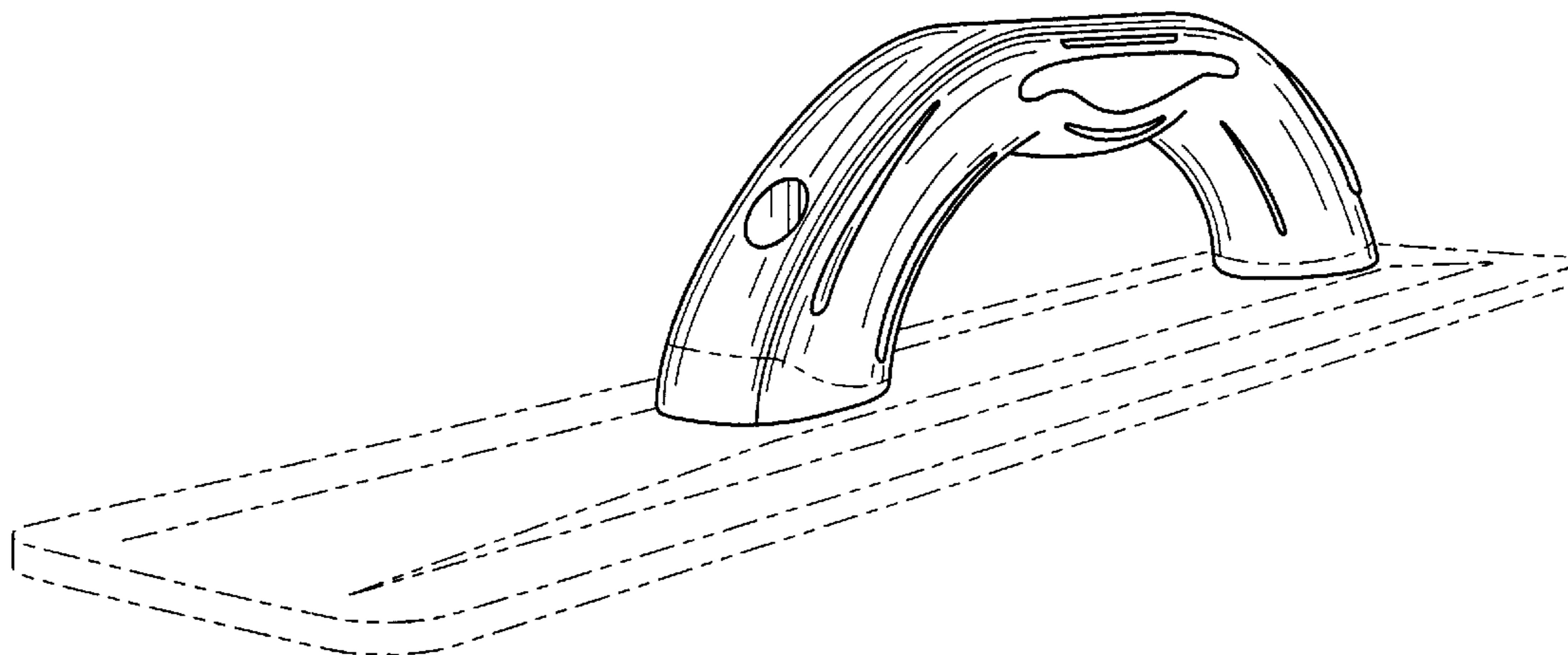


FIG. 1

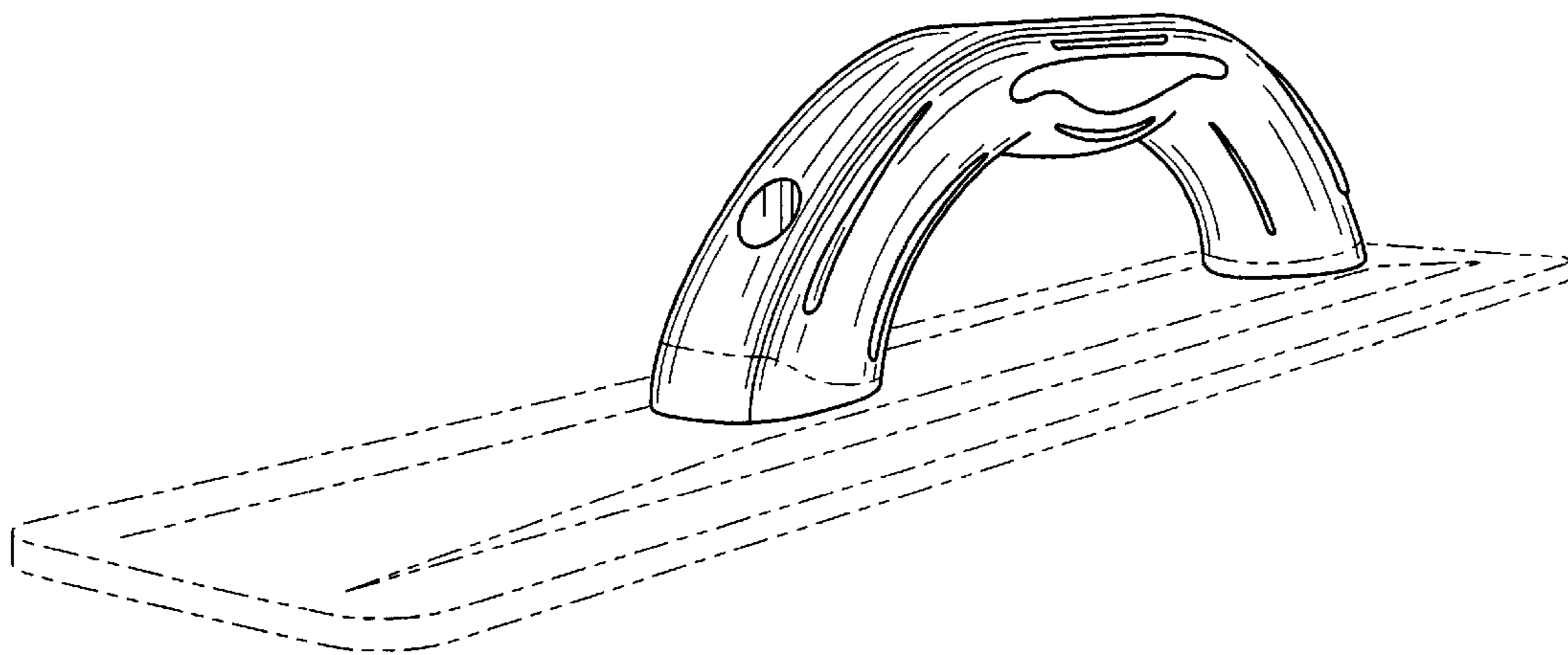


FIG. 2

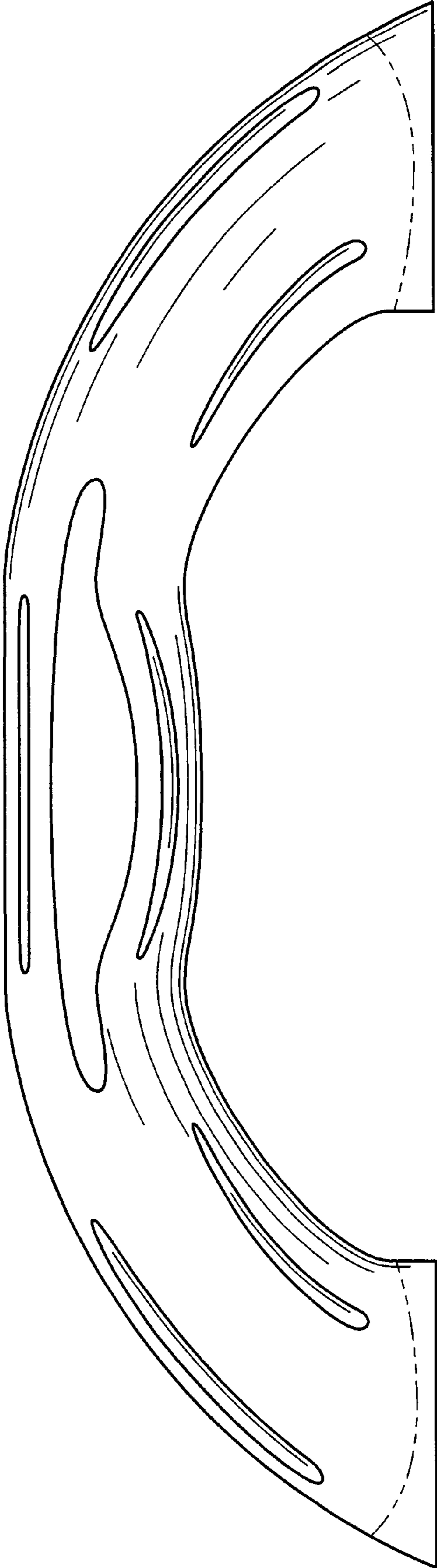


FIG. 3




FIG. 4

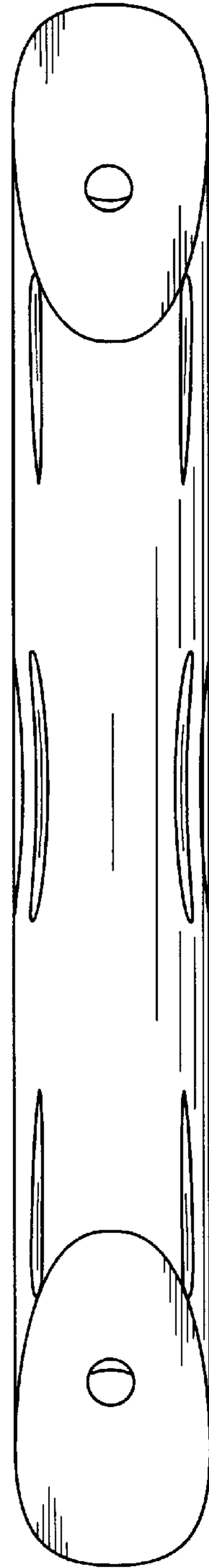


FIG. 5

