



US00D531860S

(12) **United States Design Patent**  
**Lee**

(10) **Patent No.:** **US D531,860 S**

(45) **Date of Patent:** **\*\* Nov. 14, 2006**

(54) **SPOON**

(76) Inventor: **Ching Mou Lee**, Shenzhen Kolor  
Magnetic Co., Ltd. 128 Industrial Zone,  
Henggang, Shenzhen, Guangdong  
518173 (CN)

(\*\*) Term: **14 Years**

(21) Appl. No.: **29/212,299**

(22) Filed: **Aug. 31, 2004**

(51) **LOC (8) Cl.** ..... **07-03**

(52) **U.S. Cl.** ..... **D7/653**

(58) **Field of Classification Search** ..... D7/368,  
D7/401.2, 642-664, 688-691, 692; 30/142,  
30/147-150, 322-328; 416/70 R  
See application file for complete search history.

(56) **References Cited**

**U.S. PATENT DOCUMENTS**

- D61,869 S \* 2/1923 Bothe ..... D7/653
- D181,692 S \* 12/1957 Thomson et al. .... D7/662
- D208,724 S \* 9/1967 Lea ..... D7/653
- D235,242 S \* 6/1975 Dart et al. .... D7/653
- 4,524,512 A \* 6/1985 Formo et al. .... 30/147
- 4,535,538 A \* 8/1985 Nelson ..... 30/147
- D388,664 S \* 1/1998 Gagnon et al. .... D7/643
- D397,917 S \* 9/1998 Gagnon et al. .... D7/653
- D475,242 S \* 6/2003 Jalet ..... D7/401.2
- D479,674 S \* 9/2003 Freed ..... D7/645

- D492,549 S \* 7/2004 Welch ..... D7/645
- D509,708 S \* 9/2005 Schmidt ..... D7/645
- D513,377 S \* 1/2006 Jalet ..... D7/653

**FOREIGN PATENT DOCUMENTS**

GB 3018634 \* 9/2004

\* cited by examiner

*Primary Examiner*—Caron D. Veynar

*Assistant Examiner*—Ricky Pham

(57) **CLAIM**

The ornamental design for a spoon, as shown.

**DESCRIPTION**

The claimed spoon is a utensil consisting of a small, shallow bowl on a handle, used in preparing, serving, or eating food. FIG. 1 is a front elevational view of a spoon showing my new design;

FIG. 2 is a rear elevational view thereof;

FIG. 3 is a top plan view thereof;

FIG. 4 is a bottom plan view thereof;

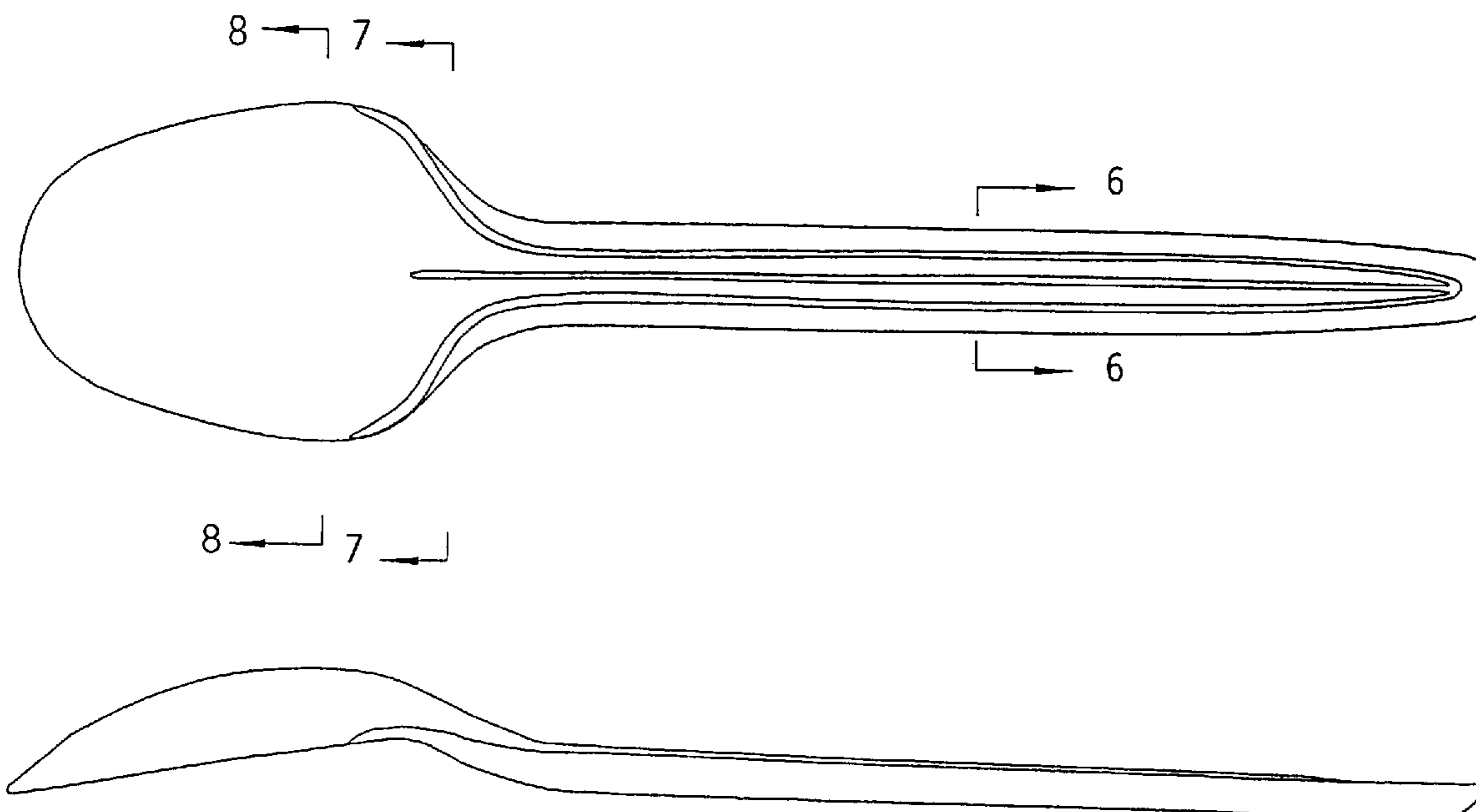
FIG. 5 is a perspective view thereof;

FIG. 6 is a cross-sectional view as taken along line 6—6 of FIG. 1;

FIG. 7 is a cross-sectional view as taken along line 7—7 of FIG. 1; and,

FIG. 8 is a cross-sectional view as taken along line 8—8 of FIG. 1.

**1 Claim, 2 Drawing Sheets**



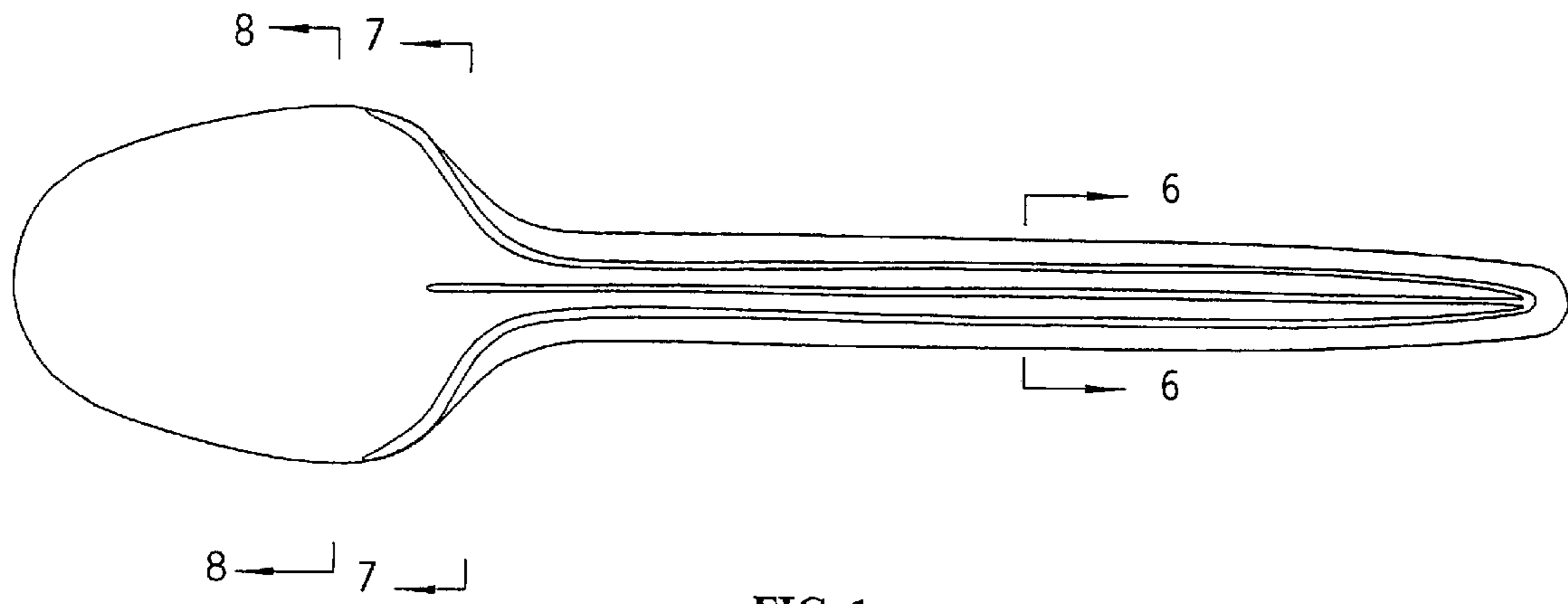


FIG. 1

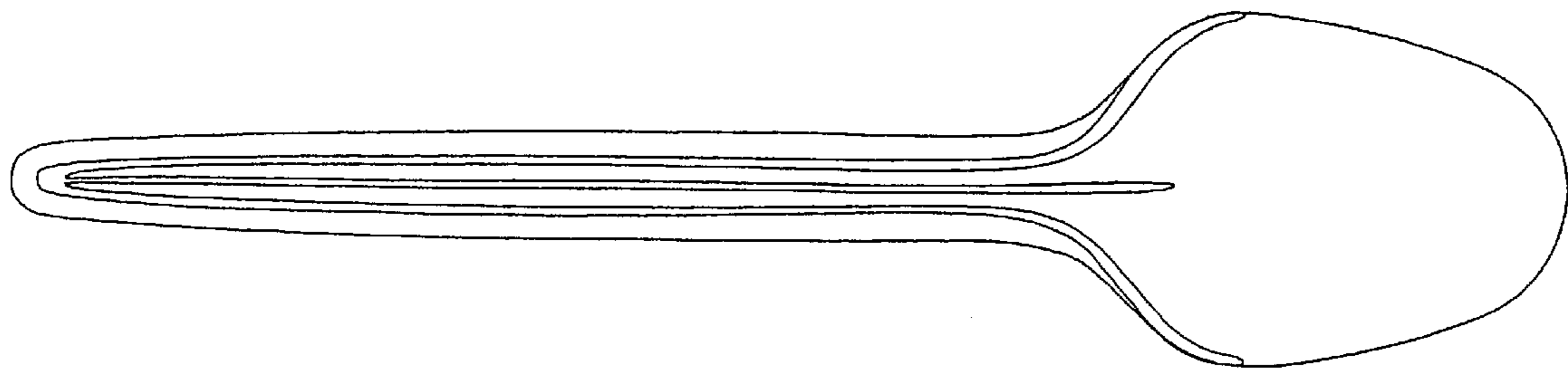


FIG. 2




FIG. 3

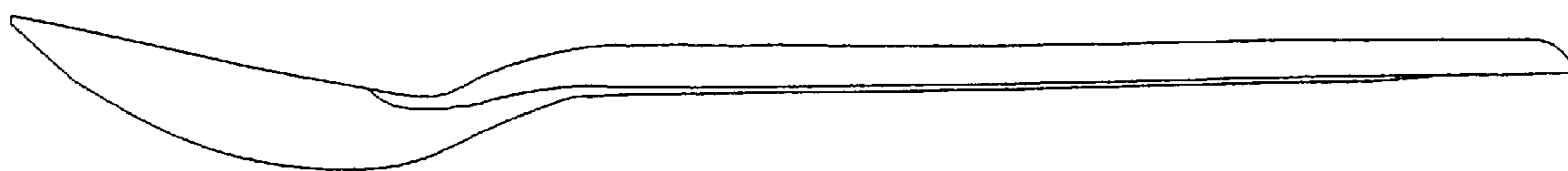


FIG. 4

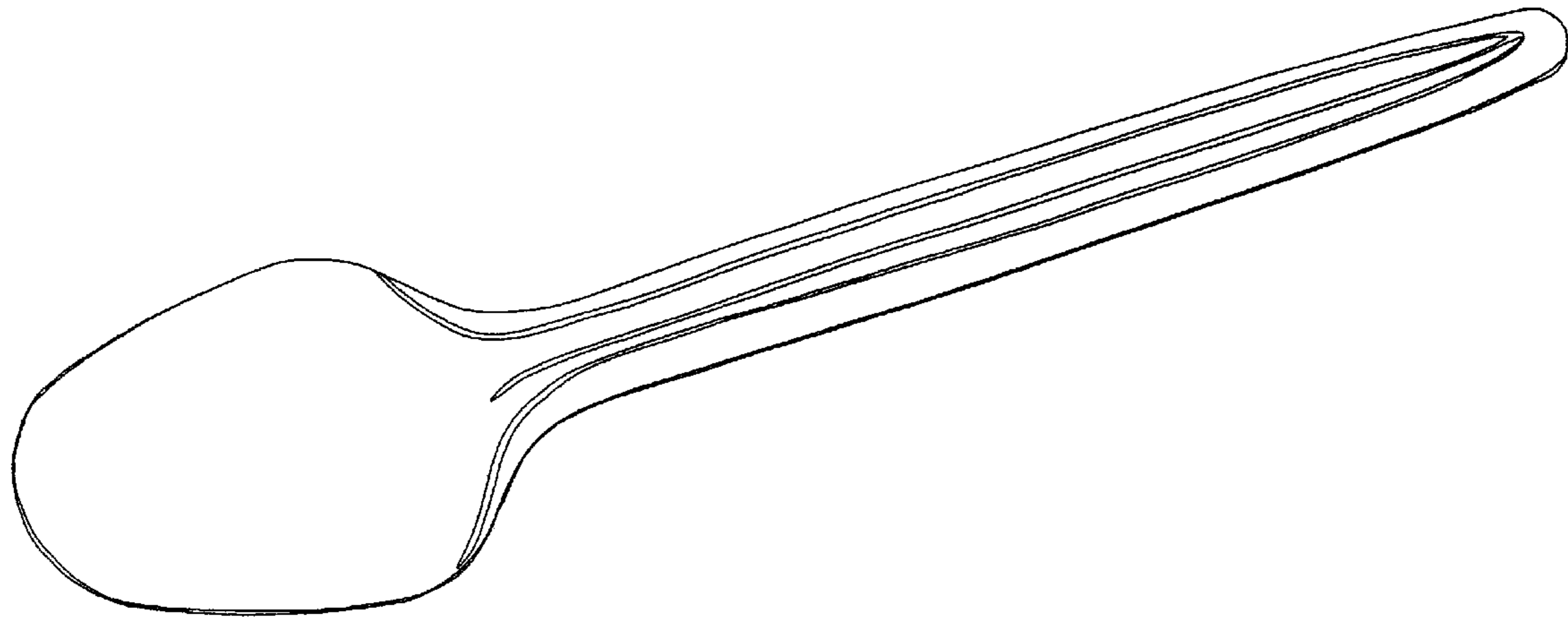


FIG. 5



FIG. 6

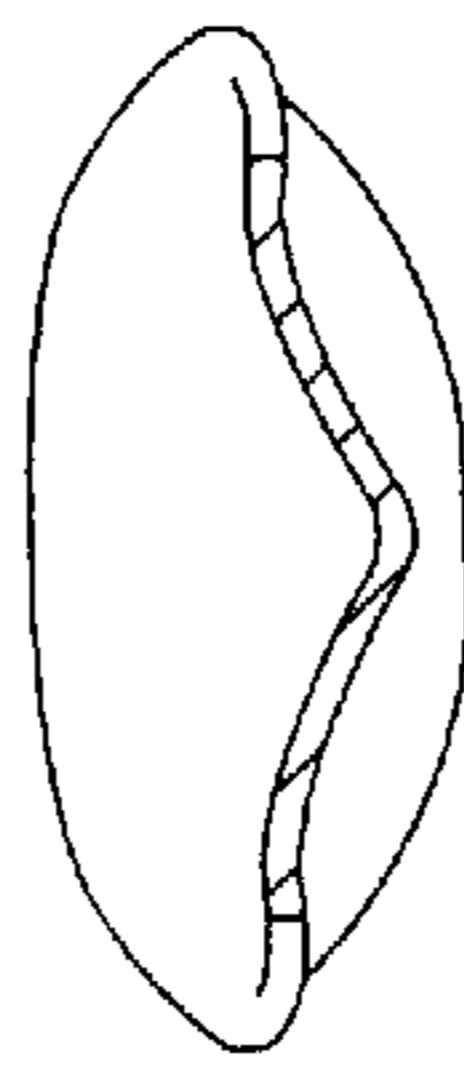


FIG. 7



FIG. 8