



US00D531846S

(12) **United States Design Patent**
Hayner

(10) **Patent No.:** **US D531,846 S**

(45) **Date of Patent:** **** Nov. 14, 2006**

(54) **DECORATIVE SHADE ATTACHMENT**

(76) **Inventor:** **Lynann M. Hayner**, 19 Auburn Pl.,
Glens Falls, NY (US) 12801

(**) **Term:** **14 Years**

(21) **Appl. No.:** **29/215,478**

(22) **Filed:** **Jan. 10, 2005**

(51) **LOC (8) Cl.** **06-10**

(52) **U.S. Cl.** **D6/580**

(58) **Field of Classification Search** D6/575-580;
D5/6, 16; 160/21, 330, 370, 384; 428/42.2,
428/43

See application file for complete search history.

(56) **References Cited**

U.S. PATENT DOCUMENTS

372,039	A	10/1887	Mohlberg	
473,917	A	5/1892	Doll	
800,429	A	* 9/1905	Davis	248/257
1,606,083	A	11/1926	Klein	
D82,253	S	* 10/1930	Diech	D5/6
D115,808	S	* 7/1939	Megibrow	D5/6
2,241,352	A	5/1941	Johnson	
3,582,441	A	6/1971	Guffan	
4,539,238	A	9/1985	Markowitz	
5,154,218	A	* 10/1992	Subecz	160/330

D362,147	S	* 9/1995	Voccia	D6/578
5,465,776	A	* 11/1995	Mirza	160/368.1
D371,928	S	* 7/1996	Evjy	D6/575
D393,560	S	* 4/1998	Adams	D6/575
D425,630	S	* 5/2000	Keller et al.	D25/119
6,189,592	B1	2/2001	Domel	
6,192,965	B1	* 2/2001	Hinds	160/330
D480,248	S	* 10/2003	Finison	D6/575

* cited by examiner

Primary Examiner—Holly Baynham
Assistant Examiner—Cynthia M. Chin

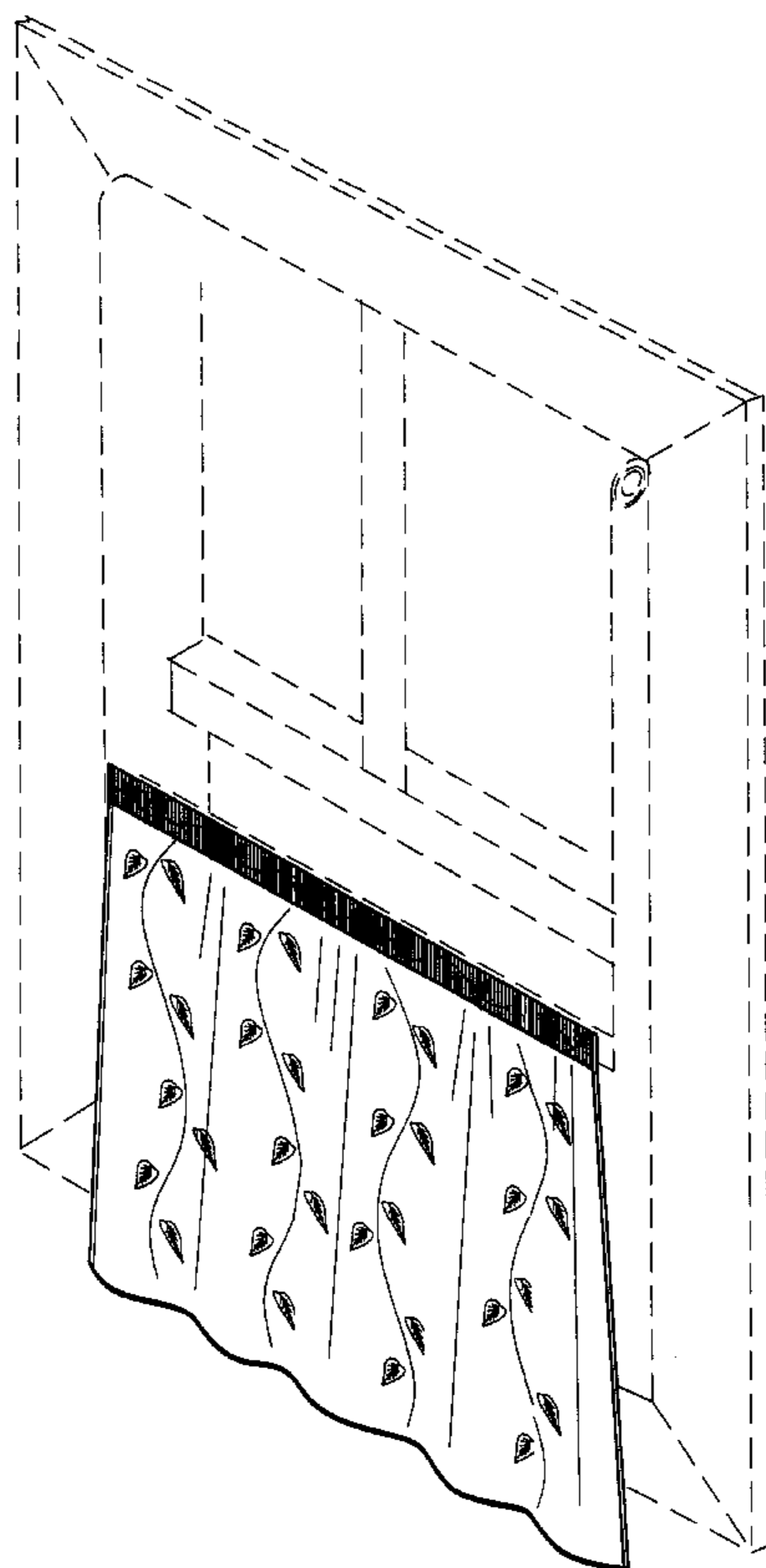
(57) **CLAIM**

The ornamental design for a decorative shade attachment, as shown and described.

DESCRIPTION

FIG. 1 is a front elevational view of a decorative shade attachment showing my new design; FIG. 2 is a rear elevational view thereof; FIG. 3 is a side elevational view thereof; FIG. 4 is a top plan view thereof; FIG. 5 is a bottom plan view thereof; and, FIG. 6 is a perspective view thereof. The broken lines are for illustrative purposes only and form no part of the claimed design.

1 Claim, 5 Drawing Sheets



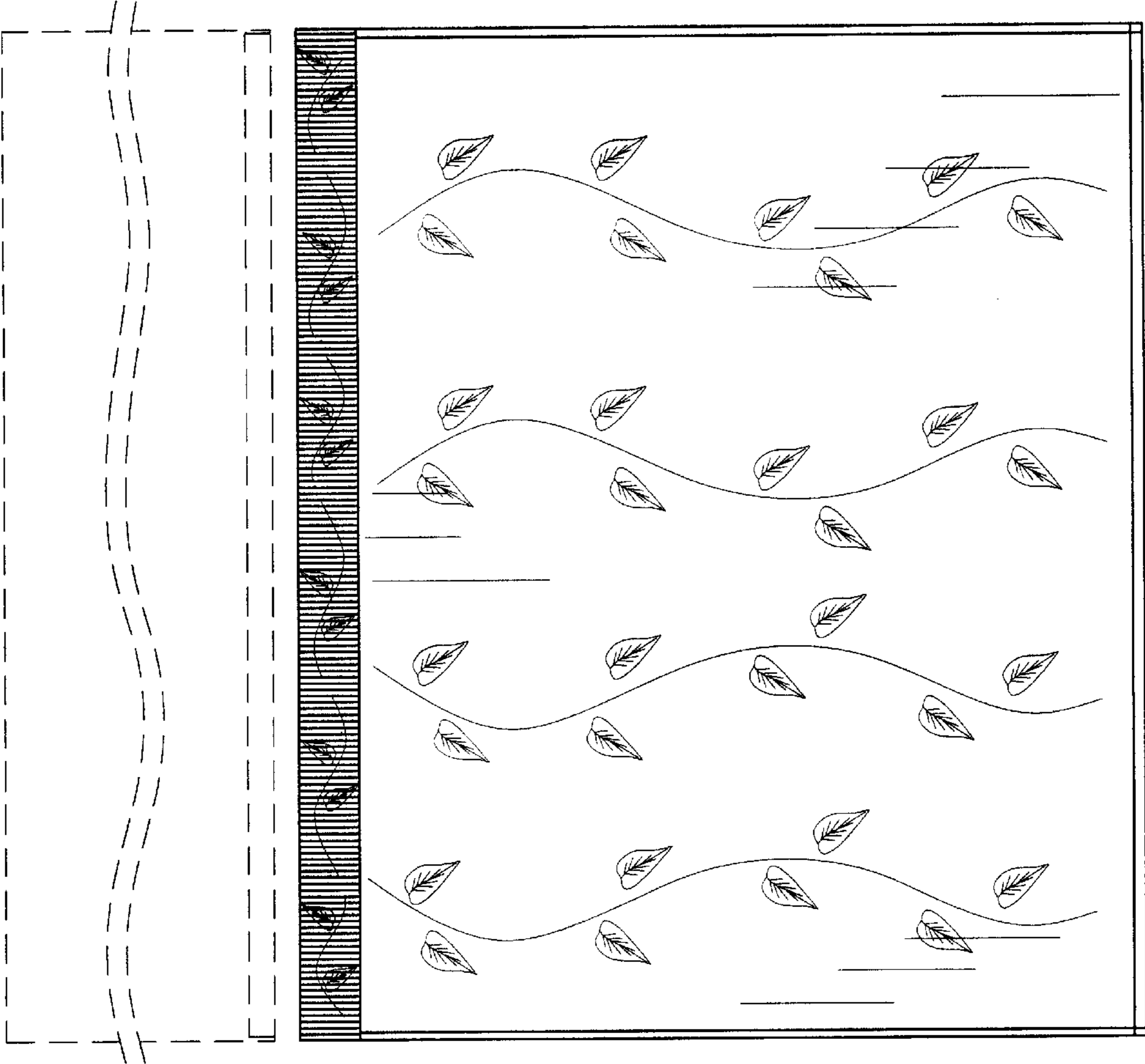


FIG. 1

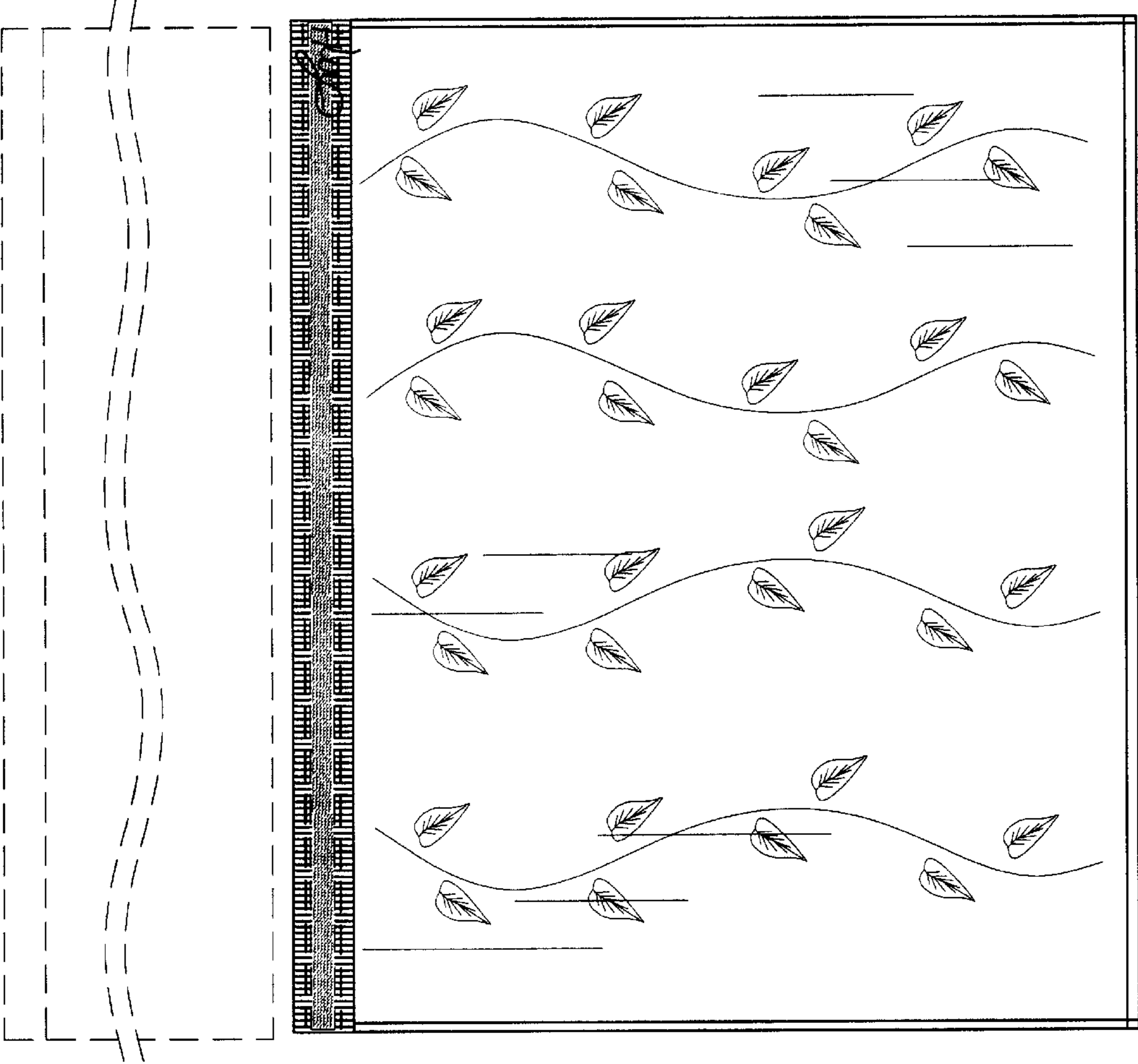


FIG. 2

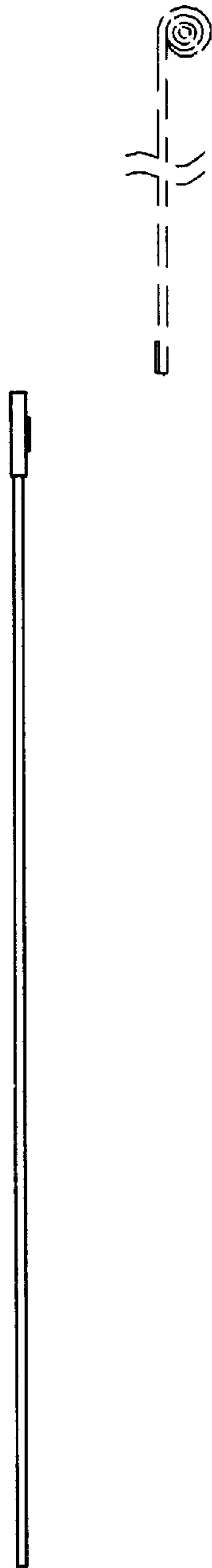


FIG. 3




FIG. 4

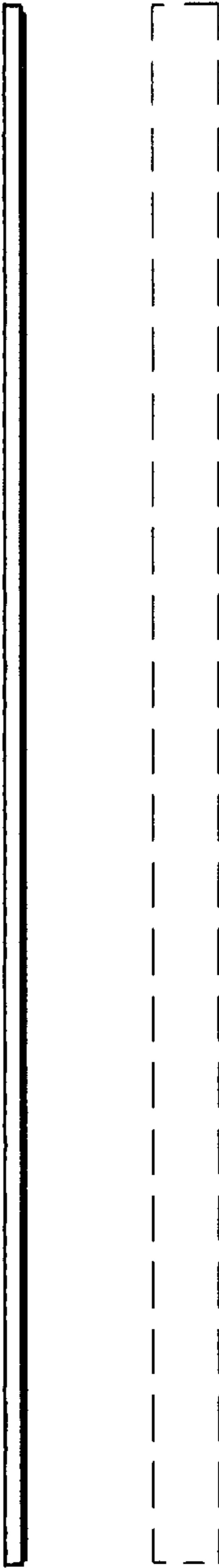


FIG. 5

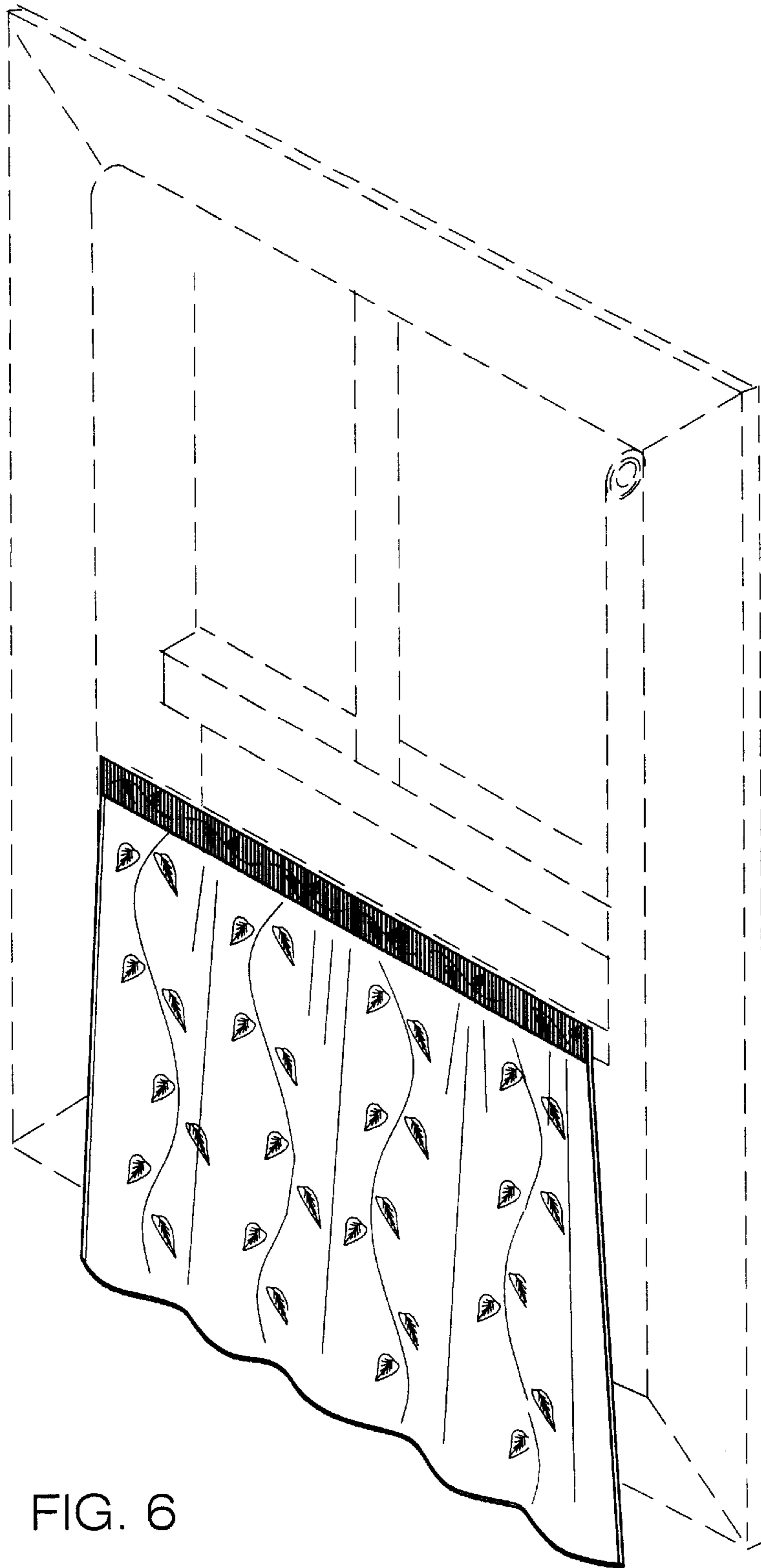


FIG. 6