



US00D531841S

(12) **United States Design Patent**  
**Schmitt**

(10) **Patent No.:** **US D531,841 S**  
(45) **Date of Patent:** **\*\* Nov. 14, 2006**

(54) **FOOTBOARD**  
(75) Inventor: **Jack Schmitt**, San Juan Capistrano, CA (US)  
(73) Assignee: **Amini Innovation Corp.**, Pico Rivera, CA (US)  
(\*\*) Term: **14 Years**

D448,944 S 10/2001 McDaniel et al.  
D449,939 S 11/2001 Vaaler  
D451,694 S 12/2001 Vaaler  
D452,084 S 12/2001 O'Hare et al.  
D457,346 S 5/2002 O'Hare  
D459,120 S 6/2002 Stanton  
D460,288 S 7/2002 Vaaler  
D463,157 S 9/2002 Lenger  
D468,552 S 1/2003 O'Hare  
D470,329 S 2/2003 Vaaler  
D470,331 S 2/2003 Stanton  
D470,681 S \* 2/2003 O'Hare ..... D6/389

(21) Appl. No.: **29/225,568**  
(22) Filed: **Mar. 17, 2005**

(Continued)

(51) **LOC (8) Cl.** ..... **06-06**  
(52) **U.S. Cl.** ..... **D6/505**  
(58) **Field of Classification Search** ..... D6/382-395,  
D6/505-508, 397; 5/53.1, 279.1, 280, 281,  
5/2.1, 907, 414  
See application file for complete search history.

**OTHER PUBLICATIONS**

Furniture Today, Source Mktg. bed, p. 192, Oct. 14, 2002.  
Amini Innovation Corp. Monte Carlo Collection, #53000 Series, 2001, 1 pages.  
Amini Innovation, Corp. La Francaise Collection, #50000 Series, Sep. 11, 2002, 3 pages.  
Ethan Allen Circular, Legacy Collection Iron Hoop Bed, p. 5, 1996.  
Thomasville Verona, c2002 bed on cover.  
Thomasville, Impressions—Madison county, bed.

(56) **References Cited**

**U.S. PATENT DOCUMENTS**

182,544 A 9/1876 Amaud  
1,087,573 A 2/1914 Dautrich  
D90,256 S 7/1933 McClure  
4,080,674 A 3/1978 Fredman et al.  
D364,046 S 11/1995 Keller  
D369,919 S 5/1996 Lenger  
D383,617 S 9/1997 Estape et al.  
D384,826 S 10/1997 Hutton  
D389,663 S 1/1998 Paus  
D402,833 S 12/1998 Hazen et al.  
D404,217 S 1/1999 Zaidman et al.  
D410,803 S 6/1999 Kreiss  
D441,558 S 5/2001 Vaaler  
D441,975 S 5/2001 McDaniel et al.  
D441,980 S 5/2001 McDaniel et al.  
D443,432 S 6/2001 Vaaler  
D443,445 S 6/2001 O'Hare et al.  
D443,446 S \* 6/2001 O'Hare et al. .... D6/505  
D445,284 S 7/2001 Chen  
D445,583 S 7/2001 O'Hare et al.  
D445,584 S 7/2001 O'Hare et al.  
D445,592 S 7/2001 O'Hare et al.  
D448,943 S 10/2001 McDaniel et al.

*Primary Examiner*—Janice E. Seeger  
(74) *Attorney, Agent, or Firm*—Cislo & Thomas LLP

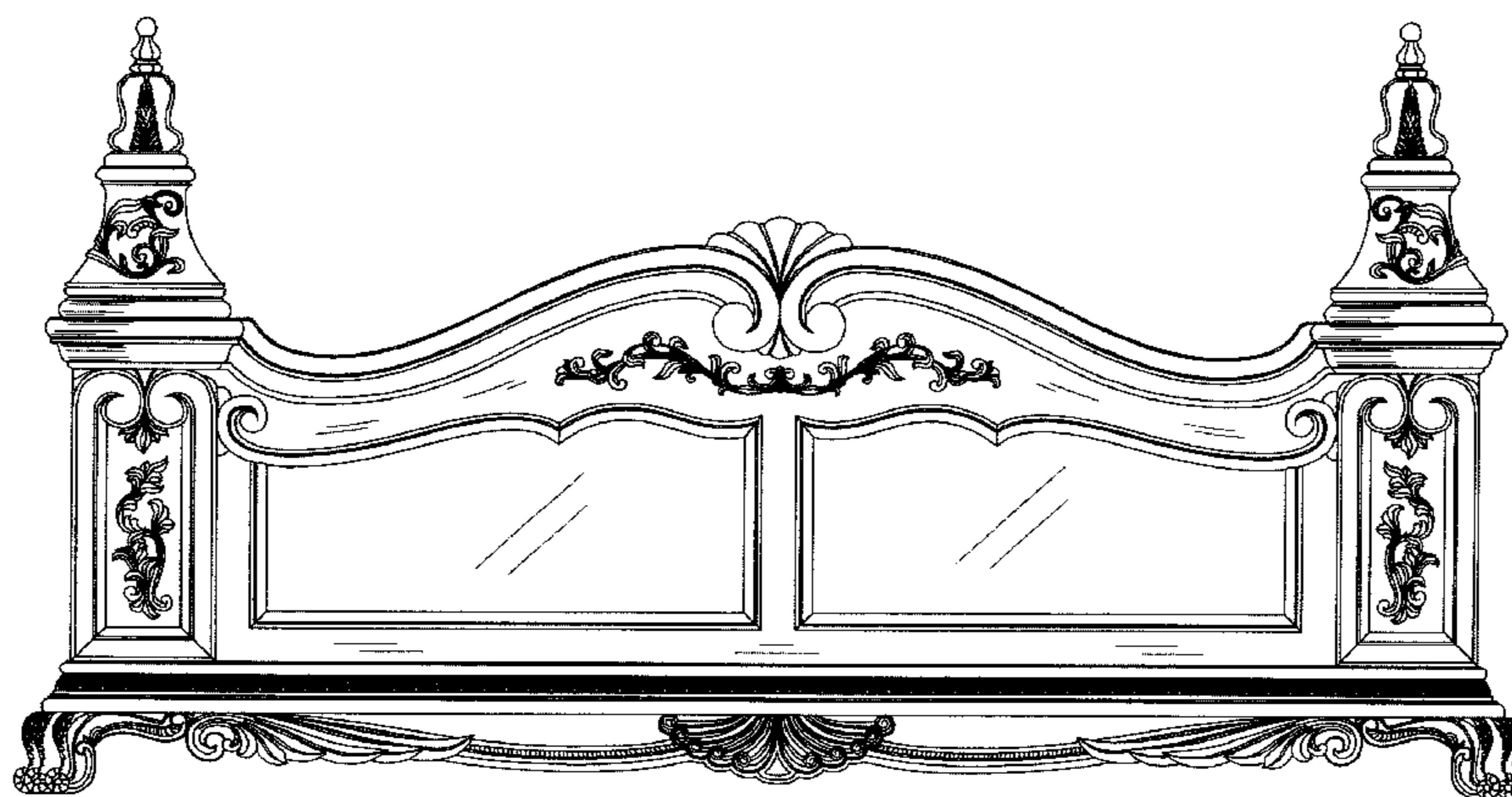
(57) **CLAIM**

I claim the ornamental design for the footboard, as shown and described.

**DESCRIPTION**

FIG. 1 is a front elevational view of a footboard showing my new design;  
FIG. 2 is a left-side elevational view thereof;  
FIG. 3 is a right-side elevational view thereof;  
FIG. 4 is a top plan view thereof; and,  
FIG. 5 is a front elevational detail of the left bedpost illustrating the ornamentation thereon in enlarged detail.  
The claimed design does not include any depth for the ornamental details shown within the perimeter moldings.

**1 Claim, 5 Drawing Sheets**



# US D531,841 S

Page 2

---

## U.S. PATENT DOCUMENTS

D471,732 S	*	3/2003	Warren et al. ....	D6/393	D475,862 S	6/2003	McDaniel et al.	
D473,064 S		4/2003	O'Hare		D487,199 S	3/2004	Schmitt	
D474,917 S		5/2003	Risdon		D487,363 S	3/2004	Schmitt	
D475,218 S	*	6/2003	Schmitt .....	D6/393	D493,976 S	8/2004	Bergelin	
D475,224 S		6/2003	Paus		D518,321 S	* 4/2006	Schmitt .....	D6/505

\* cited by examiner

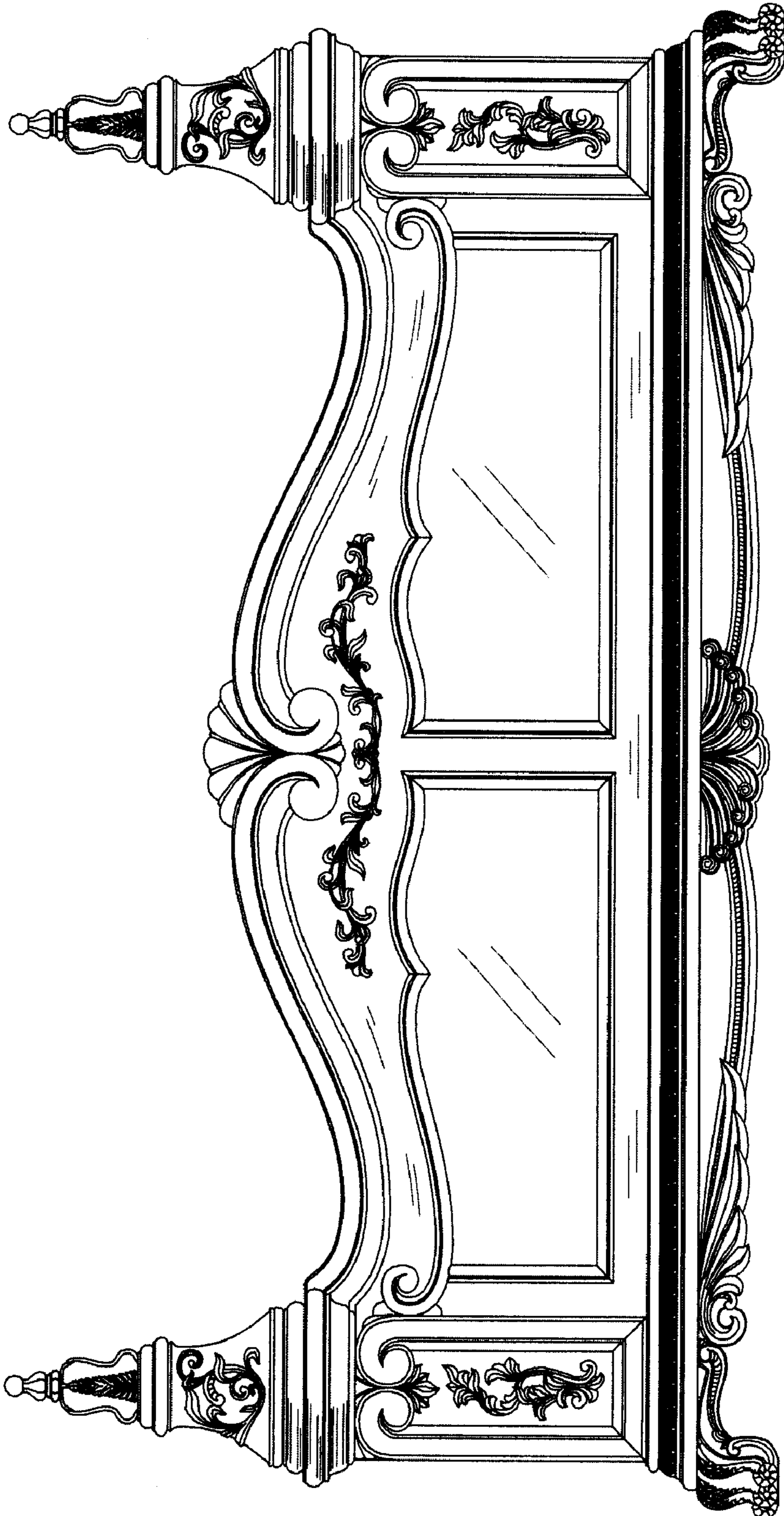


Fig. 1




Fig. 2

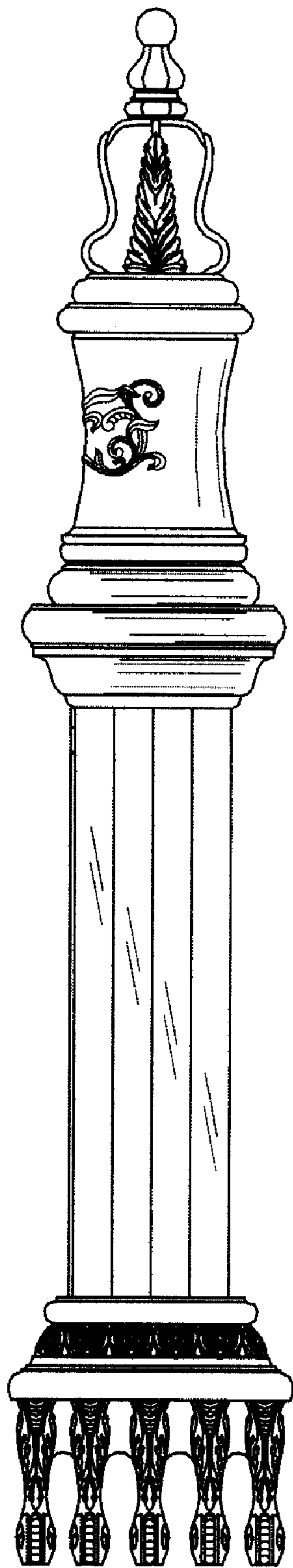


Fig. 3

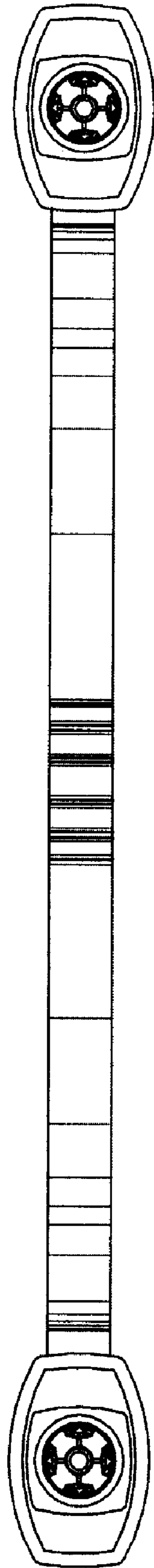


Fig. 4




Fig. 5