



US00D531823S

(12) **United States Design Patent**
Mainetti

(10) **Patent No.:** **US D531,823 S**

(45) **Date of Patent:** **** Nov. 14, 2006**

(54) **GARMENT HANGER**

(75) Inventor: **Mario Mainetti**, Valdagno (IT)

(73) Assignee: **Mainetti (UK) Limited**, Roxburghshire (GB)

(**) Term: **14 Years**

(21) Appl. No.: **29/251,586**

(22) Filed: **Jan. 10, 2006**

(30) **Foreign Application Priority Data**

Jul. 13, 2005 (GB) 3021824

(51) **LOC (8) Cl.** **06-08**

(52) **U.S. Cl.** **D6/326**

(58) **Field of Classification Search** D6/315,
D6/317, 318, 319, 323, 326, 328; 223/85-98,
223/DIG. 2; 211/13.1, 85.3; D8/394, 395;
24/455

See application file for complete search history.

(56) **References Cited**

U.S. PATENT DOCUMENTS

D454,257 S * 3/2002 Hunt D6/328

D466,311 S * 12/2002 Hawkins D6/328

D466,704 S * 12/2002 Hawkins D6/328

D466,705 S * 12/2002 Hawkins D6/328

D504,024 S * 4/2005 Mainetti D6/326

D518,838 S * 4/2006 Singleton D6/326

D518,839 S * 4/2006 Singleton D6/326

* cited by examiner

Primary Examiner—Nanda Bondade

Assistant Examiner—Shanda C. Hill

(74) *Attorney, Agent, or Firm*—Jack Schwartz & Associates

(57) **CLAIM**

The ornamental design for a garment hanger, as shown and described.

DESCRIPTION

FIG. 1 is a front view of a garment hanger showing my new design;

FIG. 2 is a left side view thereof;

FIG. 3 is a top view thereof;

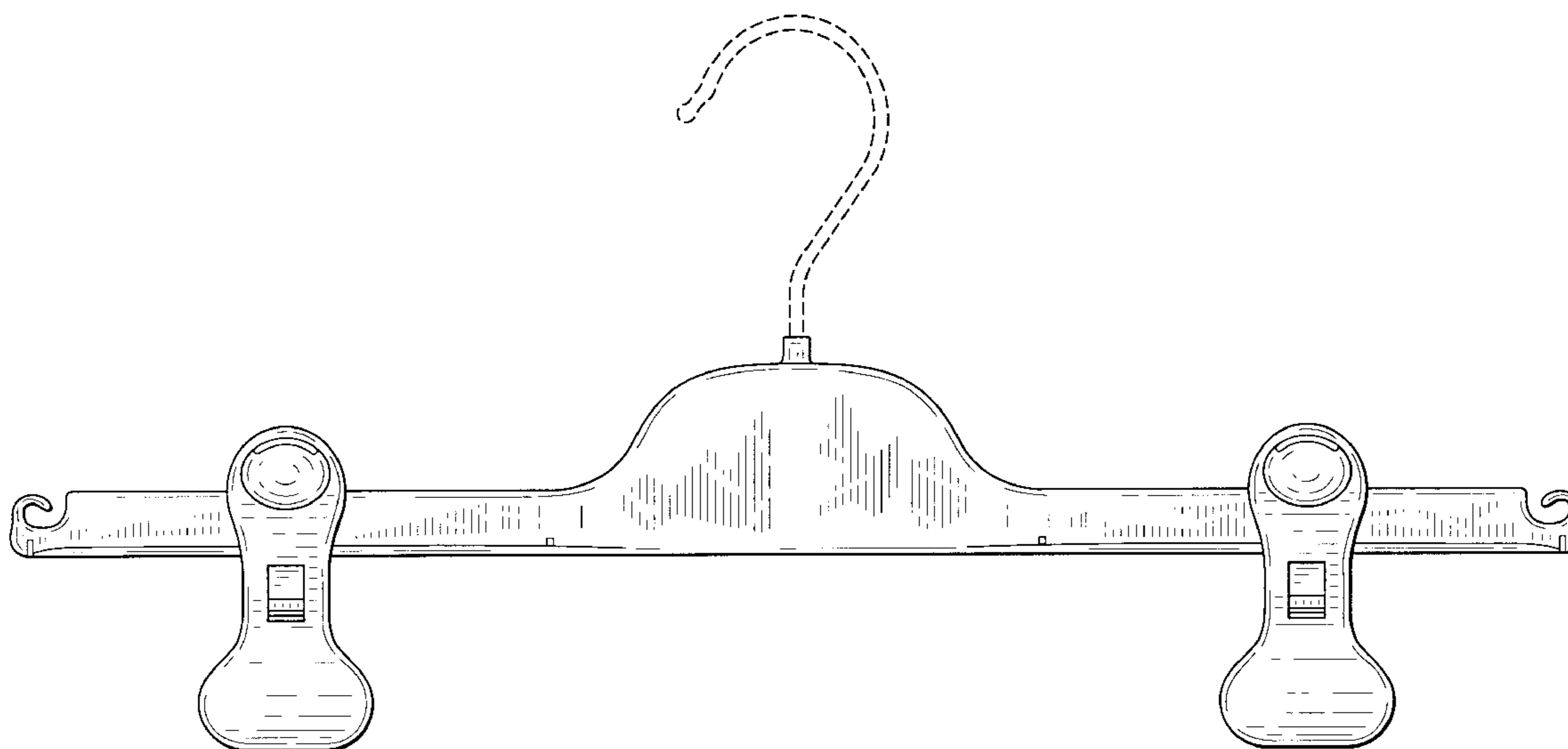
FIG. 4 is a bottom view thereof;

FIG. 5 is a right side view thereof; and,

FIG. 6 is rear view thereof.

The broken lines shown in the drawing disclosure are for illustrative purposes only and form no part of the claimed design.

1 Claim, 6 Drawing Sheets



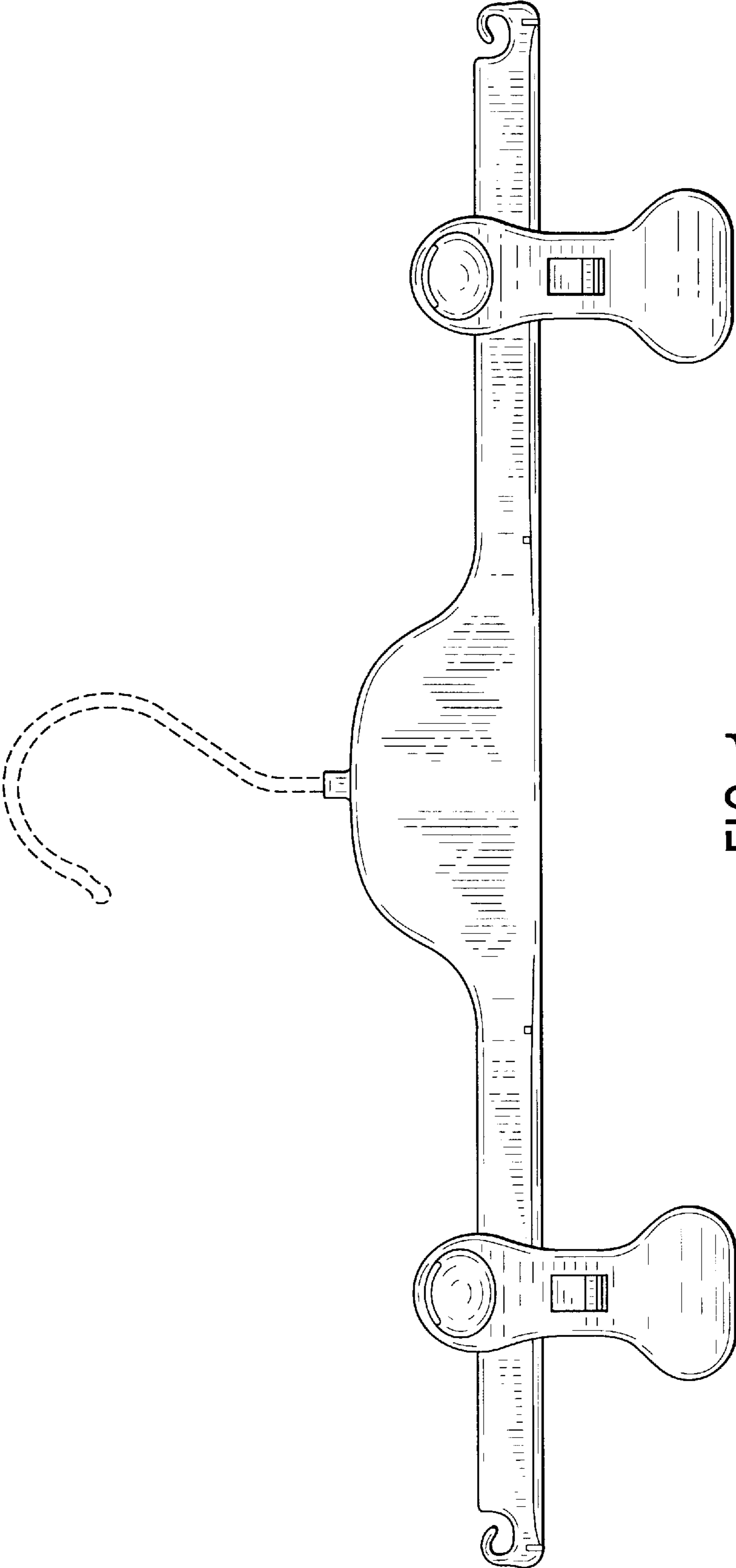


FIG. 1




FIG. 2

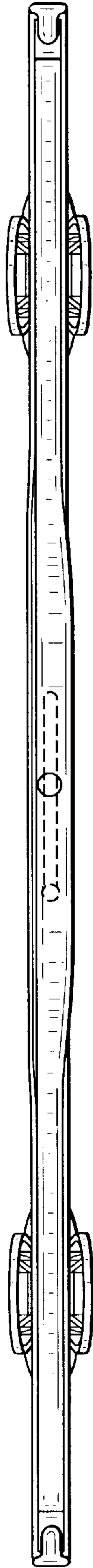


FIG. 3

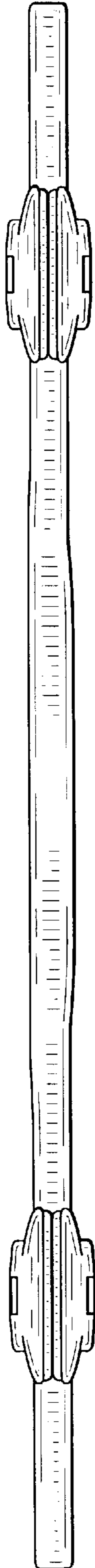


FIG. 4



FIG. 5

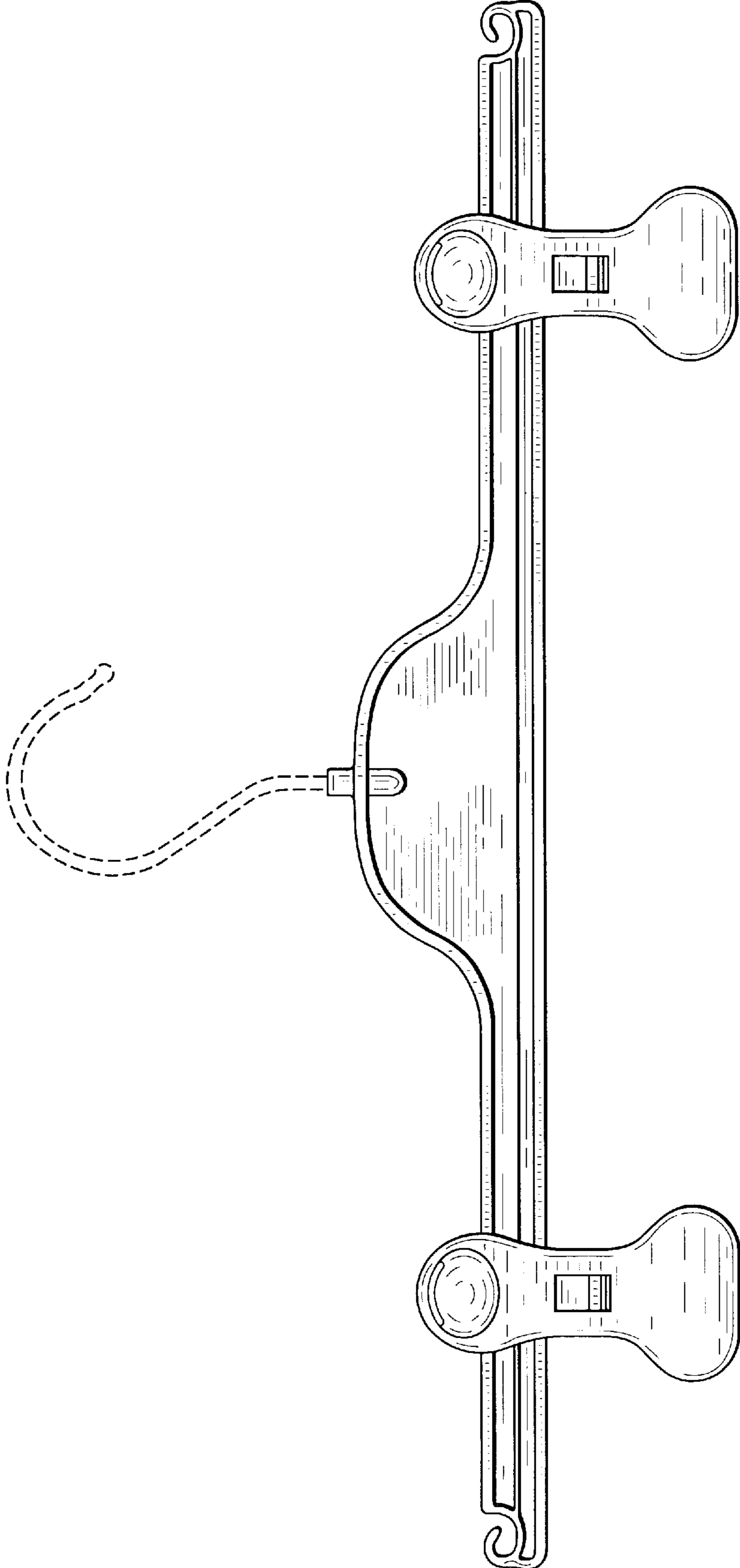


FIG. 6