

US00D531809S

(12) **United States Design Patent**
Li

(10) **Patent No.:** **US D531,809 S**

(45) **Date of Patent:** **** Nov. 14, 2006**

(54) **TOOTHBRUSH**

(75) Inventor: **Xiaowei Li**, Haidian District (CN)

(73) Assignee: **The Procter & Gamble Company**,
Cincinnati, OH (US)

(**) Term: **14 Years**

(21) Appl. No.: **29/240,084**

(22) Filed: **Oct. 7, 2005**

(51) **LOC (8) Cl.** **04-02**

(52) **U.S. Cl.** **D4/104**

(58) **Field of Classification Search** D4/104-112,
D4/134, 136; 15/110, 167.1, 167.2, 188,
15/207.2, DIG. 5, DIG. 6; 132/308-311;
601/139, 141

See application file for complete search history.

(56) **References Cited**

U.S. PATENT DOCUMENTS

5,836,033	A	*	11/1998	Berge	15/110
D443,142	S	*	6/2001	Harada	D4/104
6,311,358	B1	*	11/2001	Soetewey et al.	15/110
D477,465	S	*	7/2003	Reilly et al.	D4/104
D483,569	S	*	12/2003	Wong	D4/104
6,886,207	B1	*	5/2005	Solanki	15/110

OTHER PUBLICATIONS

AU 148045 S Industrial Design Application, (The Procter & Gamble Company), Jun. 4, 2002, [online], [retrieved on May 29, 2006] Retrieved from the Australian Government

IP Australia Design Database using the Internet <URL: <http://www.ipaustralia.gov.au>>.*

* cited by examiner

Primary Examiner—Alan P. Douglas
Assistant Examiner—Lavone D. Tabor
(74) *Attorney, Agent, or Firm*—Richard L. Alexander

(57) **CLAIM**

The ornamental design for a toothbrush, as shown and described.

DESCRIPTION

FIG. 1 is a perspective view of a toothbrush, embodying my new design;

FIG. 2 is a front view thereof;

FIG. 3 is a back side thereof;

FIG. 4 is a top plan view thereof;

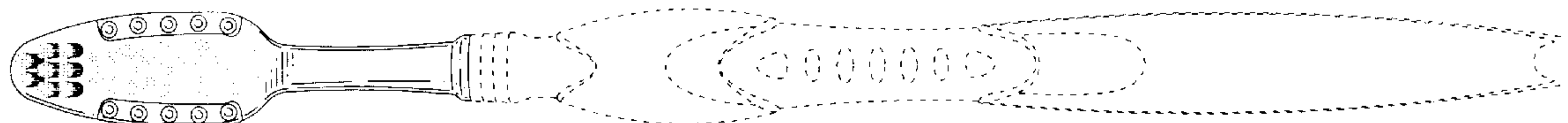

FIG. 5 is a bottom plan view thereof;

FIG. 6 is a left side view thereof; and,

FIG. 7 is a right side view thereof.

The portion of the toothbrush shown in broken lines is for illustrative purposes only and forms no part of the claimed design.

1 Claim, 3 Drawing Sheets



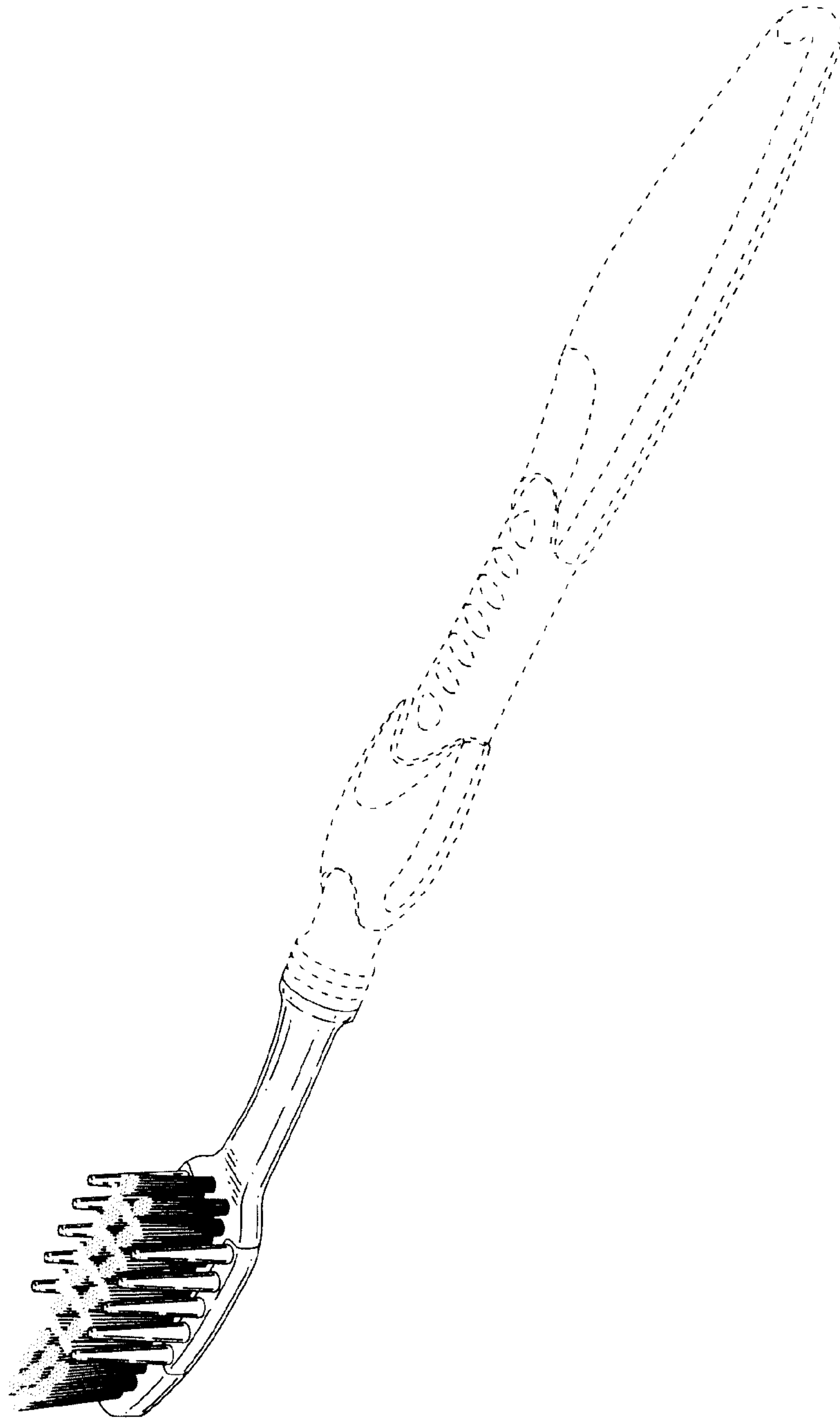


Fig. 1




Fig. 2




Fig. 3



Fig. 4

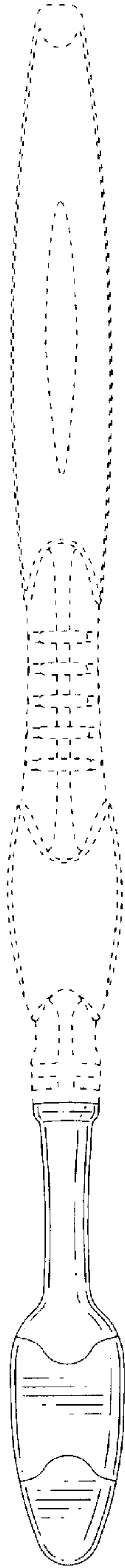


Fig. 5

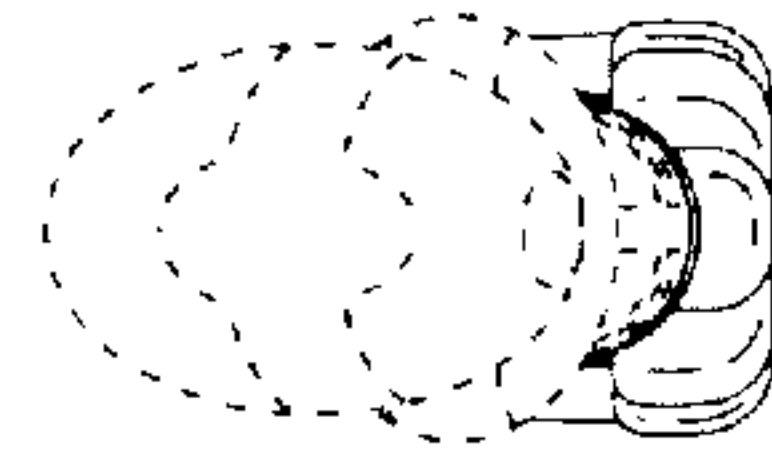


Fig. 7




Fig. 6