



US00D531803S

(12) **United States Design Patent**
Jennings

(10) **Patent No.:** **US D531,803 S**

(45) **Date of Patent:** **** Nov. 14, 2006**

(54) **BEAD TRAY**

(75) Inventor: **Don Michael Jennings**, Arlington, TX
(US)

(73) Assignee: **Texas Saddlebags, Inc.**, Arlington, TX
(US)

(**) Term: **14 Years**

(21) Appl. No.: **29/189,710**

(22) Filed: **Sep. 10, 2003**

(51) **LOC (8) Cl.** **03-01**

(52) **U.S. Cl.** **D3/304**

(58) **Field of Classification Search** D6/512;
D3/201, 304; D21/334, 338, 342-343; 206/557-558,
206/562-564, 566

See application file for complete search history.

(56) **References Cited**

U.S. PATENT DOCUMENTS

3,406,821 A * 10/1968 Weissberg 206/566
4,311,235 A * 1/1982 Titus 206/566
D337,353 S * 7/1993 Marsh, Sr. D21/342

5,636,743 A * 6/1997 Dalbo 206/566
6,059,115 A * 5/2000 Ovadia 206/566
D453,537 S * 2/2002 Shoptaugh D21/342
D484,919 S * 1/2004 Campos D21/335
6,874,619 B1 * 4/2005 Hawkes 206/566
D515,315 S * 2/2006 Rader et al. D3/304

* cited by examiner

Primary Examiner—Brian N Vinson

(74) *Attorney, Agent, or Firm*—Hitchcock Evert LLP

(57) **CLAIM**

The ornamental design for a bead tray, as shown and described.

DESCRIPTION

FIG. 1 is a front perspective view of the bead tray of the present invention;

FIG. 2 is a rear view thereof;

FIG. 3 is a front view thereof;

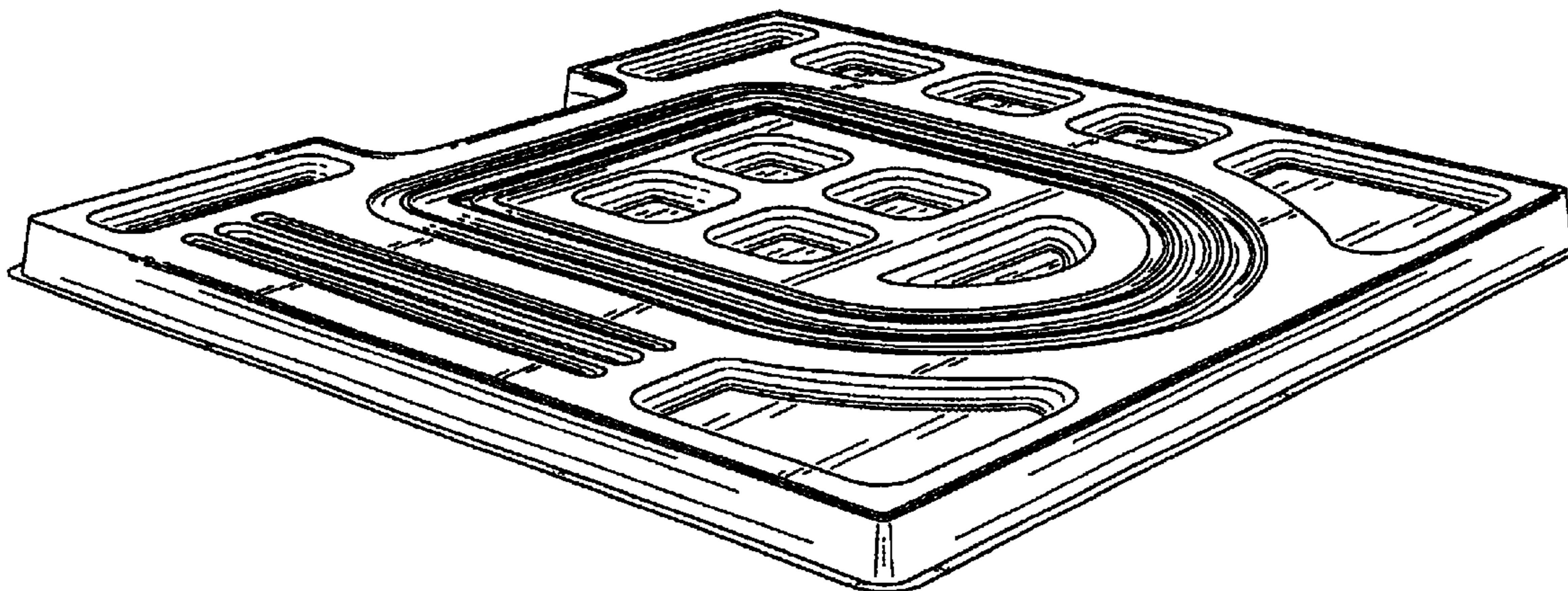
FIG. 4 is a right side view thereof;

FIG. 5 is a left side view thereof;

FIG. 6 is a top view thereof; and,

FIG. 7 is a bottom view thereof.

1 Claim, 7 Drawing Sheets



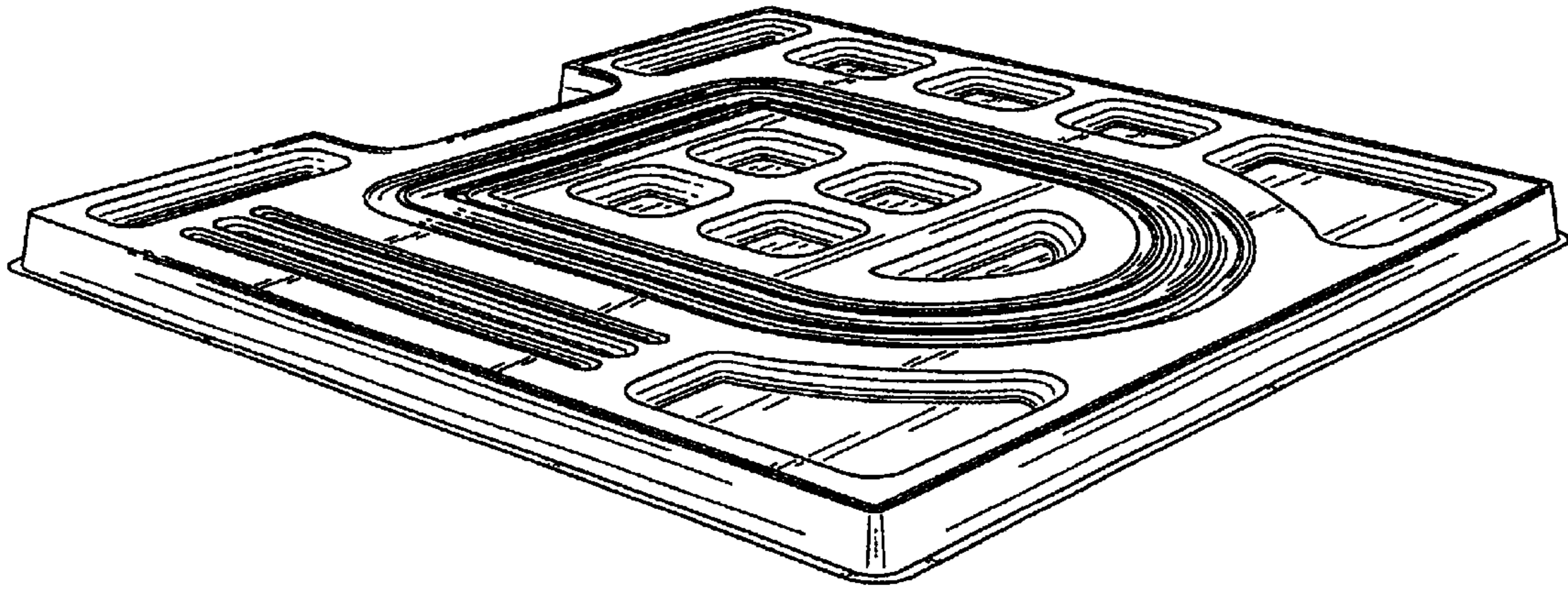


FIG. 1




FIG. 2




FIG. 3




FIG. 4




FIG. 5

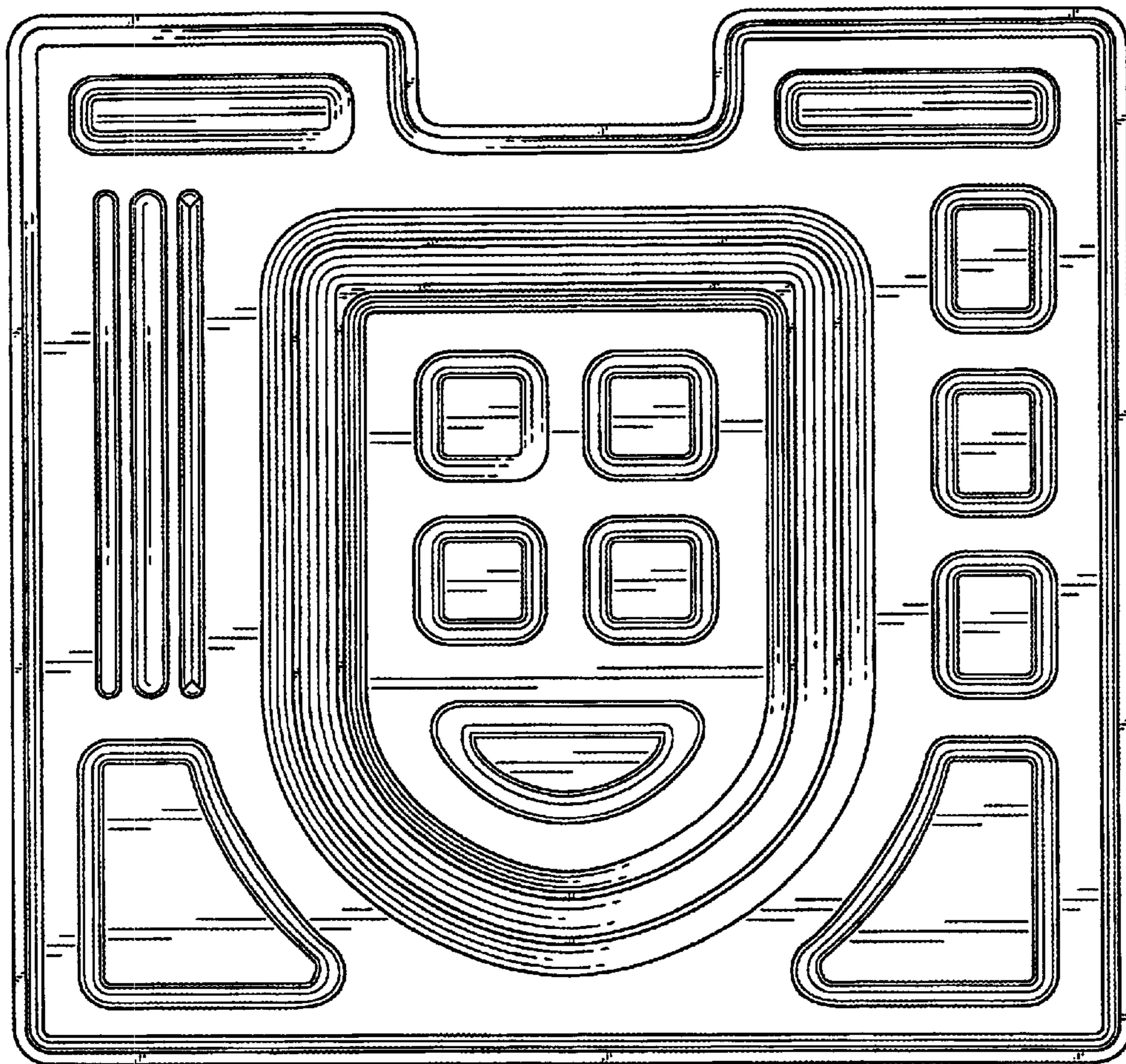


FIG. 6

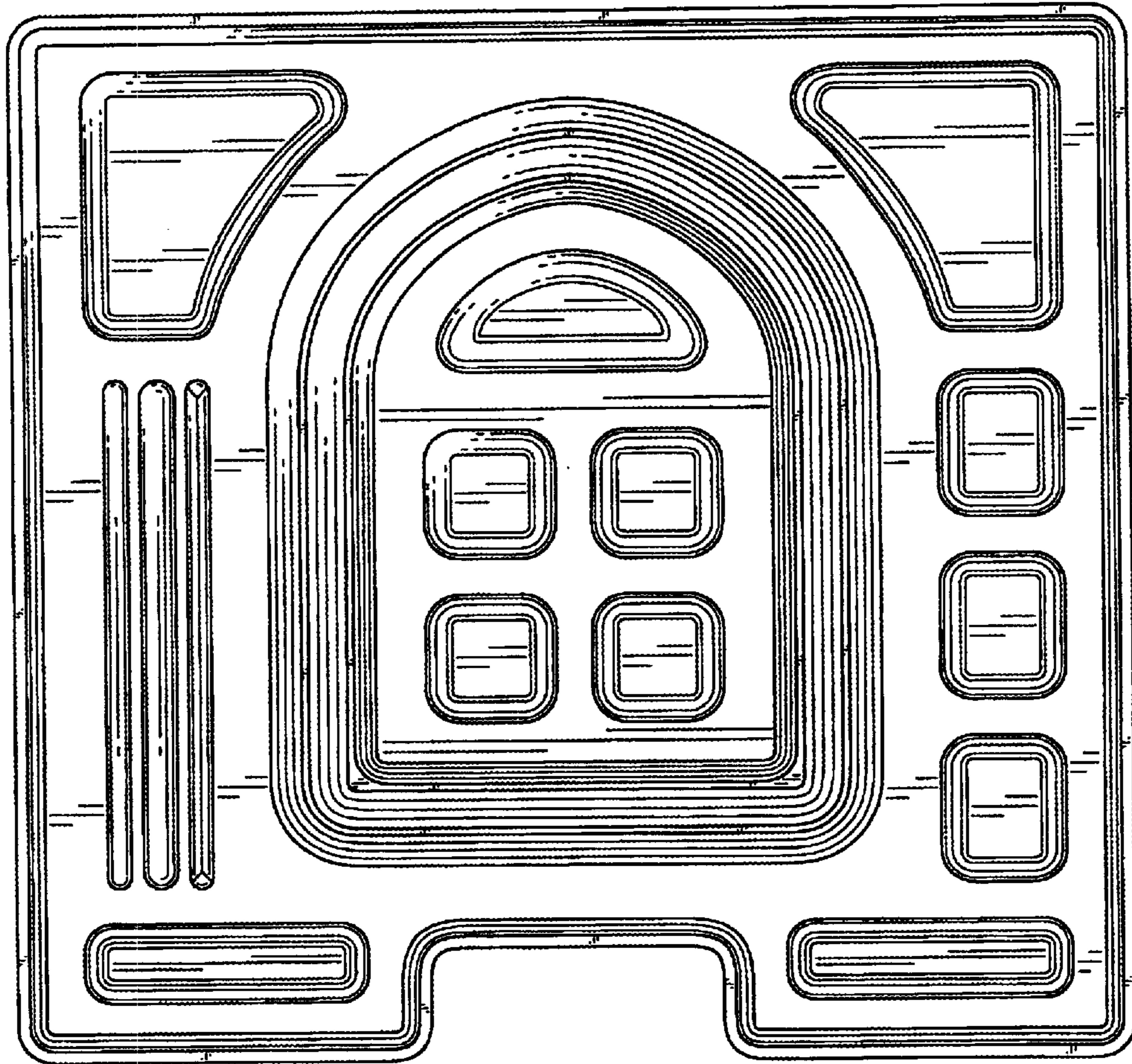


FIG. 7