



US00D531802S

(12) **United States Design Patent**
Zimmerman

(10) **Patent No.:** **US D531,802 S**

(45) **Date of Patent:** **** Nov. 14, 2006**

(54) **BOX WITH LID**

(75) Inventor: **Larry Gene Zimmerman**, Hollis, NH
(US)

(73) Assignee: **Sterilite Corporation**, Townsend, MA
(US)

(**) Term: **14 Years**

(21) Appl. No.: **29/224,167**

(22) Filed: **Feb. 25, 2005**

(51) **LOC (8) Cl.** **03-01**

(52) **U.S. Cl.** **D3/302; D3/276**

(58) **Field of Classification Search** D3/272-273,
D3/276, 282, 301; D9/420, 423-425, 430-432;
D7/629; 206/503, 505, 515; 220/833-834
See application file for complete search history.

(56) **References Cited**

U.S. PATENT DOCUMENTS

2,767,878	A	*	10/1956	Brown	220/228
D212,066	S	*	8/1968	Seller	D28/73
D235,621	S	*	7/1975	Cawrse	D9/425
4,412,630	A	*	11/1983	Daenen	220/792
D308,942	S	*	7/1990	Thundercliffe	D9/425
D311,334	S	*	10/1990	Flynn et al.	D9/424
D411,741	S	*	6/1999	Wilson et al.	D9/425
5,967,322	A	*	10/1999	Apps et al.	206/497
D419,829	S	*	2/2000	Wilson et al.	D7/629
D450,983	S	*	11/2001	Tucker et al.	D7/629
D462,880	S	*	9/2002	Maxwell et al.	D7/629
D473,137	S	*	4/2003	Cadiente et al.	D9/423

D503,534	S	*	4/2005	Dong	D3/276
D506,608	S	*	6/2005	Dong	D3/276
2003/0183641	A1	*	10/2003	Asbury	220/781
2004/0118737	A1	*	6/2004	Welsh et al.	206/508
2005/0040068	A1	*	2/2005	Palder	206/499
2005/0224506	A1	*	10/2005	Withers	220/793

OTHER PUBLICATIONS

Fun Box, Sterilite. Downloaded Jun. 8, 2006 at <http://www.sterilite.com/Category.html?Section=Storage&ProductCategory=145>. No 1 year/1 year plus date available thru www.archive.org.*

* cited by examiner

Primary Examiner—Philip S. Hyder

Assistant Examiner—RoseLynne (Ulm) Cody

(74) *Attorney, Agent, or Firm*—Wilmer Cutler Pickering Hale and Dorr LLP

(57) **CLAIM**

The ornamental design for a box with lid, as shown.

DESCRIPTION

FIG. 1 is a perspective view of a box with lid showing my new design;

FIG. 2 is a front view thereof;

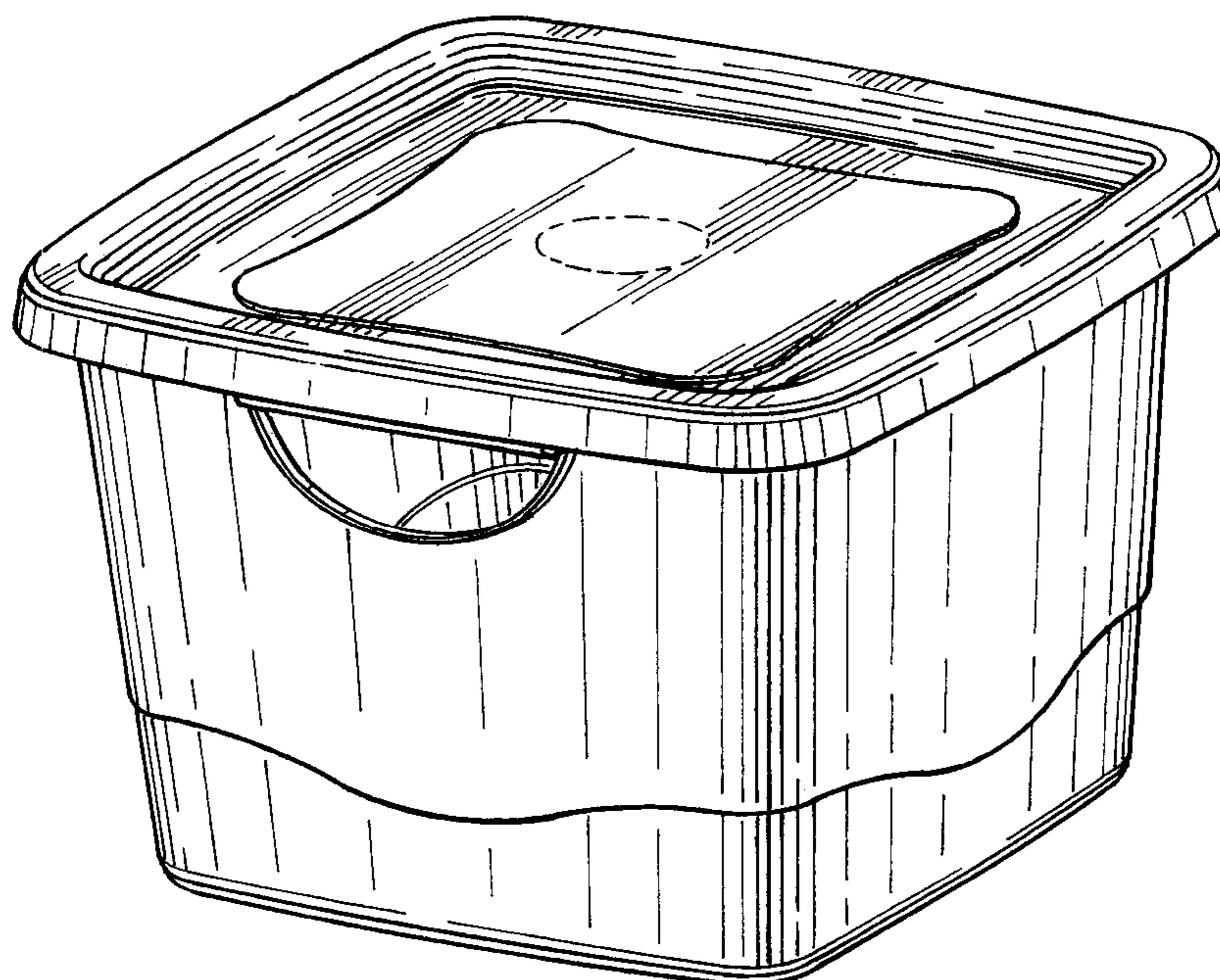
FIG. 3 is a side view thereof;

FIG. 4 is a top view thereof; and,

FIG. 5 is a bottom view thereof.

The broken line showing in FIGS. 1 and 4 is for illustrative purposes only and forms no part of the claimed design.

1 Claim, 2 Drawing Sheets



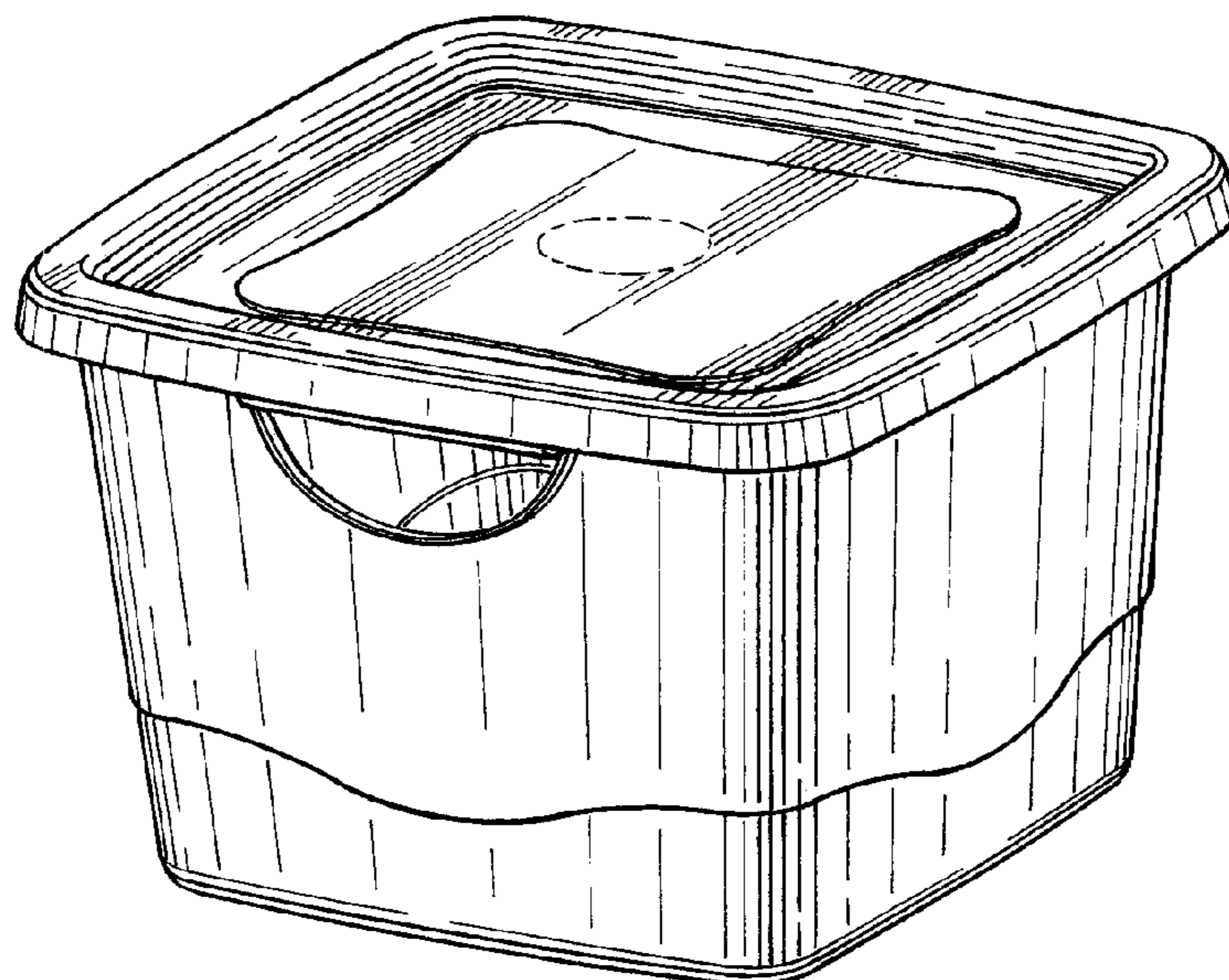


Fig. 1

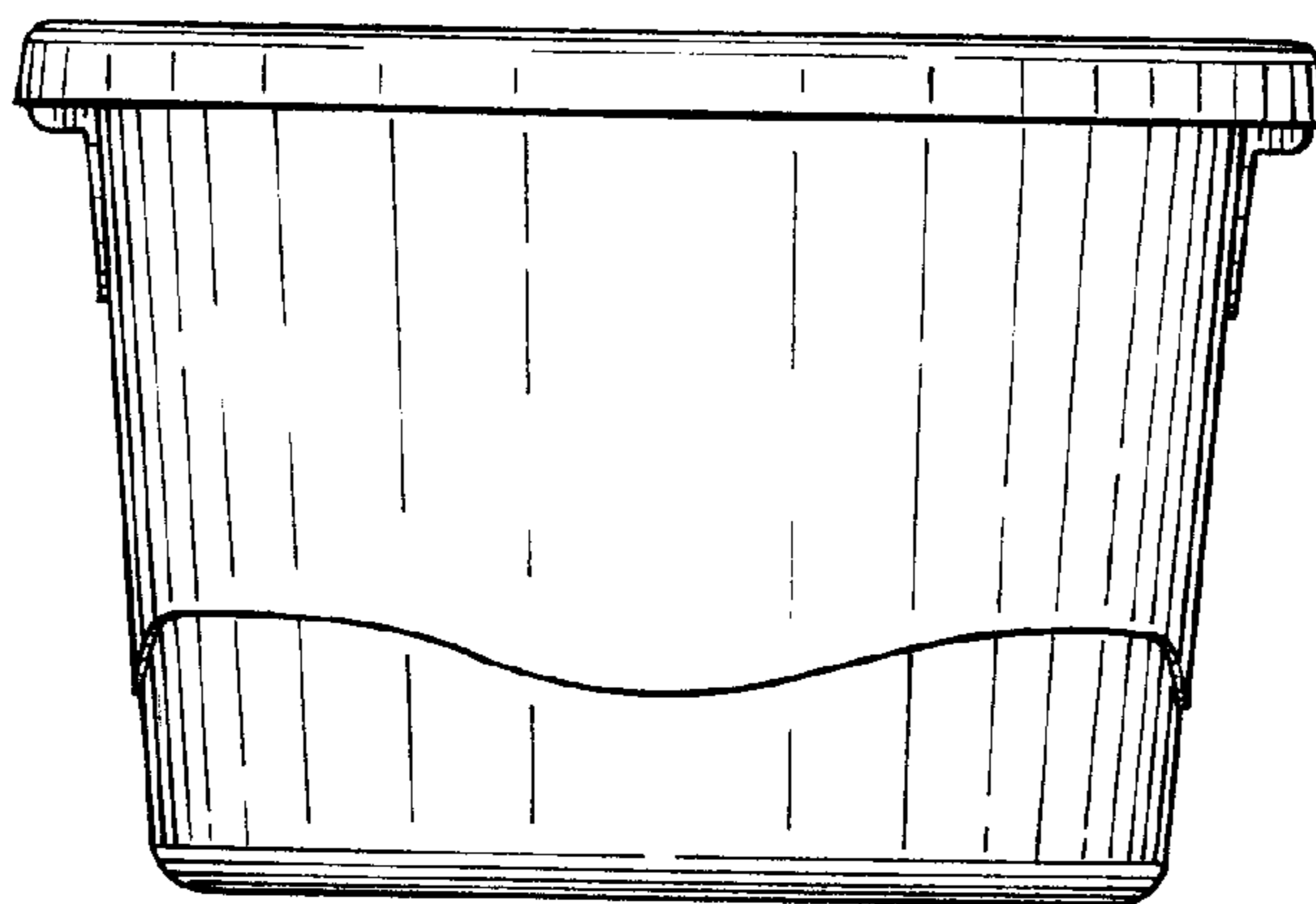


Fig. 2

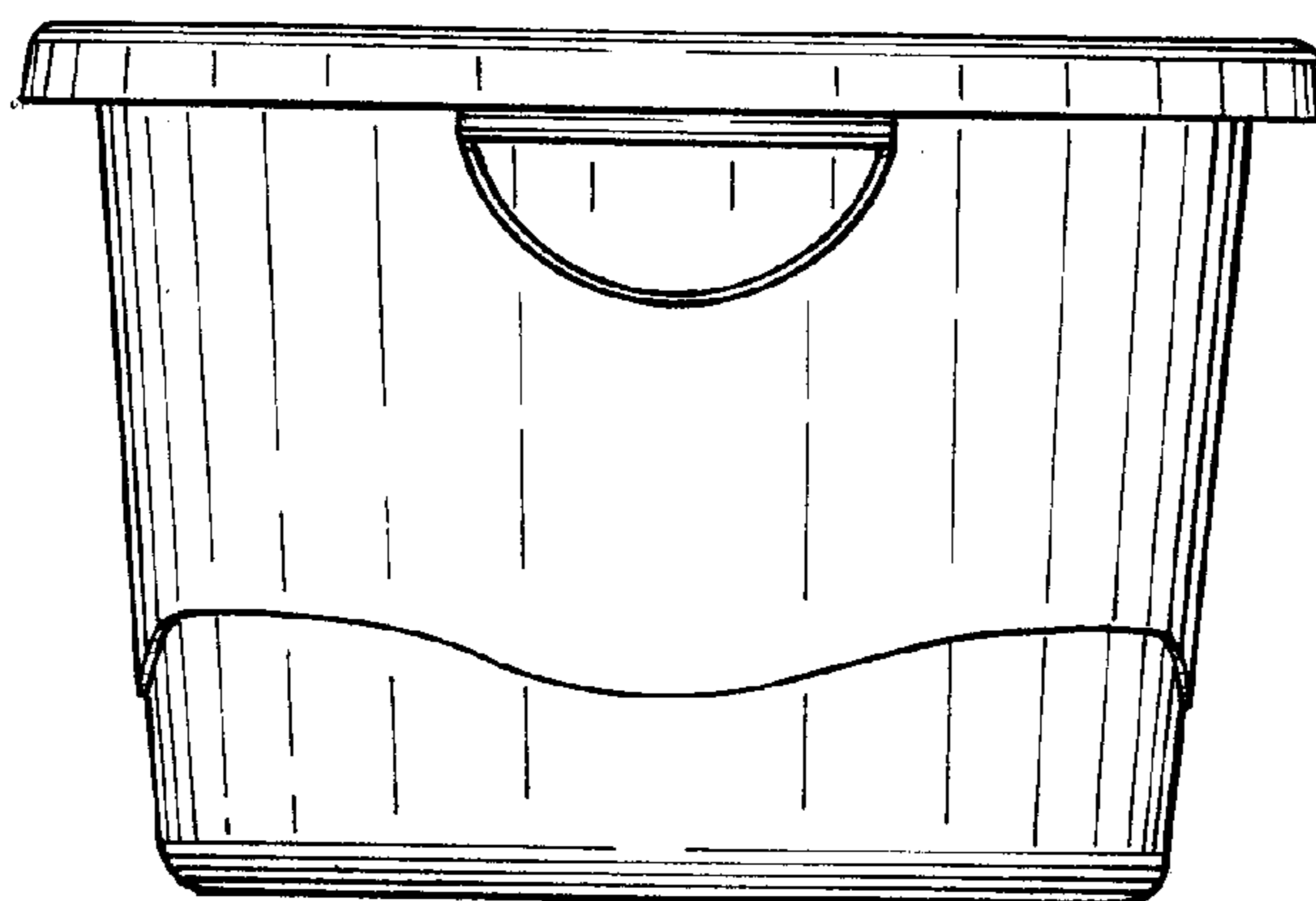


Fig. 3

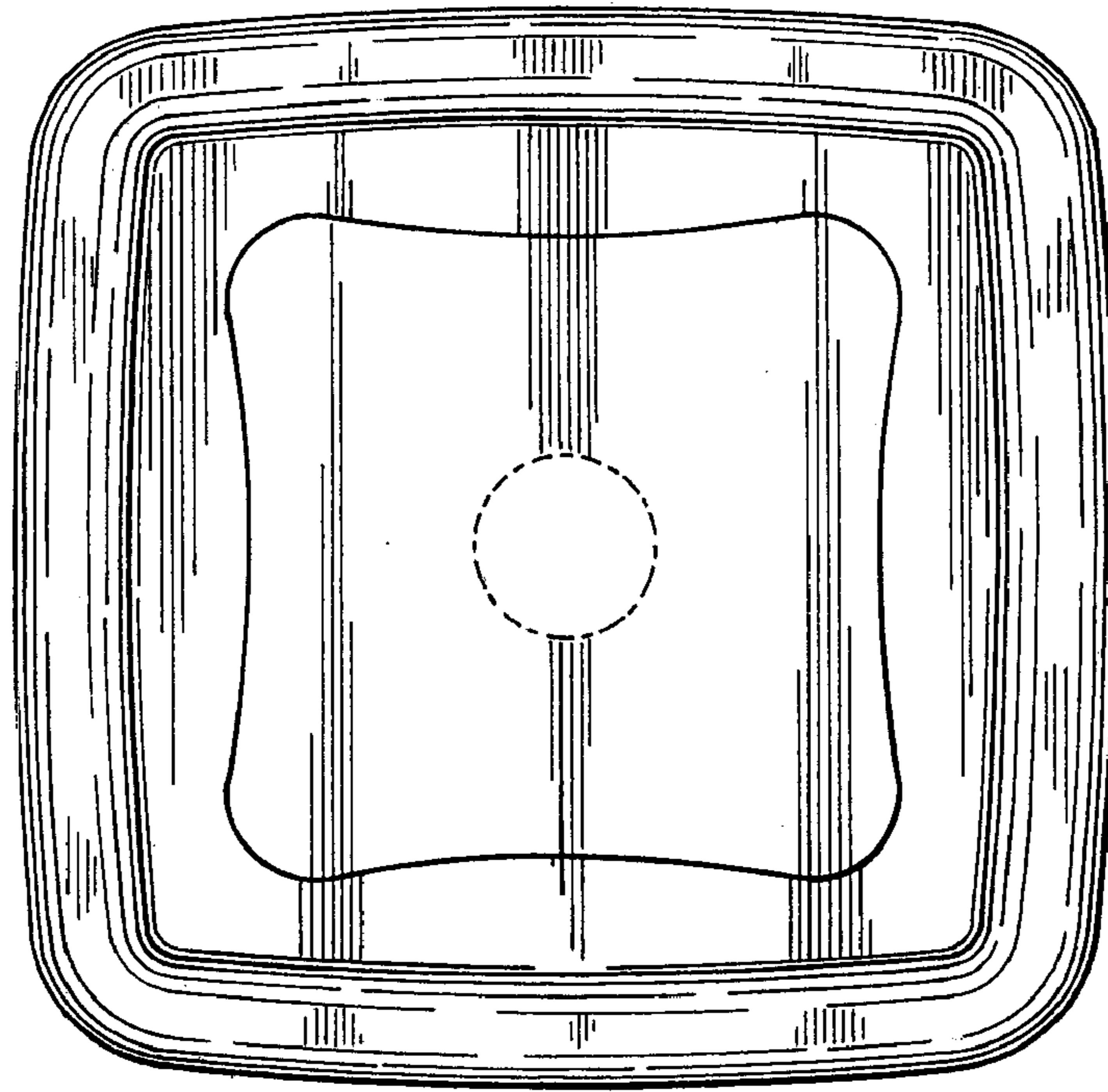


Fig. 4

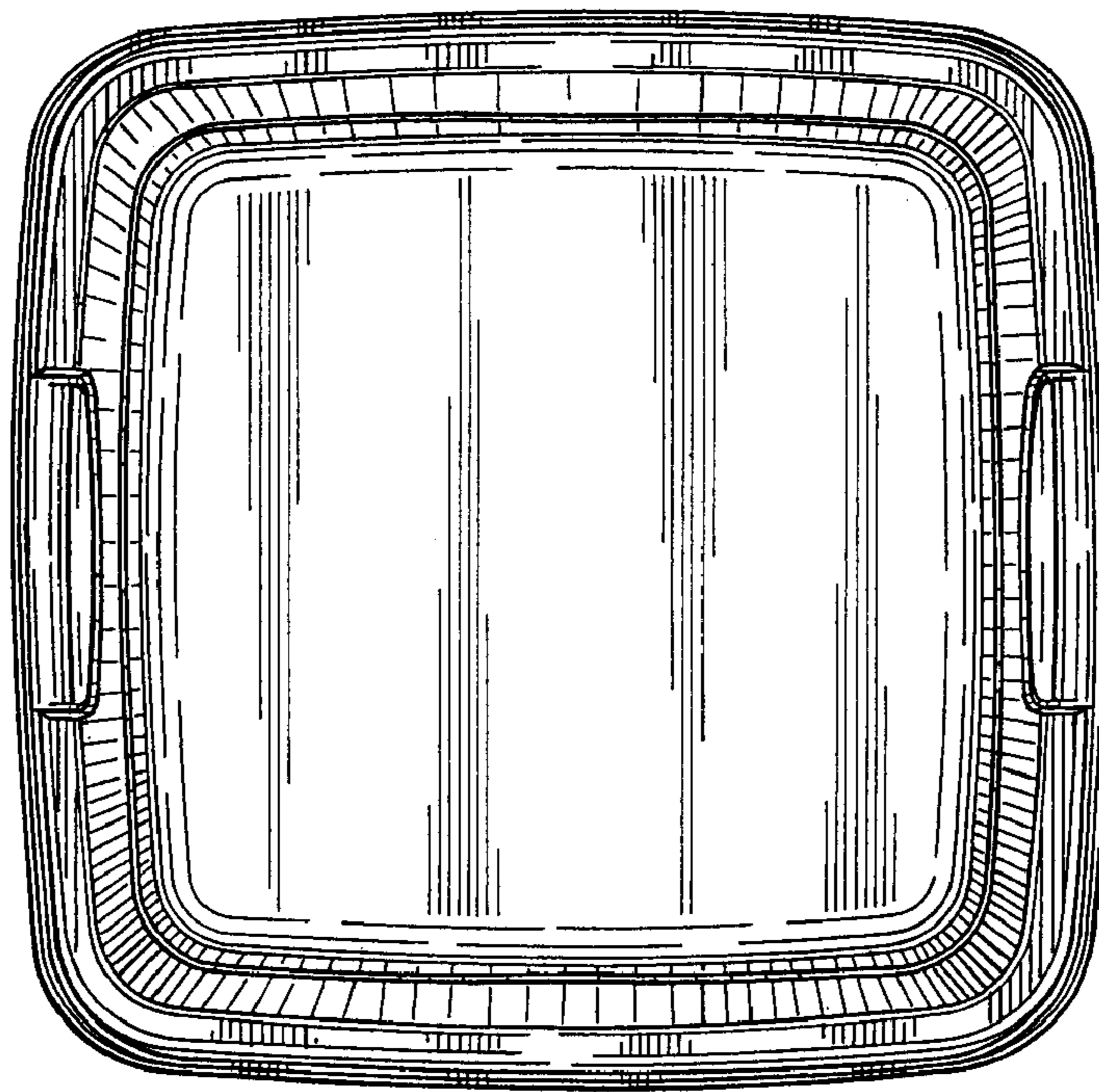


Fig. 5