

US00D531791S

(12) **United States Design Patent**
Choi

(10) **Patent No.:** **US D531,791 S**

(45) **Date of Patent:** **** Nov. 14, 2006**

(54) **SHOE**

D501,075 S * 1/2005 Choi D2/971

(75) Inventor: **Sandra Choi**, London (GB)

OTHER PUBLICATIONS

(73) Assignee: **J. Choo (Jersey) Limited**, Jersey (GB)

U.S. Appl. No. 29/233,459, filed Jun. 30, 2005.
LA Vintage, Vintage Shoe, undated photograph.

(**) Term: **14 Years**

* cited by examiner

(21) Appl. No.: **29/238,904**

Primary Examiner—Dominic Simone

(22) Filed: **Sep. 21, 2005**

(74) *Attorney, Agent, or Firm*—Fross, Zelnick Lehrman &
Zissu, P.C.; Lawrence E. Apolzon, Esq.

(30) **Foreign Application Priority Data**

(57) **CLAIM**

Mar. 23, 2005 (EM) 000319520-0015

The ornamental design for a shoe, as shown and described.

(51) **LOC (8) Cl.** **02-99**

DESCRIPTION

(52) **U.S. Cl.** **D2/971**

(58) **Field of Classification Search** D2/916–922,
D2/925–941, 969, 971; 36/11.5, 83
See application file for complete search history.

FIG. 1 is a front perspective view of a shoe showing my shoe design;

FIG. 2 is a right side view of the shoe shown in FIG. 1;

FIG. 3 is a left side view of the shoe shown in FIG. 1;

FIG. 4 is a front view of the shoe shown in FIG. 1; and,

FIG. 5 is a top view of the shoe shown in FIG. 1.

The broken line showing of the sole, heel, buckle, back strap, and back loop is for illustrative purposes only and forms no part of the claimed design.

(56) **References Cited**

U.S. PATENT DOCUMENTS

D92,143 S * 5/1934 Kean D2/942
D99,942 S * 6/1936 Harris D2/929
D143,697 S 2/1946 Adams
D452,771 S * 1/2002 Jacobs D2/930

1 Claim, 5 Drawing Sheets





FIG. 1

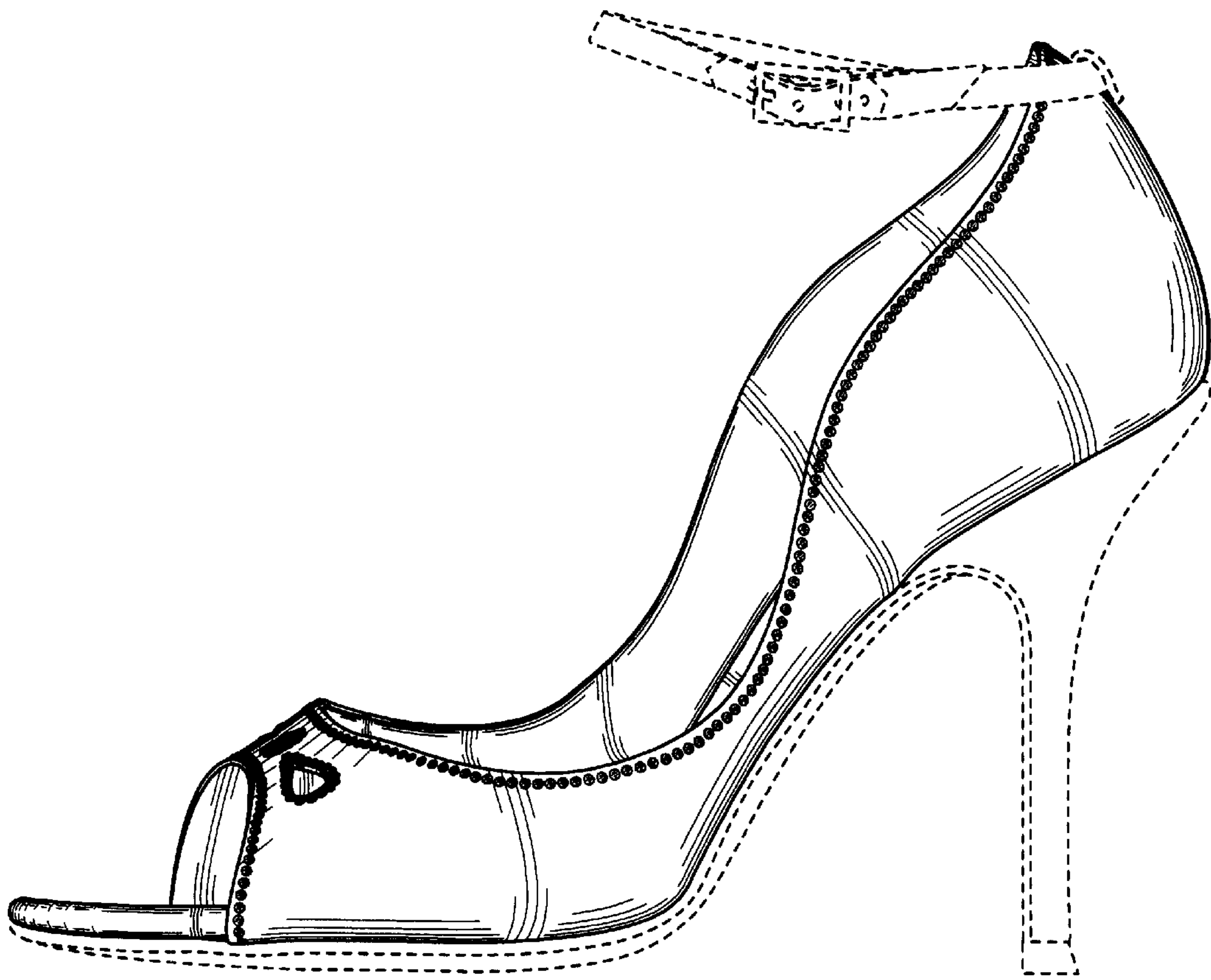


FIG. 2

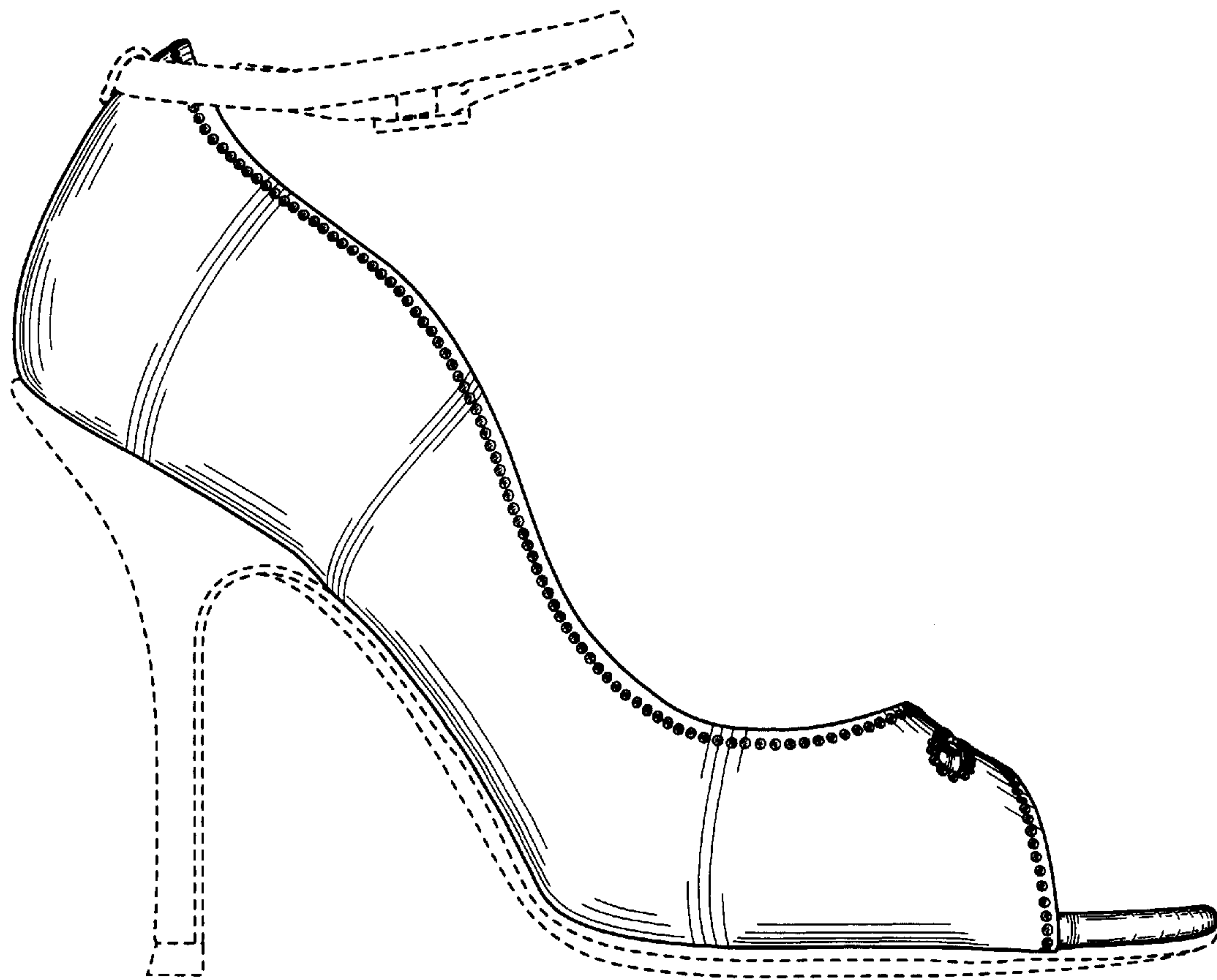


FIG. 3




FIG. 4

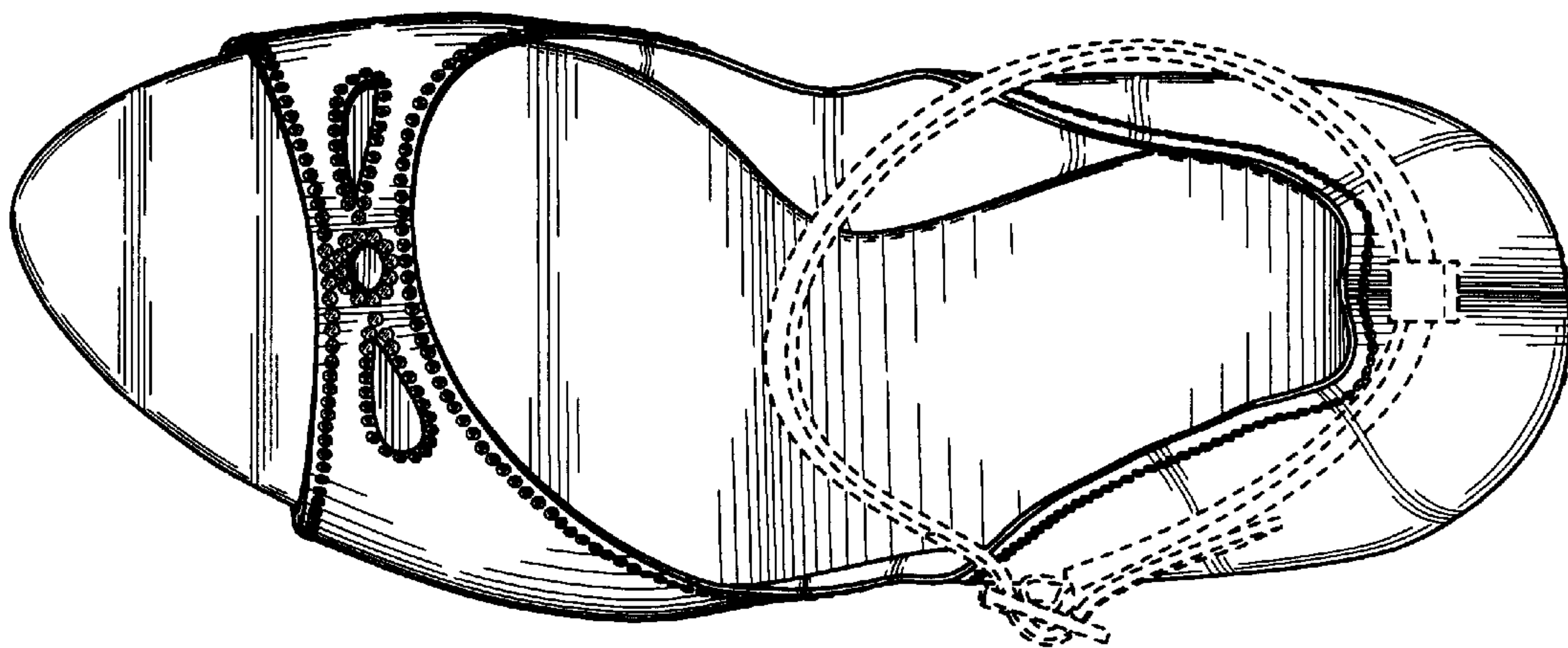


FIG. 5

UNITED STATES PATENT AND TRADEMARK OFFICE
CERTIFICATE OF CORRECTION

PATENT NO. : Des. 531,791 S
APPLICATION NO. : 29/238904
DATED : November 14, 2006
INVENTOR(S) : Sandra Choi

Page 1 of 7

It is certified that error appears in the above-identified patent and that said Letters Patent is hereby corrected as shown below:

The title page, showing an illustrative figure, should be deleted and substitute therefor the attached title page.

Delete drawing sheets 1-5, and substitute therefor the drawing sheets, consisting of figs. 1-5 as shown on the attached Pages.

Signed and Sealed this

Seventh Day of July, 2009



JOHN DOLL
Acting Director of the United States Patent and Trademark Office

(12) **United States Design Patent**
Choi

(10) **Patent No.:** **US D531,791 S**
(45) **Date of Patent:** **** Nov. 14, 2006**

(54) **SHOE**
(75) **Inventor:** Sandra Choi, London (GB)
(73) **Assignee:** J. Choo (Jersey) Limited, Jersey (GB)
(**) **Term:** 14 Years

(21) **Appl. No.:** 29/238,904
(22) **Filed:** Sep. 21, 2005

(30) **Foreign Application Priority Data**
Mar. 23, 2005 (EM) 000319520-0015

(51) **LOC (8) Cl.** 02-99
(52) **U.S. Cl.** D2/971
(58) **Field of Classification Search** D2/916-922,
D2/925-941, 969, 971; 36/11.5, 83
See application file for complete search history.

(56) **References Cited**
U.S. PATENT DOCUMENTS

- D92,143 S * 5/1934 Kean D2/942
- D99,942 S * 6/1936 Harris D2/929
- D143,697 S 2/1946 Adams
- D452,771 S * 1/2002 Jacobs D2/930

D501,075 S * 1/2005 Choi D2/971

OTHER PUBLICATIONS

U.S. Appl. No. 29/233,459, filed Jun. 30, 2005.
LA Vintage, Vintage Shoe, undated photograph.

* cited by examiner

Primary Examiner—Dominic Simone
(74) *Attorney, Agent, or Firm*—Fross, Zelnick Lehrman &
Zissu, P.C.; Lawrence E. Apolzon, Esq.

(57) **CLAIM**

The ornamental design for a shoe, as shown and described.

DESCRIPTION

FIG. 1 is a front perspective view of a shoe showing my shoe design;
FIG. 2 is a right side view of the shoe shown in FIG. 1;
FIG. 3 is a left side view of the shoe shown in FIG. 1;
FIG. 4 is a front view of the shoe shown in FIG. 1; and,
FIG. 5 is a top view of the shoe shown in FIG. 1.
The broken line showing of the sole, heel, buckle, back strap, and back loop is for illustrative purposes only and forms no part of the claimed design.

1 Claim, 5 Drawing Sheets



U.S. Patent

Nov. 14, 2006

Sheet 1 of 5

D531,791 S



FIG. 1

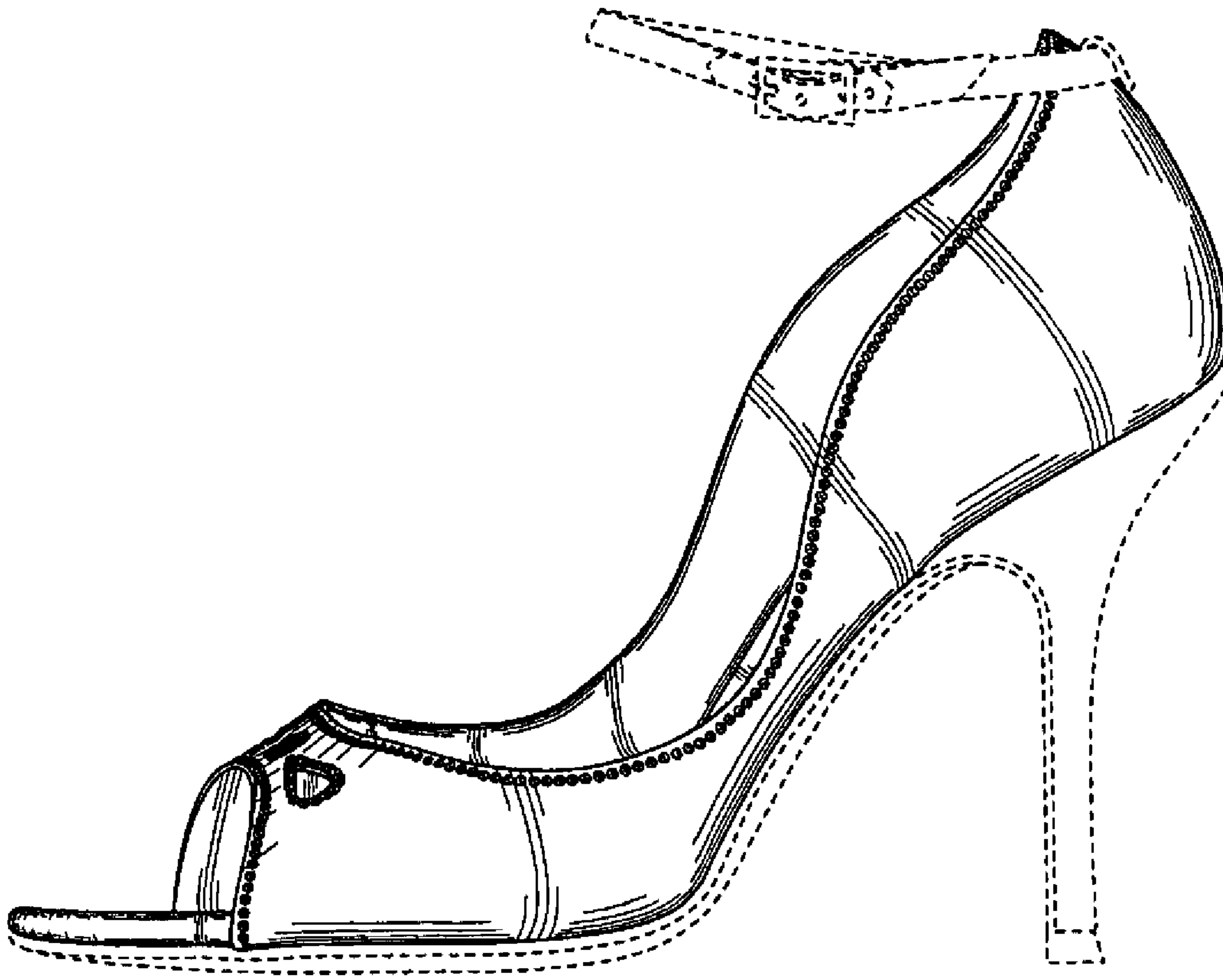


FIG. 2

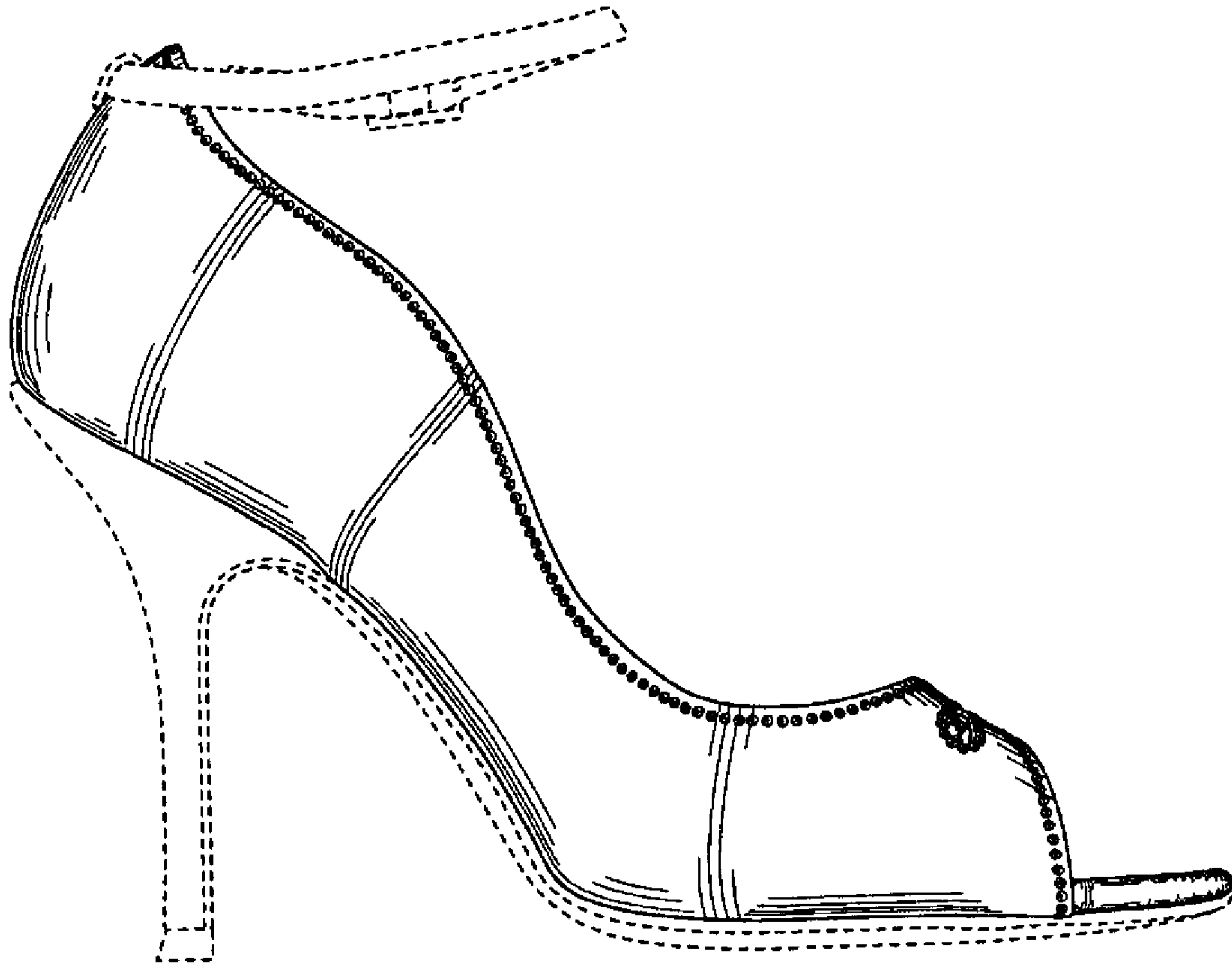


FIG. 3

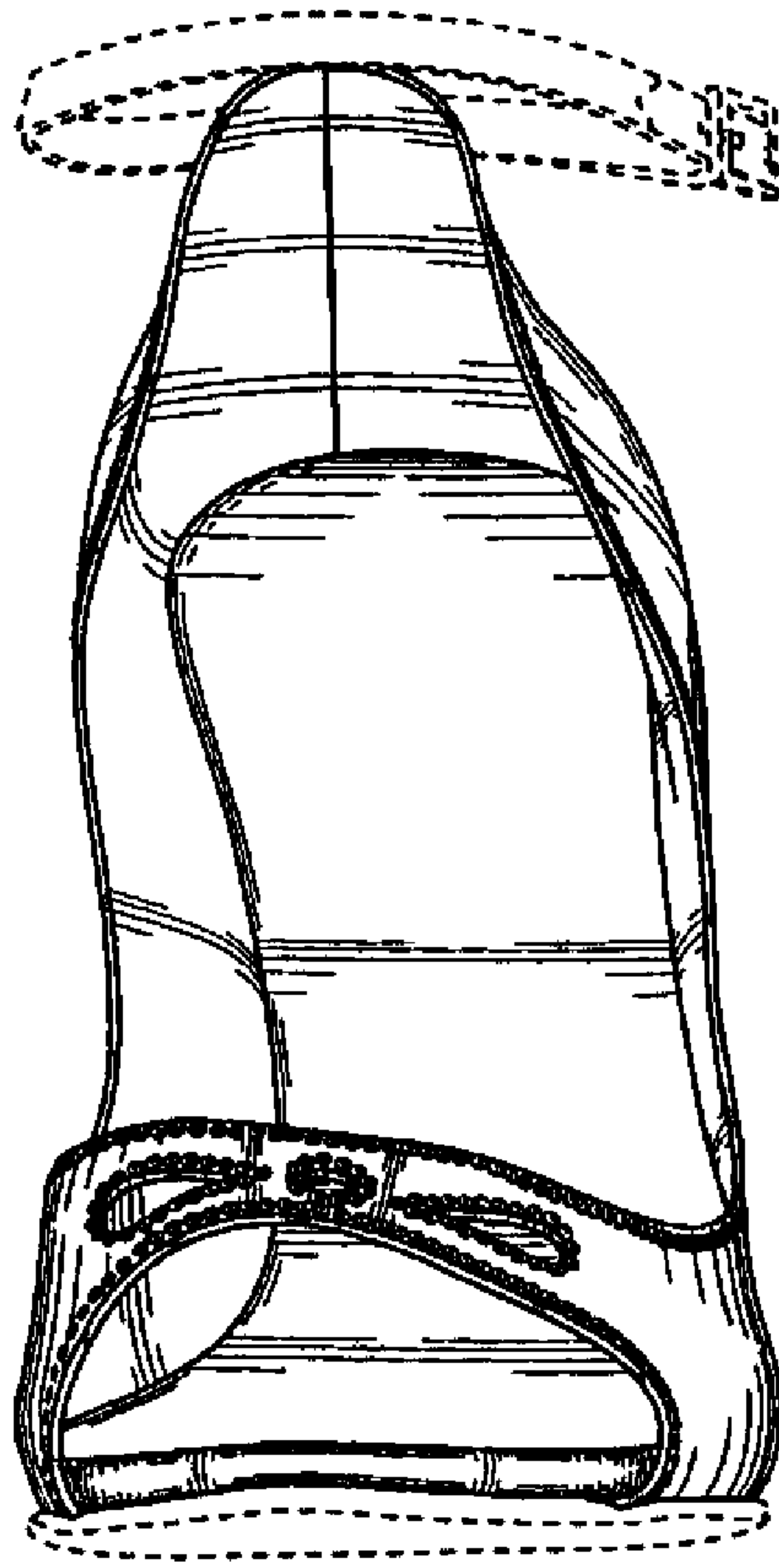


FIG. 4

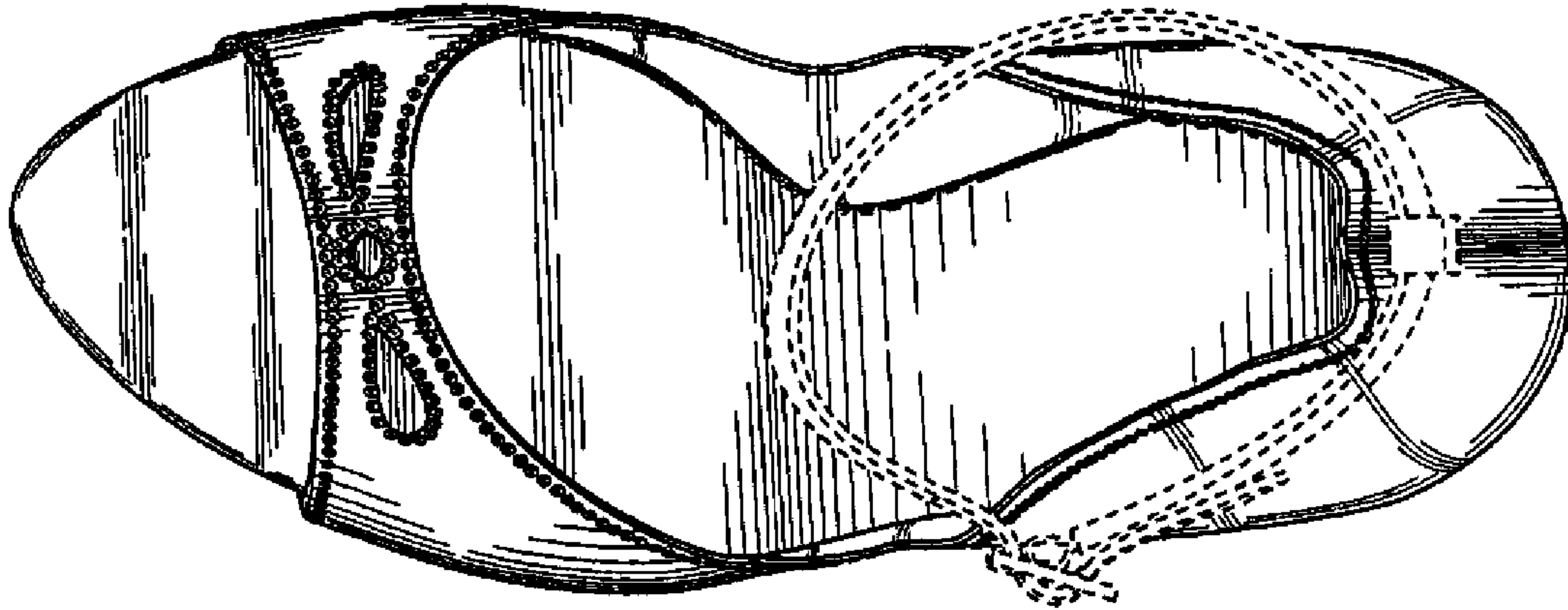


FIG. 5