



US00D531786S

(12) **United States Design Patent**  
**Choi**

(10) **Patent No.:** **US D531,786 S**  
(45) **Date of Patent:** **\*\* Nov. 14, 2006**

- (54) **SHOE**
- (75) Inventor: **Sandra Choi**, London (GB)
- (73) Assignee: **J. Choo (Jersey) Limited**, Jersey (GB)
- (\*\*) Term: **14 Years**

- (21) Appl. No.: **29/221,716**
- (22) Filed: **Jan. 18, 2005**

(30) **Foreign Application Priority Data**

Sep. 28, 2004 (EM) ..... 000235361-0031

- (51) **LOC (8) Cl.** ..... **02-04**
- (52) **U.S. Cl.** ..... **D2/927; D2/971**
- (58) **Field of Classification Search** ..... D2/916-922,  
D2/925-941, 969, 971, 976; 36/11.5, 83  
See application file for complete search history.

(56) **References Cited**

**U.S. PATENT DOCUMENTS**

|            |   |         |                |       |        |
|------------|---|---------|----------------|-------|--------|
| D129,920 S | * | 10/1941 | Gross          | ..... | D2/926 |
| D132,759 S | * | 6/1942  | Atkins         | ..... | D2/976 |
| D133,275 S | * | 8/1942  | Julianelli     | ..... | D2/936 |
| D143,397 S | * | 1/1946  | Cameron        | ..... | D2/976 |
| D172,976 S | * | 9/1954  | Langdon et al. | ..... | D2/918 |
| D515,795 S | * | 2/2006  | Baden et al.   | ..... | D2/927 |
| D516,794 S | * | 3/2006  | Choi et al.    | ..... | D2/971 |

**OTHER PUBLICATIONS**

- U.S. Appl. No. 29/205,714; filed May 18, 2004.
- U.S. Appl. No. 29/206,024; filed May 24, 2004.
- U.S. Appl. No. 29/206,054; filed May 25, 2004.

Linea Paolo, "Lauren" Thong, printed from www.nordstrom.com on Sep. 29, 2004.

Giuseppe Zanotti, Crystal Thong Sandal, printed from www.neimanmarcus.com on Sep. 29, 2004.

\* cited by examiner

*Primary Examiner*—Dominic Simone

(74) *Attorney, Agent, or Firm*—Fross, Zelnick Lehrman & Zissu, P.C.; Lawrence E. Apolzon, Esq.

(57) **CLAIM**

The ornamental design for a shoe, as shown and described.

**DESCRIPTION**

FIG. 1 is a front perspective view of a shoe showing my shoe design;

FIG. 2 is a right side view of the shoe shown in FIG. 1;

FIG. 3 is a left side view of the shoe shown in FIG. 1;

FIG. 4 is a rear view of the shoe shown in FIG. 1;

FIG. 5 is a rear view of an alternative embodiment of the shoe shown in FIG. 1; and,

FIG. 6 is a front perspective view of the shoe shown in FIG. 5.

The broken line showing of the sole and medallion is for illustrative purposes only and forms no part of the claimed design.

**1 Claim, 6 Drawing Sheets**





FIG. 1

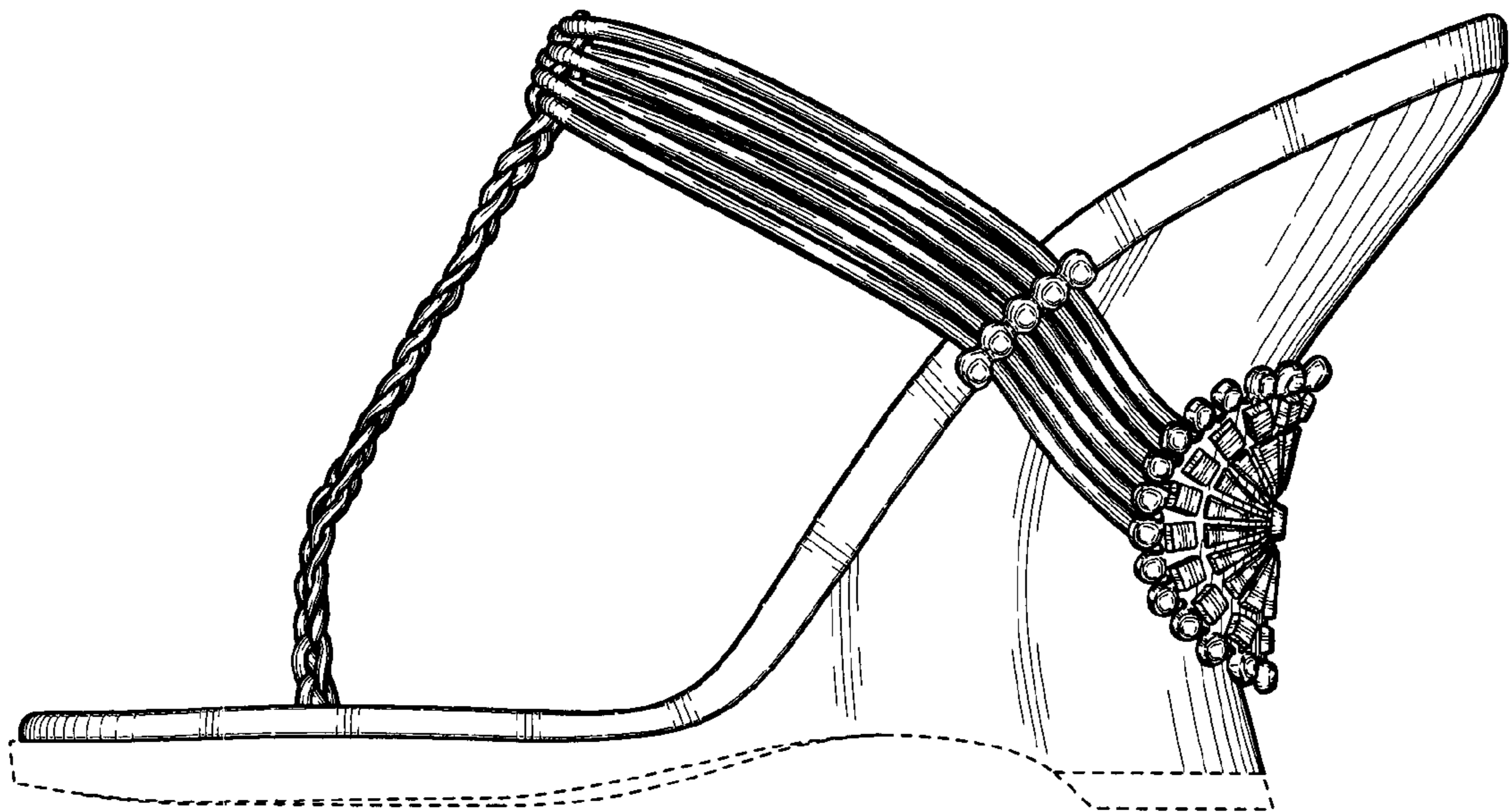


FIG. 2

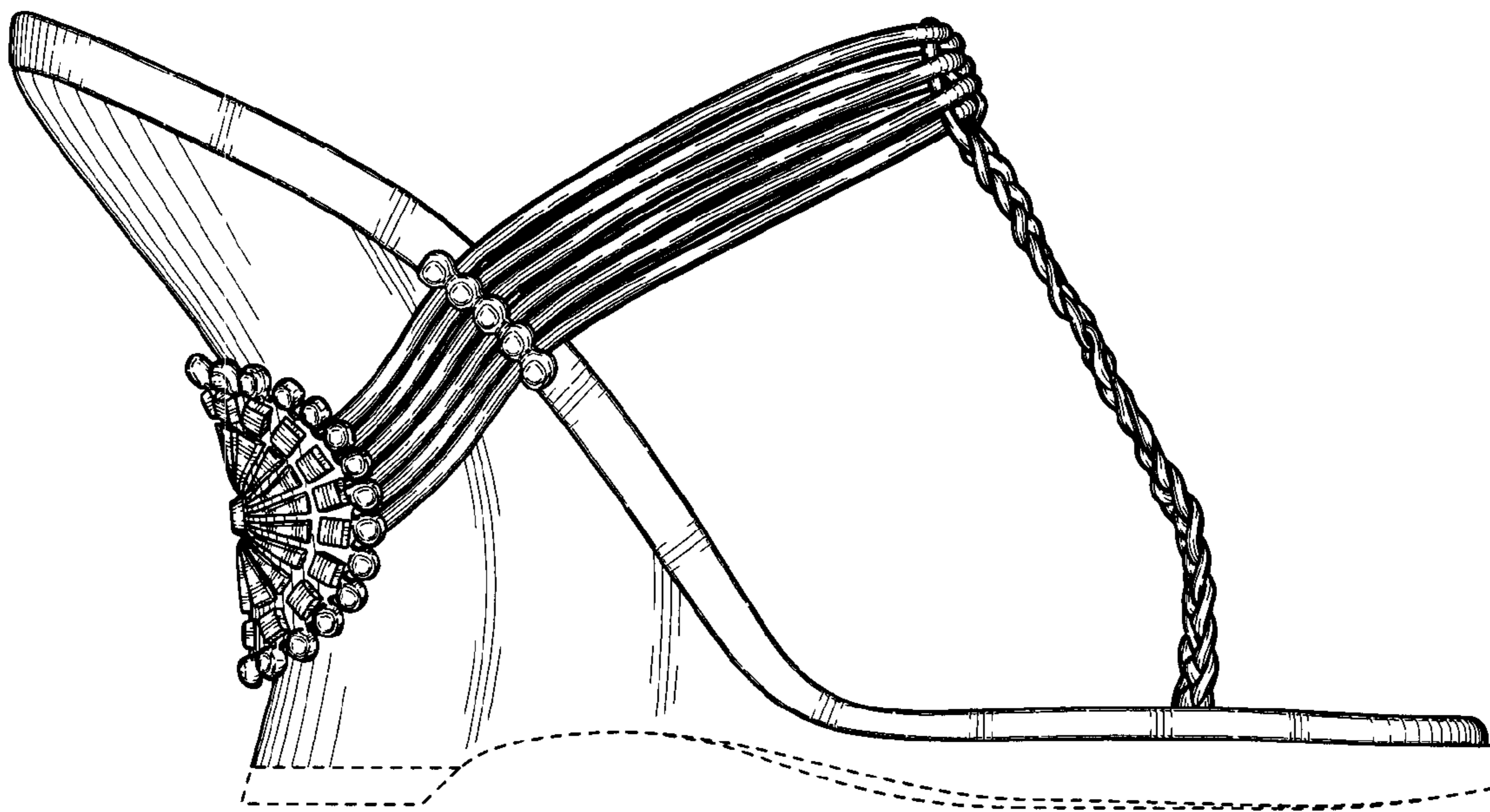


FIG. 3

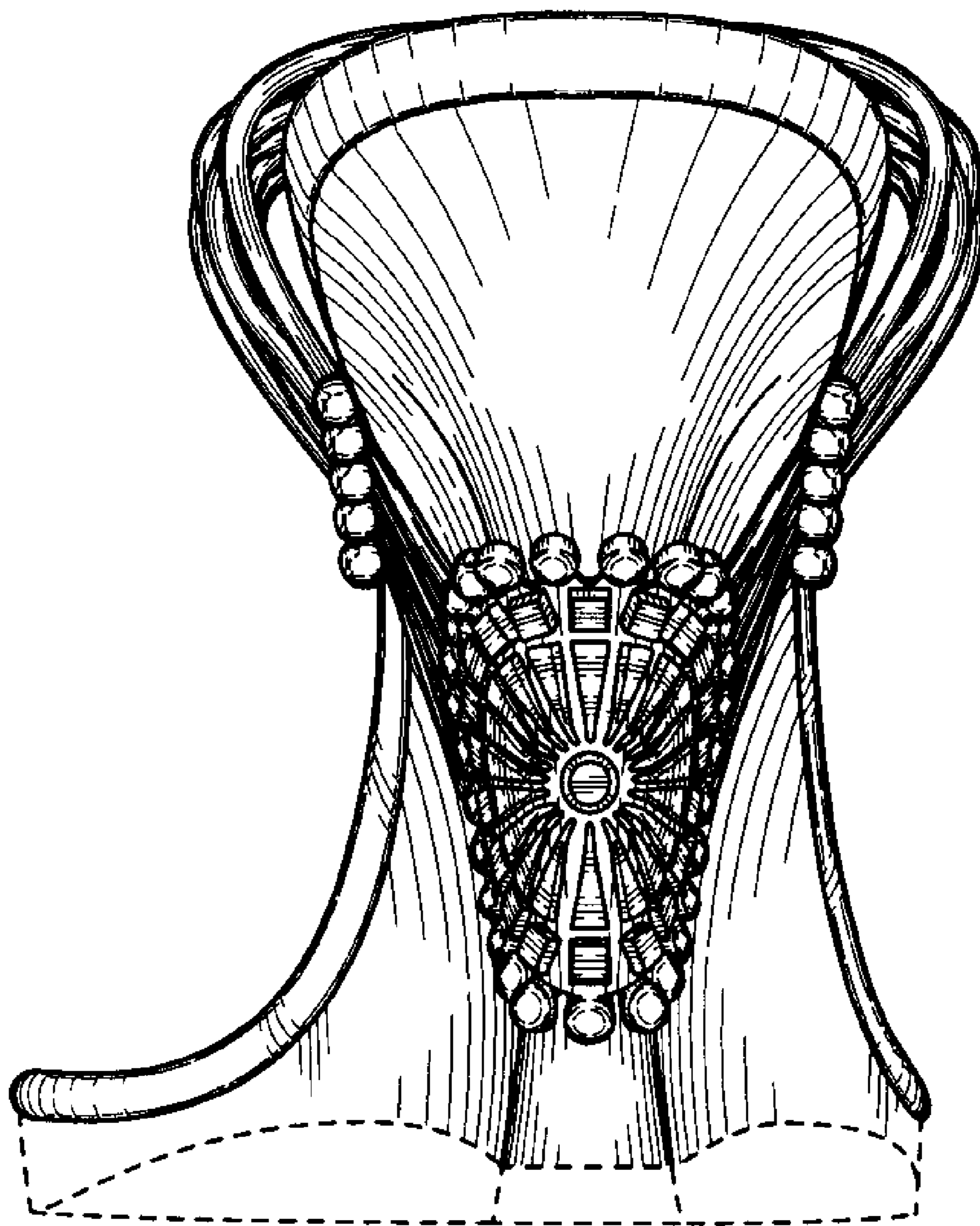


FIG. 4

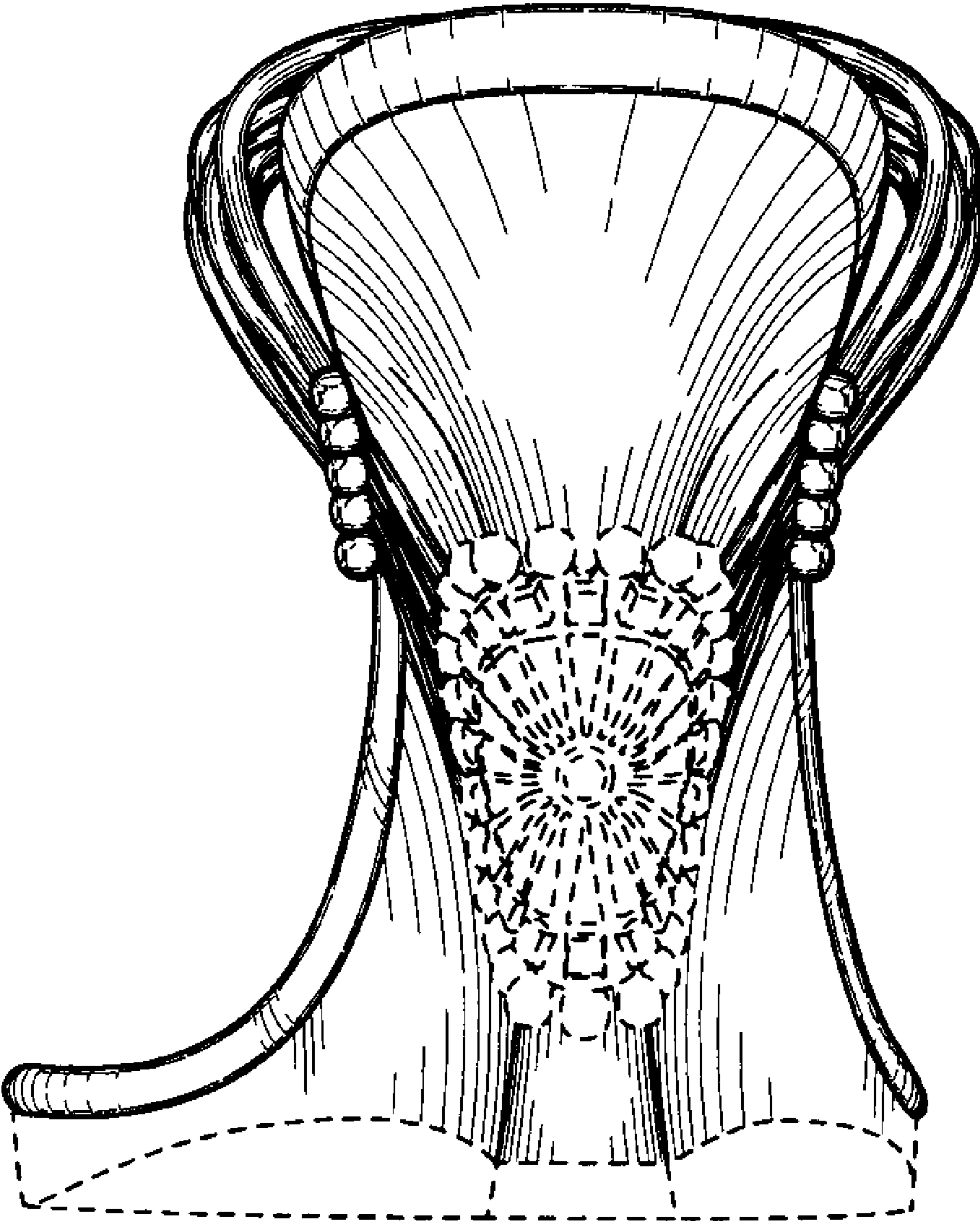


FIG. 5



FIG. 6