

US00D531784S

(12) **United States Design Patent**
Snyder et al.

(10) **Patent No.:** **US D531,784 S**
(45) **Date of Patent:** **** Nov. 14, 2006**

(54) **HORIZONTALLY EXTENDING
ATTACHABLE HEADWEAR SHIELD**

(76) Inventors: **James Brett Snyder**, 3322 W. Sevilla Cir., Tampa, FL (US) 33629; **Eduardo S. Melo**, 5005 W. Evelyn Dr., Tampa, FL (US) 33609

(**) Term: **14 Years**

(21) Appl. No.: **29/224,638**

(22) Filed: **Mar. 4, 2005**

(51) **LOC (8) Cl.** **02-03**

(52) **U.S. Cl.** **D2/891**

(58) **Field of Classification Search** D2/865,
D2/872, 873, 876, 879, 882, 884, 886, 891,
D2/893; 2/10-12, 171, 175.1, 181, 183, 195.1-195.3,
2/195.7, 209.12-209.14; D24/128; D28/56;
132/214, 273

See application file for complete search history.

(56) **References Cited**

U.S. PATENT DOCUMENTS

D243,725 S	*	3/1977	Huffman	D2/884
D299,882 S	*	2/1989	Fronius	D2/861
5,577,520 A	*	11/1996	Sluder	132/214
5,647,061 A	*	7/1997	Marcus	2/11
D389,911 S	*	1/1998	Bierman	D24/128
D399,641 S	*	10/1998	Meador	D2/891

5,957,141 A	*	9/1999	Elkins	132/273
D445,543 S	*	7/2001	A	D28/56
6,711,744 B1	*	3/2004	Hockenbury	2/12
6,735,779 B1	*	5/2004	Shrem	2/12

* cited by examiner

Primary Examiner—Robert M. Spear

Assistant Examiner—Mary Ann Calabrese

(74) *Attorney, Agent, or Firm*—Storm LLP; John G. Fischer

(57) **CLAIM**

The ornamental design for a horizontally extending attachable headwear shield, as shown and described.

DESCRIPTION

FIG. 1 is a top perspective view of a horizontally extending attachable headwear shield;

FIG. 2 is a left perspective view thereof, shown in use attached to a baseball style cap;

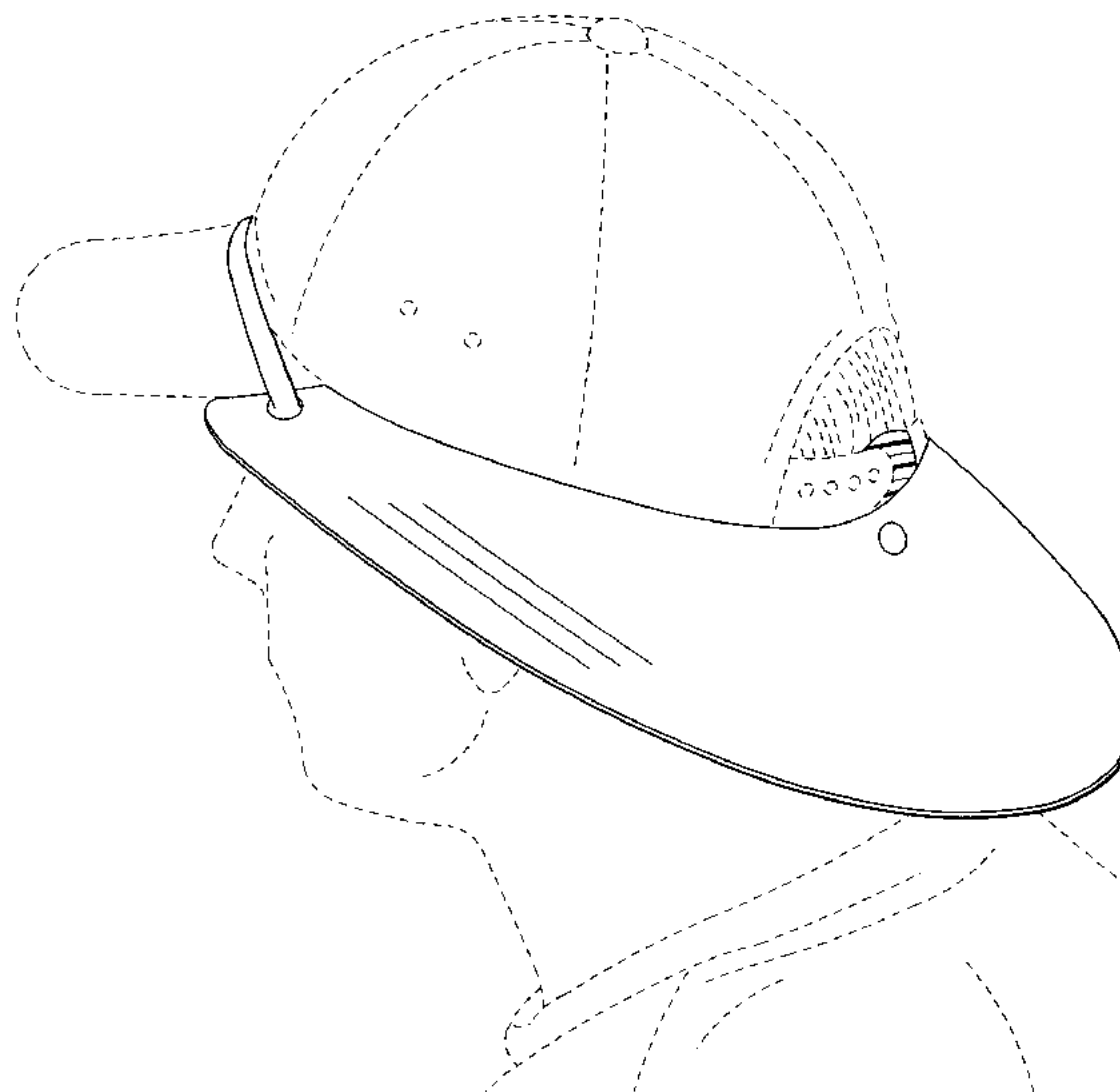
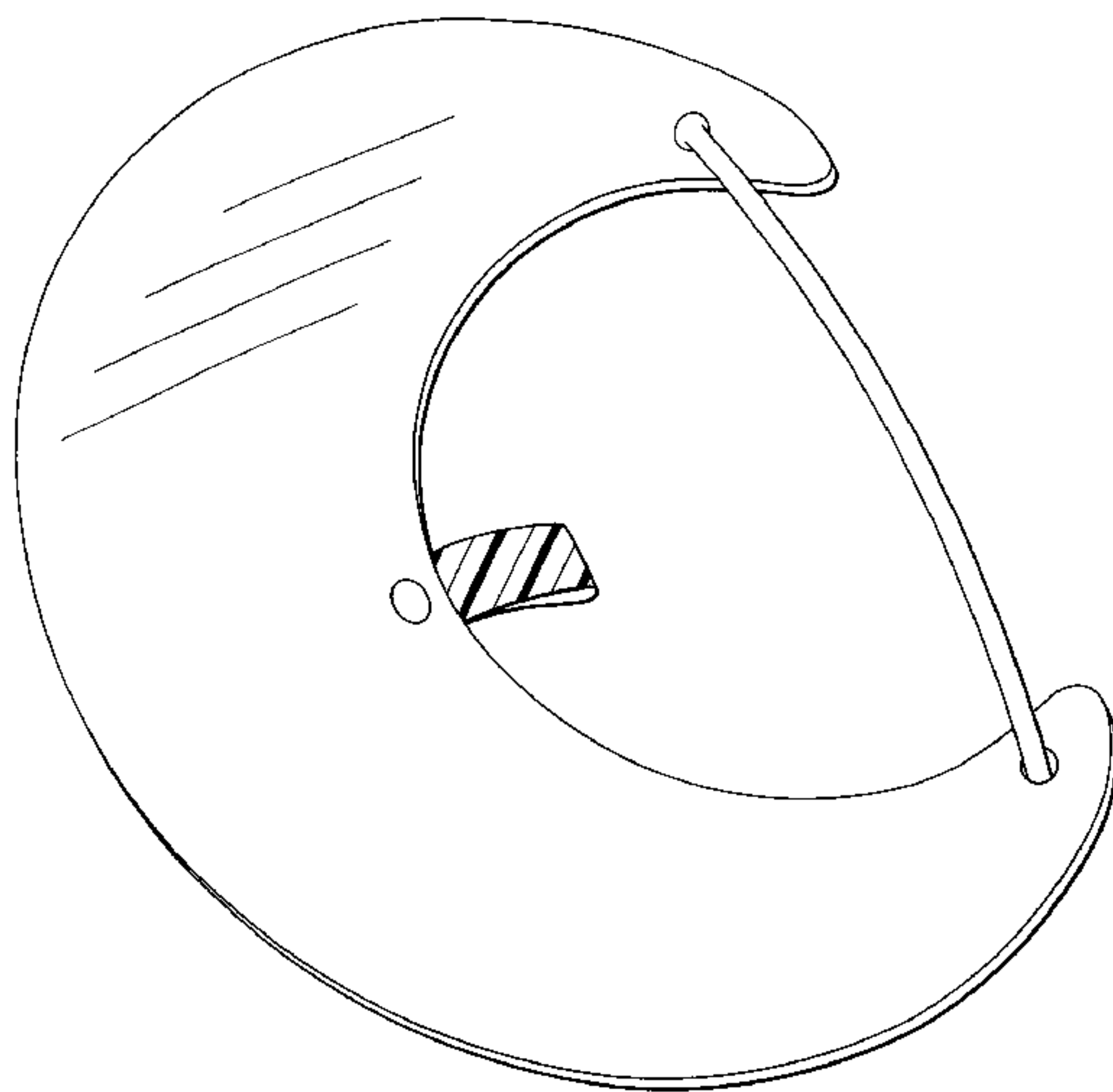
FIG. 3 is a right perspective view thereof, shown in an alternate position of use;

FIG. 4 is an enlarged fragmentary bottom view thereof, showing the rear attachment device connected to the rear adjustment strap of a baseball style cap; and,

FIG. 5 is a rear perspective view thereof, shown in an alternate position of use.

It will be understood that dashed lines presented in the drawings are for illustration only, and do not form part of the claimed design.

1 Claim, 5 Drawing Sheets



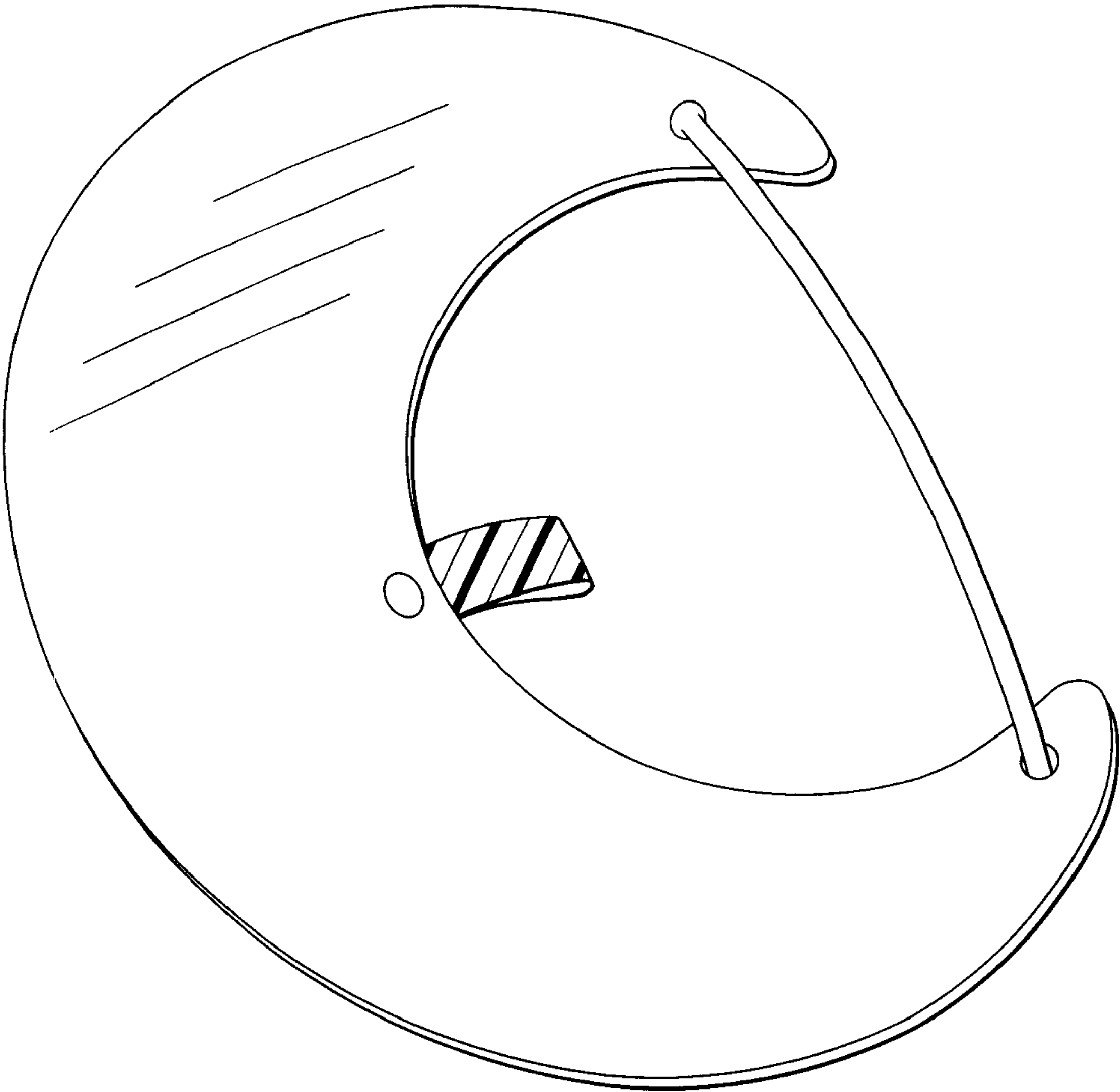


Figure 1



Figure 2




Figure 3

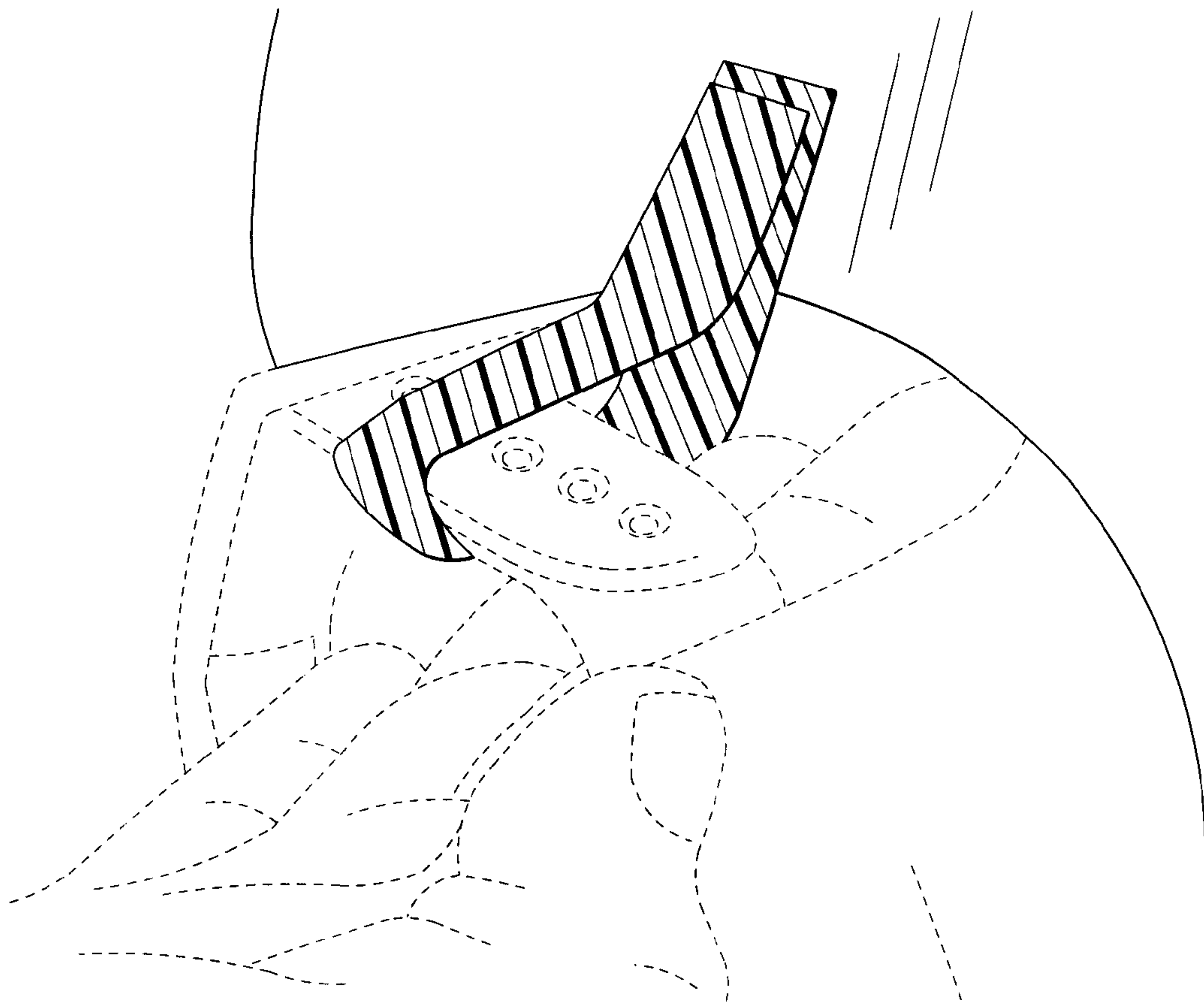


Figure 4

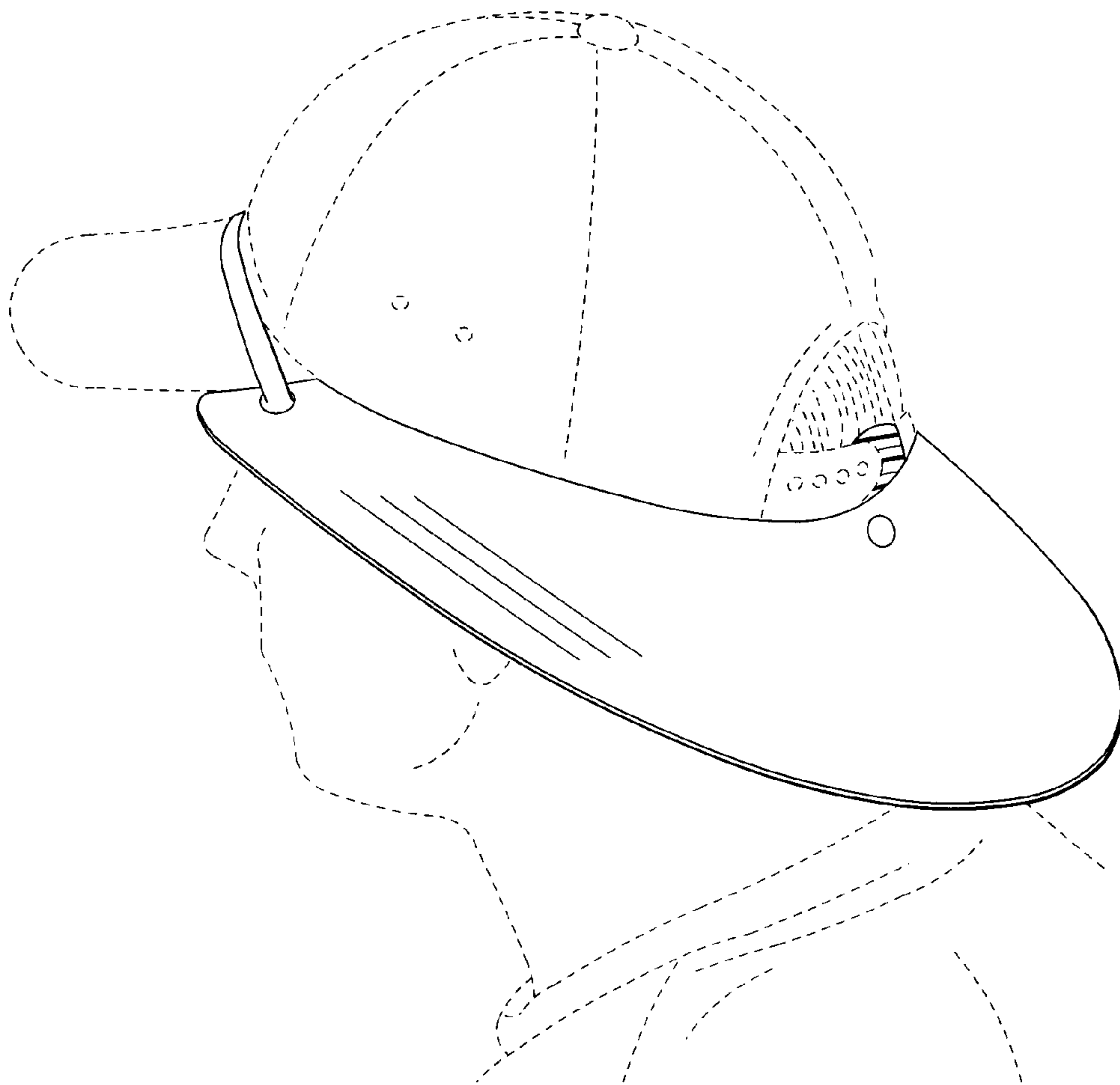


Figure 5