



US00D531765S

(12) **United States Design Patent**  
**Schoene**

(10) **Patent No.:** **US D531,765 S**  
(45) **Date of Patent:** **\*\* Nov. 7, 2006**

(54) **DRYER HAVING A SEE-THROUGH DOOR**

(75) Inventor: **Oliver Schoene**, New Bern, NC (US)

(73) Assignee: **BSH Home Appliances Corporation**,  
Huntington Beach, CA (US)

(\*\*) Term: **14 Years**

(21) Appl. No.: **29/237,613**

(22) Filed: **Sep. 2, 2005**

(51) **LOC (8) Cl.** ..... **15-05**

(52) **U.S. Cl.** ..... **D32/8**

(58) **Field of Classification Search** ..... D32/1,  
D32/5-10, 25; 68/3 R, 4, 5 R, 12.01, 212,  
68/12.08; 34/58, 108, 130, 131-2, 417, 499,  
34/523-4, 595-7, 600, 603; 38/1 A; 312/31  
See application file for complete search history.

(56) **References Cited**

U.S. PATENT DOCUMENTS

|             |           |                 |             |
|-------------|-----------|-----------------|-------------|
| 4,053,992 A | 10/1977   | Furgal          |             |
| D292,630 S  | * 11/1987 | Nagai et al.    | ..... D32/8 |
| D298,873 S  | * 12/1988 | Erickson et al. | ..... D32/5 |
| 5,190,807 A | 3/1993    | Kimock et al.   |             |
| D360,716 S  | * 7/1995  | Ertz et al.     | ..... D32/8 |
| 5,570,597 A | 11/1996   | Bongini         |             |
| 5,664,340 A | 9/1997    | Brown           |             |
| 5,701,684 A | 12/1997   | Johnson         |             |
| D444,602 S  | * 7/2001  | Saimen          | ..... D32/5 |
| D445,224 S  | * 7/2001  | Costello        | ..... D32/1 |
| D445,971 S  | * 7/2001  | Ueda et al.     | ..... D32/5 |

|              |          |                |             |
|--------------|----------|----------------|-------------|
| 6,294,258 B1 | 9/2001   | Gentile        |             |
| 6,381,874 B1 | 5/2002   | Floyd          |             |
| 6,405,453 B1 | 6/2002   | Salameh et al. |             |
| 6,431,735 B1 | 8/2002   | Fraizer        |             |
| 6,665,984 B1 | 12/2003  | Bienick et al. |             |
| 6,732,533 B1 | 5/2004   | Giles          |             |
| D495,453 S   | * 8/2004 | Baldwin et al. | ..... D32/8 |

\* cited by examiner

*Primary Examiner*—Louis S. Zarfaz

*Assistant Examiner*—Kathleen Sims

(74) *Attorney, Agent, or Firm*—John T. Winbum; Russell  
W. Warnock; Craig J. Loest


(57) **CLAIM**

The ornamental design for a dryer having a see-through door, as shown and described.

**DESCRIPTION**

FIG. 1 is a perspective view of dryer having a see-through door showing my ornamental design;  
FIG. 2 is a perspective view of the dryer having a see-through door embodiment shown in FIG. 1;  
FIG. 3 is a front plan view of the dryer having a see-through door embodiment shown in FIG. 1;  
FIG. 4 is a left side view of the dryer having a see-through door embodiment shown in FIG. 1;  
FIG. 5 is a right side view of the dryer having a see-through door embodiment shown in FIG. 1; and,  
FIG. 6 is a top plan view of the dryer having a see-through door embodiment shown in FIG. 1.

**1 Claim, 3 Drawing Sheets**






FIG. 1




FIG. 2

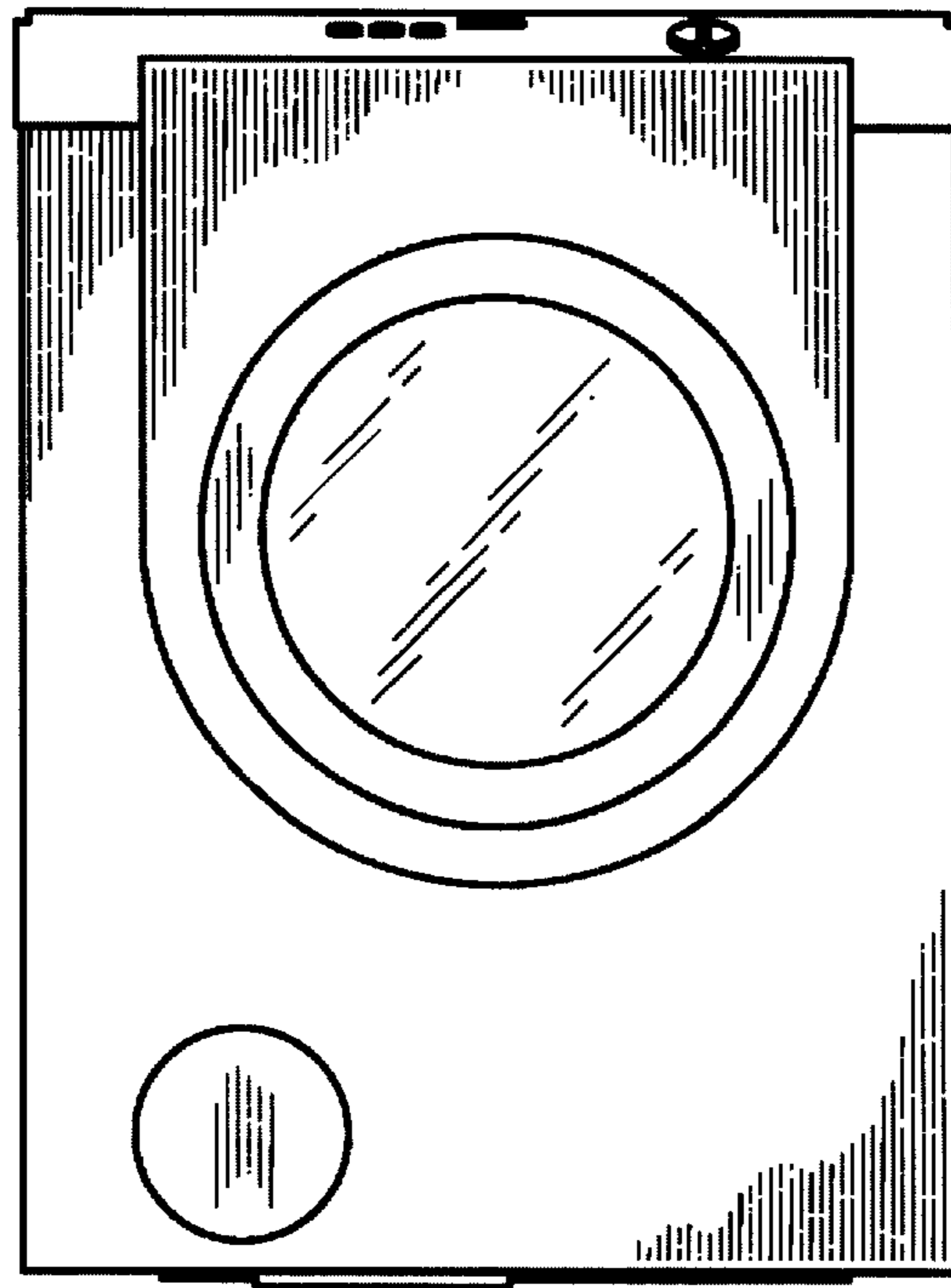


FIG. 3

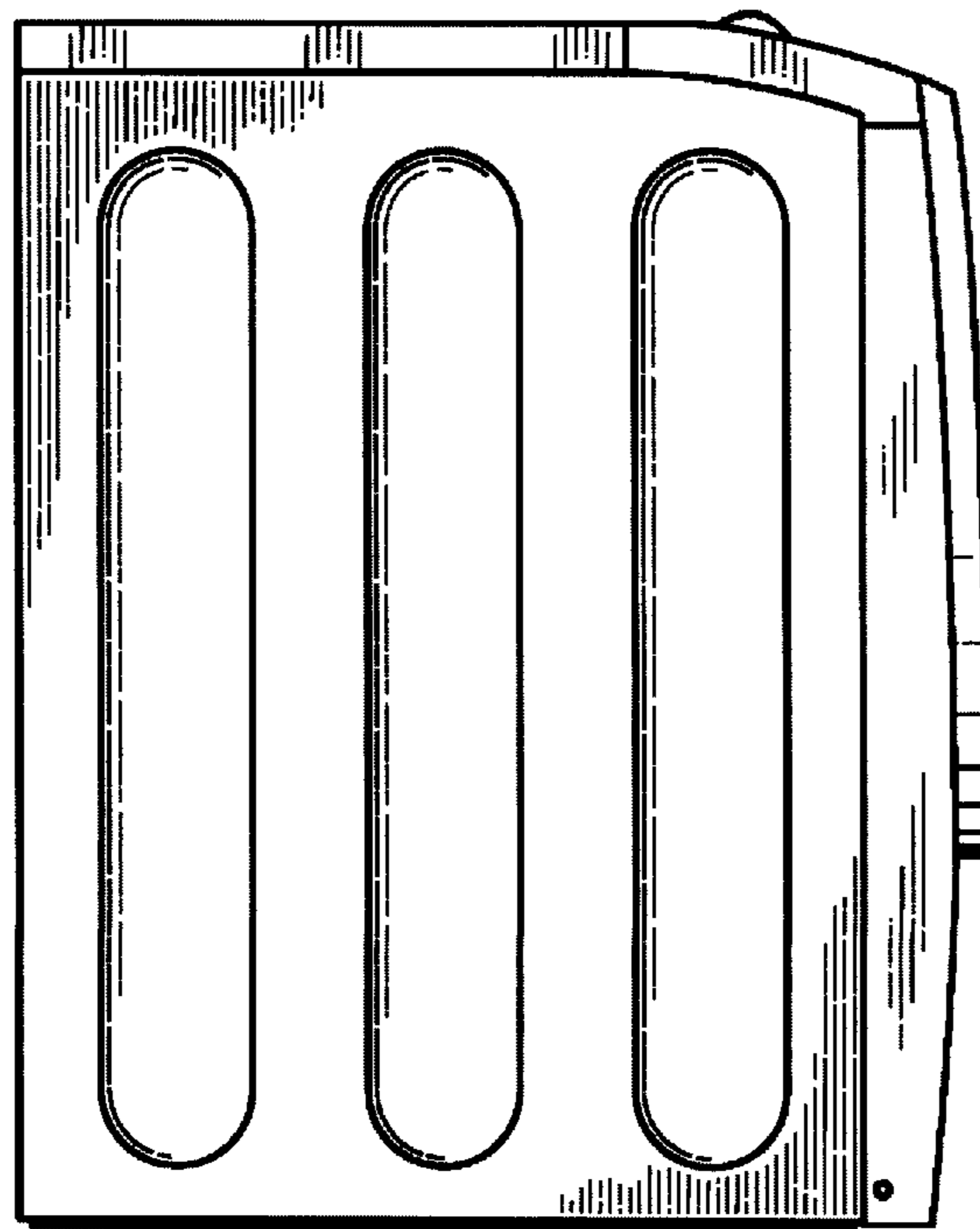


FIG. 4

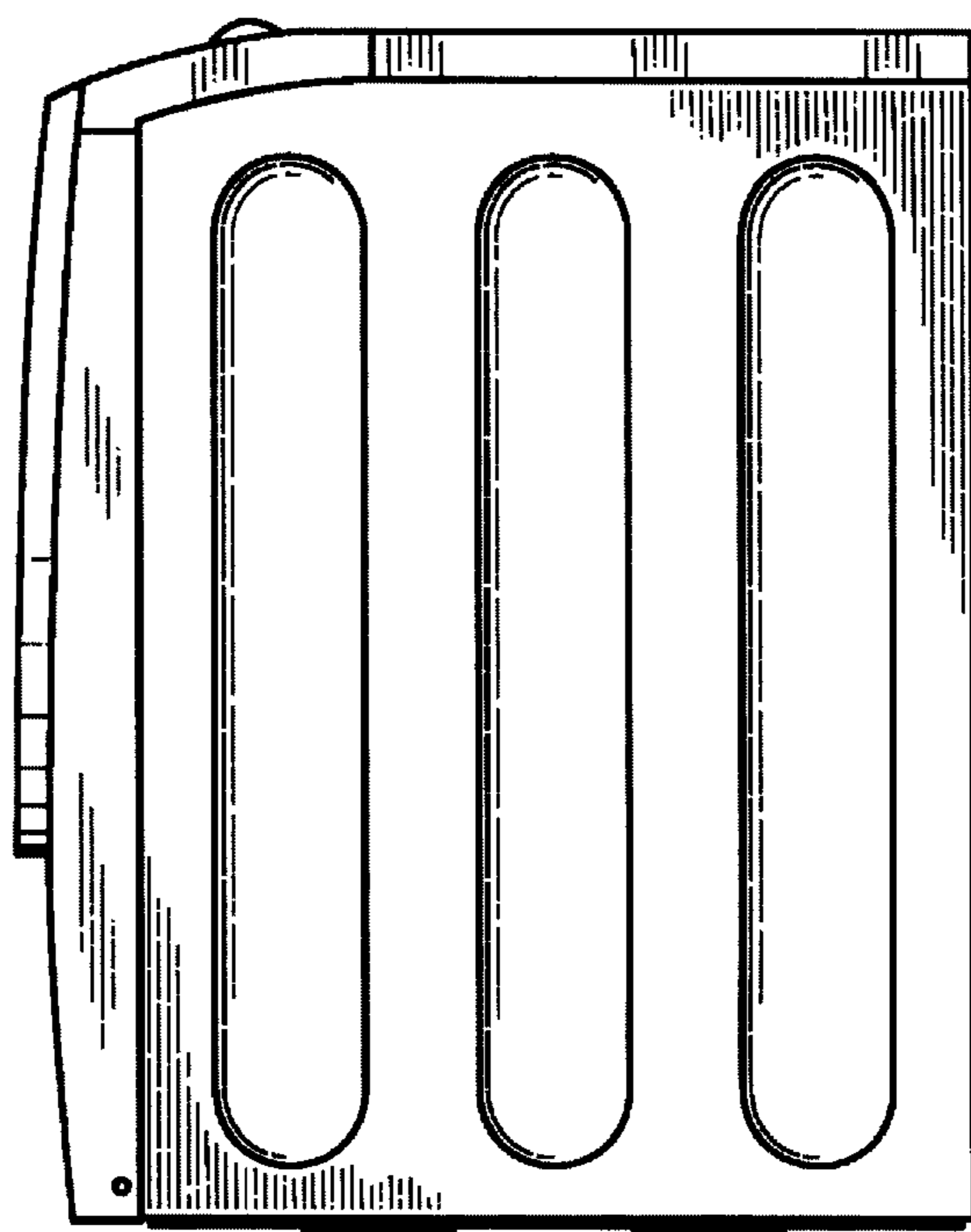


FIG. 5

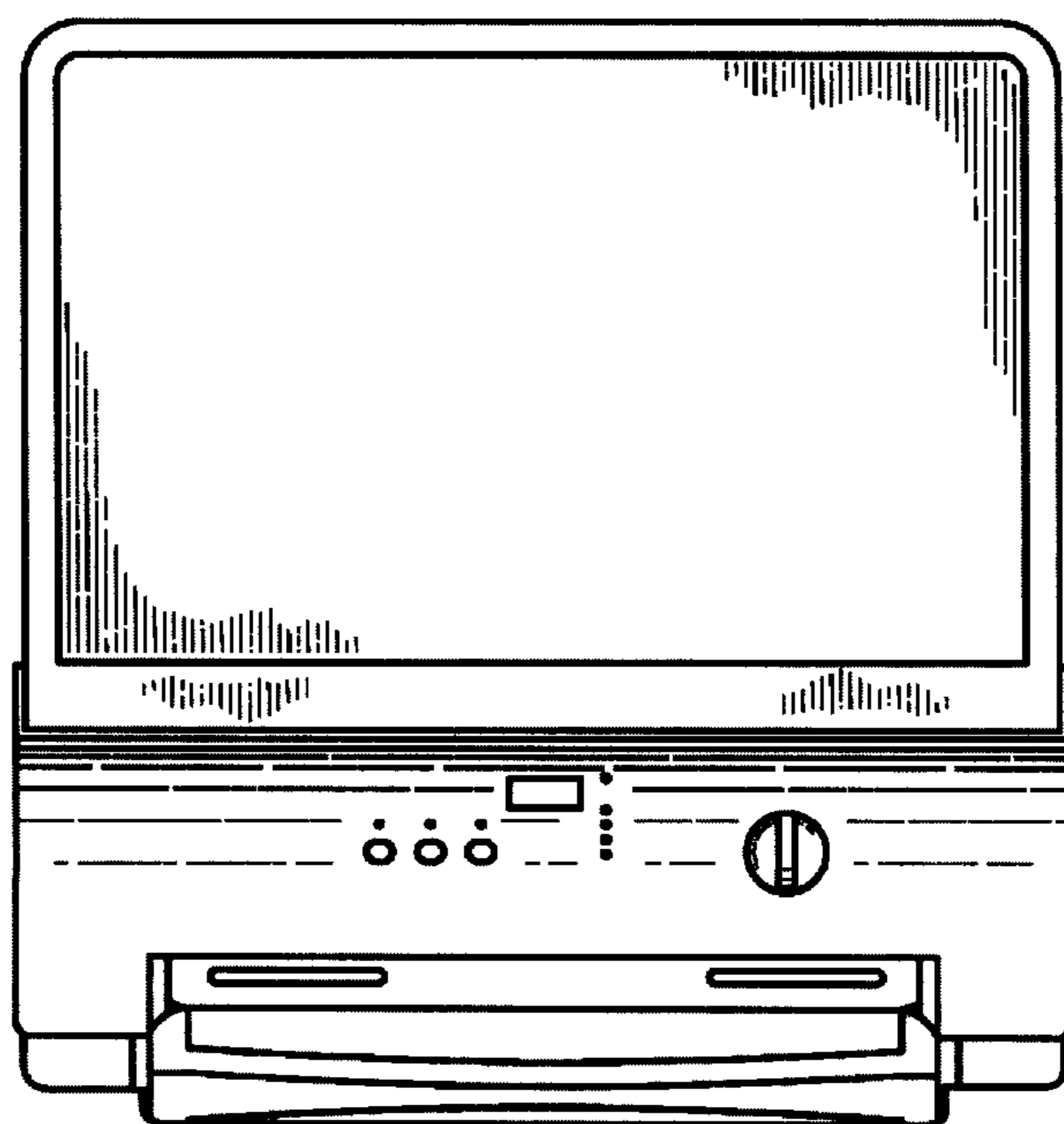


FIG. 6