



US00D531758S

(12) **United States Design Patent** (10) **Patent No.:** **US D531,758 S**
Jansheski et al. (45) **Date of Patent:** **** Nov. 7, 2006**

(54) **FLOSSING DEVICE**

(75) Inventors: **John M. Jansheski**, Maryville, TN (US); **Lex Shankle**, Maryville, TN (US); **Eric Mowell**, Maryville, TN (US); **Devin Moore**, Atlanta, GA (US); **Erick E. Rios**, Atlanta, GA (US); **Collin Farill**, Atlanta, GA (US)

(73) Assignee: **Dentek Oral Care, Inc.**, Maryville, TN (US)

(**) Term: **14 Years**

(21) Appl. No.: **29/240,730**

(22) Filed: **Oct. 18, 2005**

(51) **LOC (8) Cl.** **28-03**

(52) **U.S. Cl.** **D28/68**

(58) **Field of Classification Search** D28/65-68; D4/100-102; 433/141, 146, 147; 132/322-329
See application file for complete search history.

(56) **References Cited**

U.S. PATENT DOCUMENTS

577,468 A	2/1897	Tissington	
918,281 A	4/1909	Chambers	
1,414,604 A	5/1922	Thum	
4,041,962 A	8/1977	Johansson et al.	
4,162,687 A	7/1979	Lorch	
D284,896 S	7/1986	Ching-Chou	
D299,977 S	* 2/1989	Rinaudo	D28/68
D301,071 S	* 5/1989	Franchi	D28/65
D308,265 S	* 5/1990	Shaw et al.	D28/65
D316,617 S	* 4/1991	Cheung	D28/68
D348,332 S	* 6/1994	Haggett-King et al.	D28/68
5,388,600 A	2/1995	Hart	

D382,367 S	* 8/1997	Andrade et al.	D28/65
5,738,125 A	4/1998	Lin	
D412,043 S	7/1999	Dolan et al.	
D424,748 S	5/2000	Dolan et al.	
6,102,051 A	8/2000	Neves	
2003/0098037 A1	* 5/2003	Dougan et al.	132/323
2005/0217692 A1	* 10/2005	Chodorow et al.	132/323

FOREIGN PATENT DOCUMENTS

GB 202 439 8/1923

* cited by examiner

Primary Examiner—Janice E. Seeger

Assistant Examiner—Zenia I Bennett

(74) *Attorney, Agent, or Firm*—Luedeka, Neely & Graham, PC

(57) **CLAIM**

The ornamental design for a flossing device, as shown and described.

DESCRIPTION

FIG. 1 is a rear perspective view of the flossing device of my new design;

FIG. 2 is a top view of the flossing device of my new design;

FIG. 3 is a left side view of the flossing device of my new design, the right side view being identical thereto;

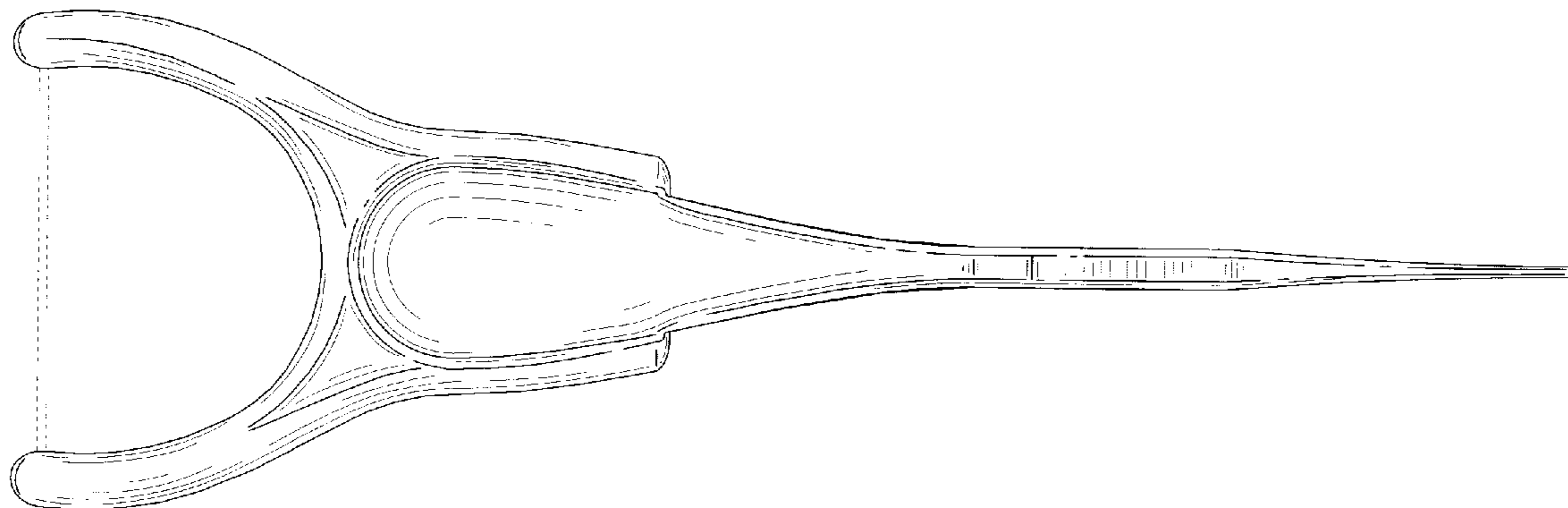
FIG. 4 is a bottom view of the flossing device of my new design;

FIG. 5 is a front end view of the flossing device of my new design; and,

FIG. 6 is a rear end view of the flossing device of my new design.

The broken lines in the drawing are for illustrative purposes only and form no part of the claimed design.

1 Claim, 5 Drawing Sheets



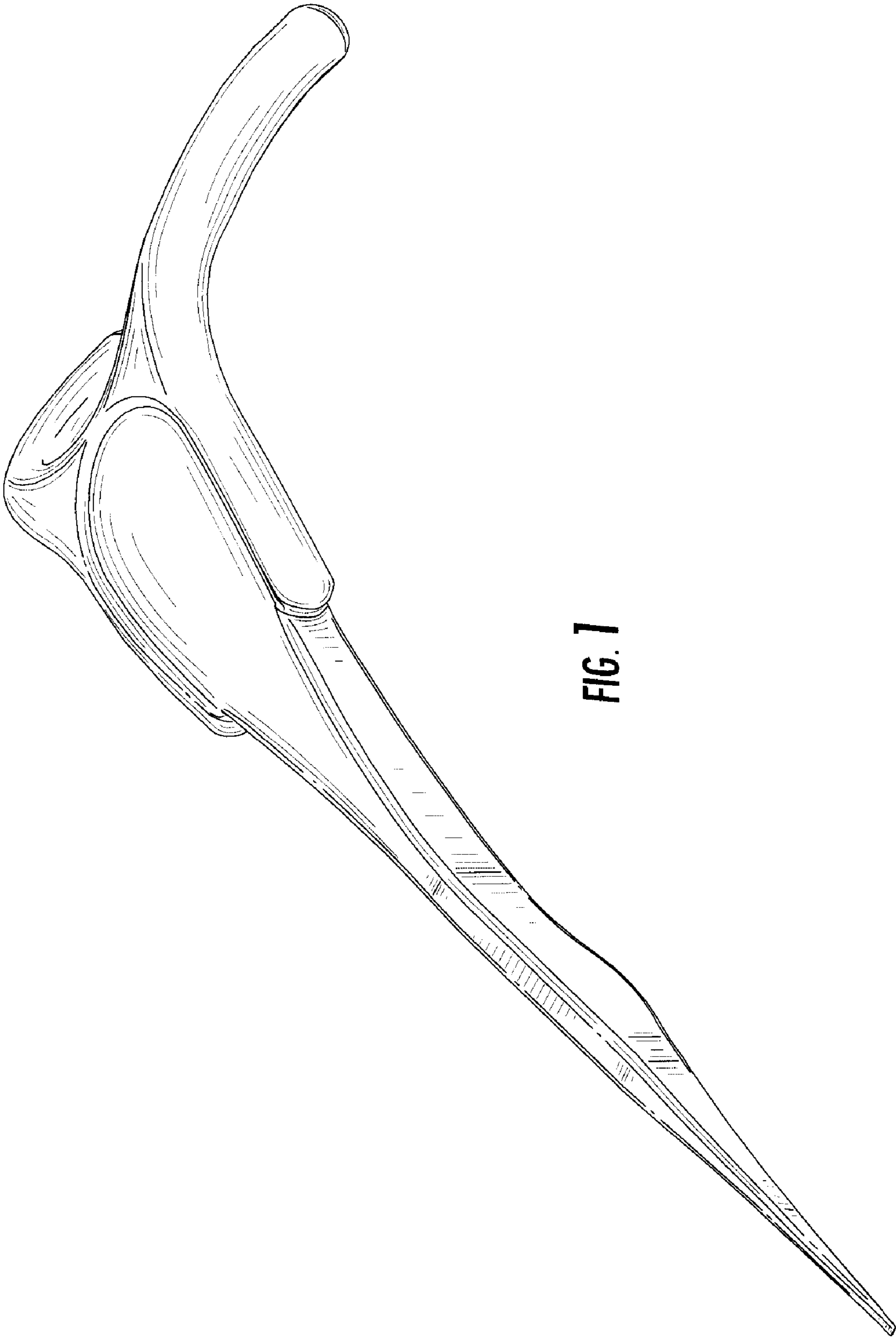


FIG. 7

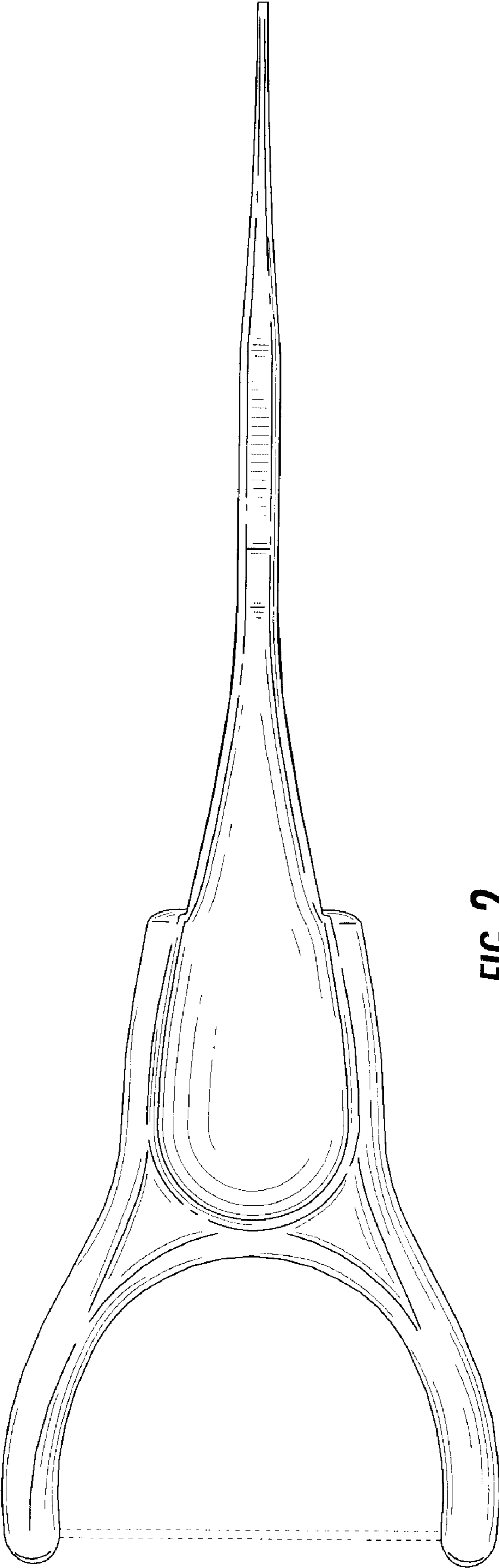


FIG. 2

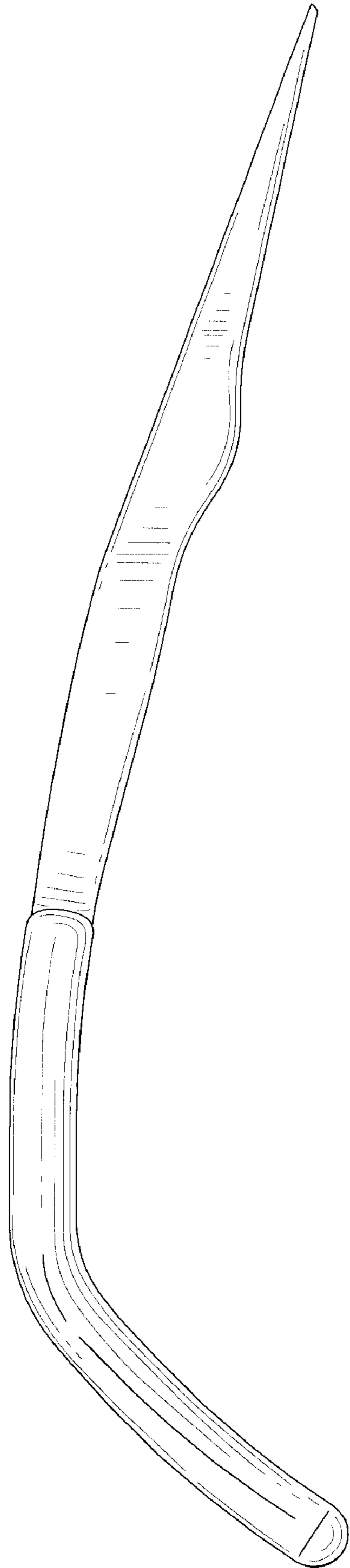


FIG. 3

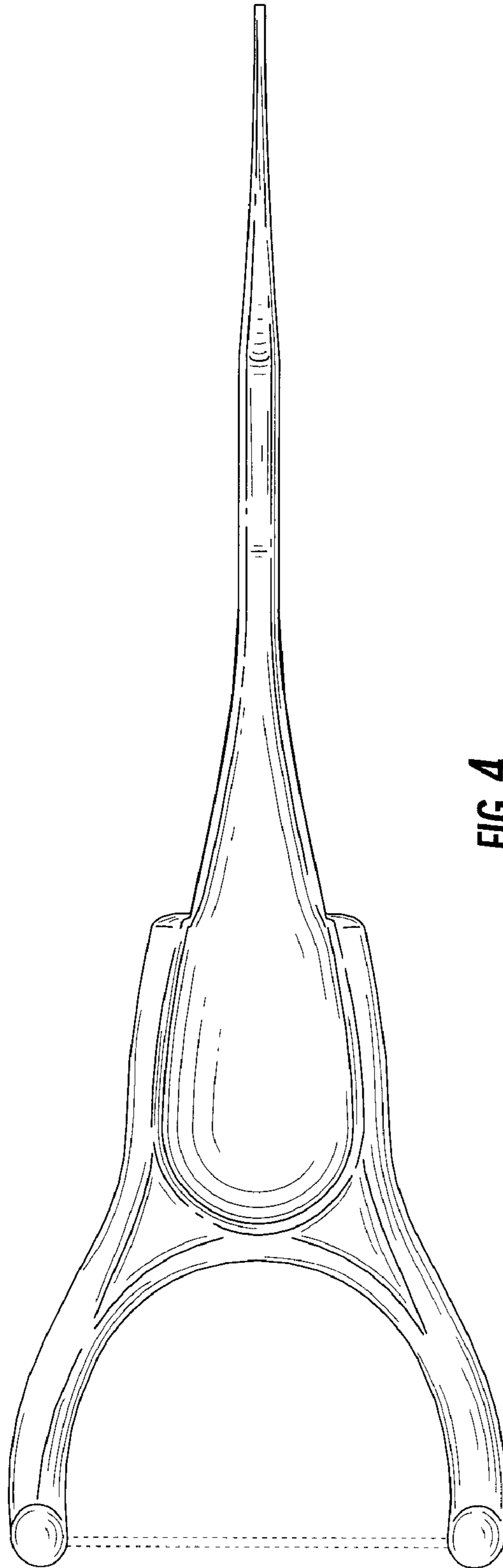


FIG. 4

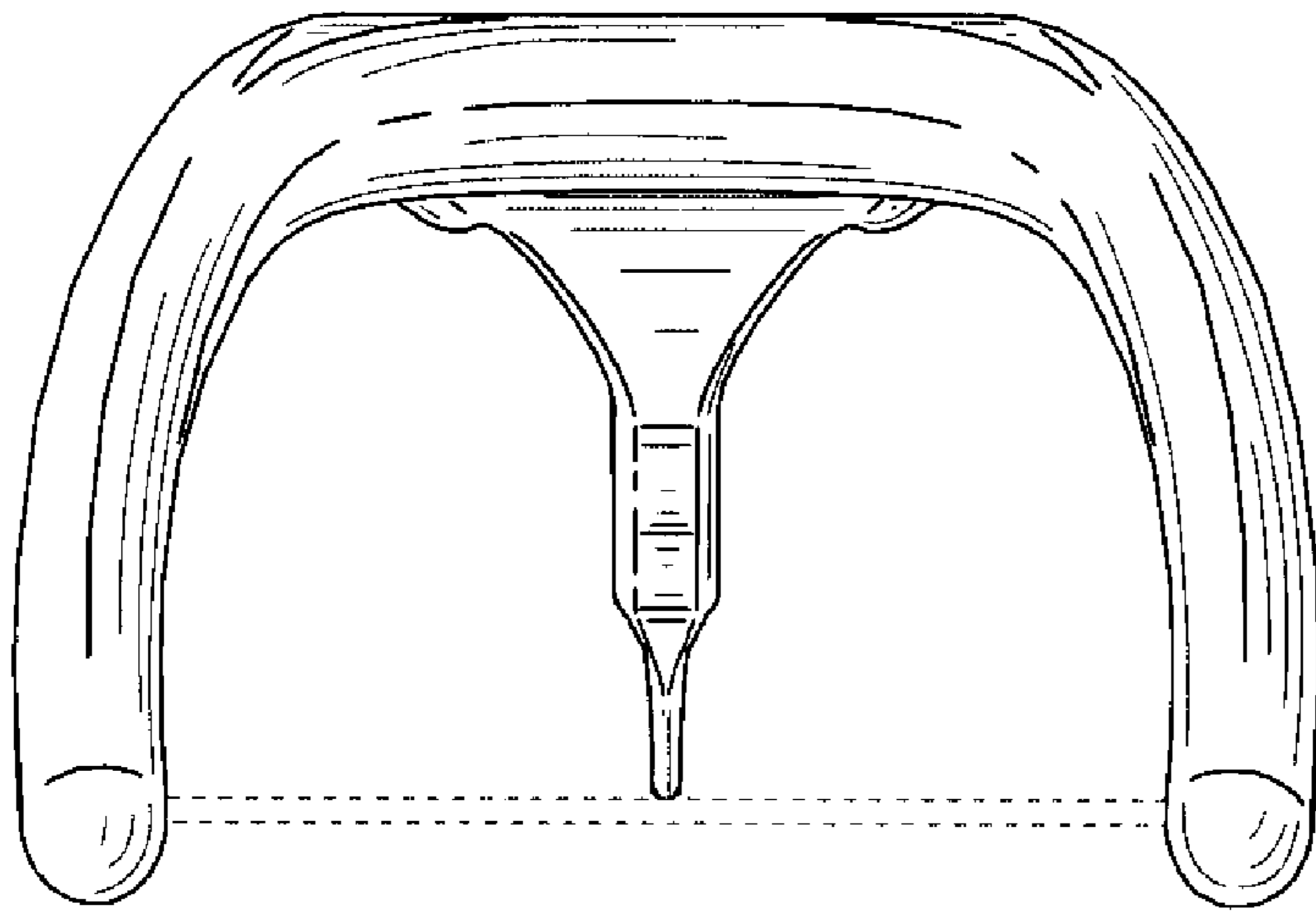


FIG. 5

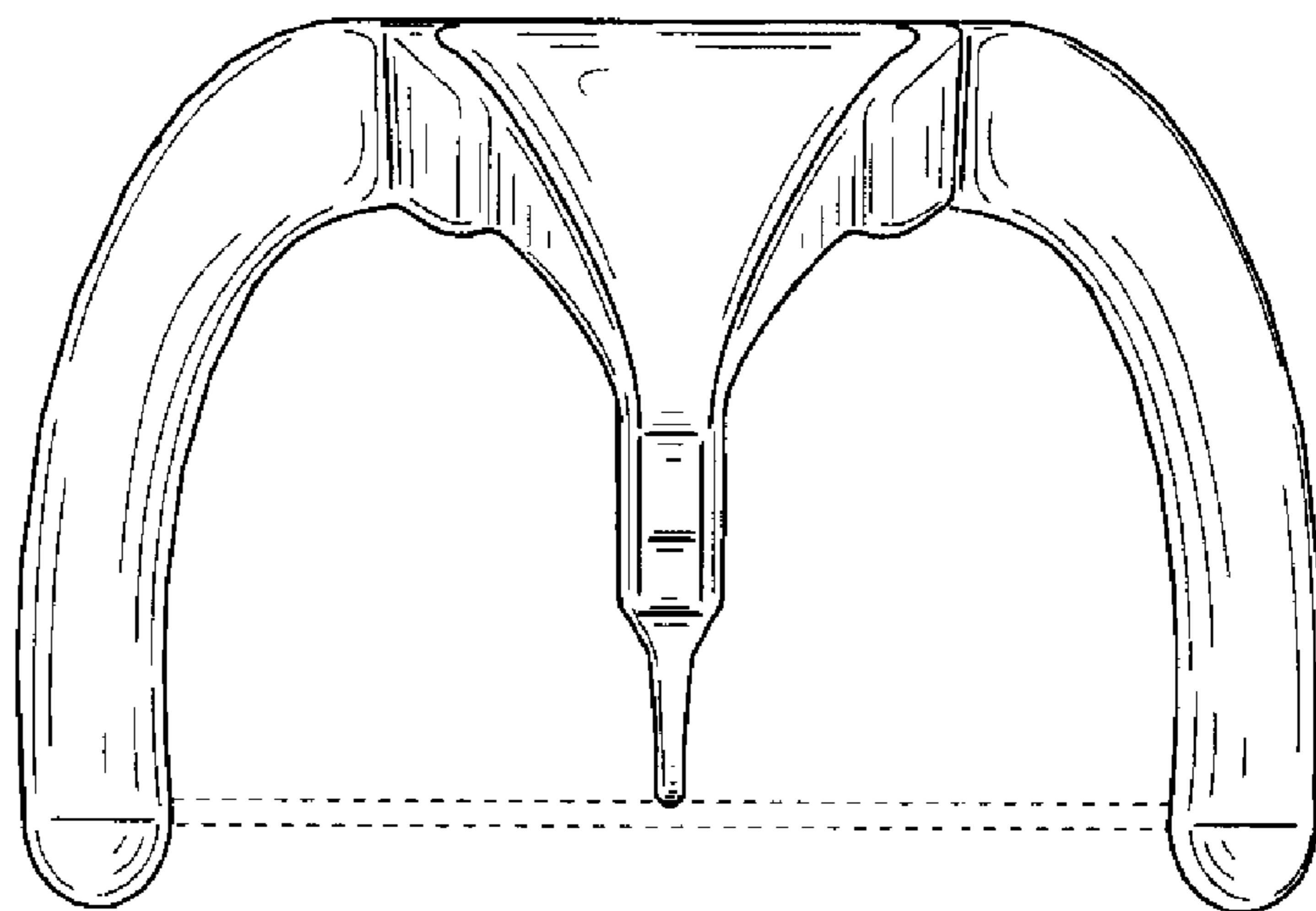


FIG. 6