



US00D531756S

(12) **United States Design Patent**
Yost et al.

(10) **Patent No.:** **US D531,756 S**

(45) **Date of Patent:** **** Nov. 7, 2006**

(54) **FLOSSING DEVICE**

(75) Inventors: **Kevin Yost**, Winnetka, IL (US); **Randy Soibel**, Chicago, IL (US); **Richard S. Demke**, Homer Glen, IL (US); **Tom Studney**, River Forest, IL (US); **Russell Glen Kalbfeld**, Naperville, IL (US); **Kristin Noelle Vitek**, Chicago, IL (US); **H. Allen Achepohl**, Western Springs, IL (US); **Larry Fenske**, Madison, WI (US); **John Miller**, Sun Prairie, WI (US); **Evan Sparks**, Madison, WI (US)

(73) Assignee: **Sunstar Americas Inc.**, Chicago, IL (US)

(**) Term: **14 Years**

(21) Appl. No.: **29/235,244**

(22) Filed: **Jul. 29, 2005**

(51) **LOC (8) Cl.** **28-03**

(52) **U.S. Cl.** **D28/68**

(58) **Field of Classification Search** D28/65-68;
D4/100-102; 433/141, 146, 147; 132/322-329
See application file for complete search history.

(56) **References Cited**

U.S. PATENT DOCUMENTS

- D274,759 S * 7/1984 Starks D28/68
- D285,616 S * 9/1986 Beggs et al. D28/68
- D313,091 S * 12/1990 Kuo D28/68
- D319,325 S * 8/1991 Green D28/68

- D323,721 S * 2/1992 Bushberger D28/68
- D354,154 S * 1/1995 Topelko D28/68
- D358,002 S * 5/1995 Rakocy D28/68
- D376,673 S * 12/1996 Topelko D28/68
- D424,748 S * 5/2000 Dolan et al. D28/68
- D493,577 S * 7/2004 Winkler D28/68

* cited by examiner

Primary Examiner—Janice E. Seeger

Assistant Examiner—Zenia I Bennett

(74) *Attorney, Agent, or Firm*—Gardner Carton & Douglas LLP

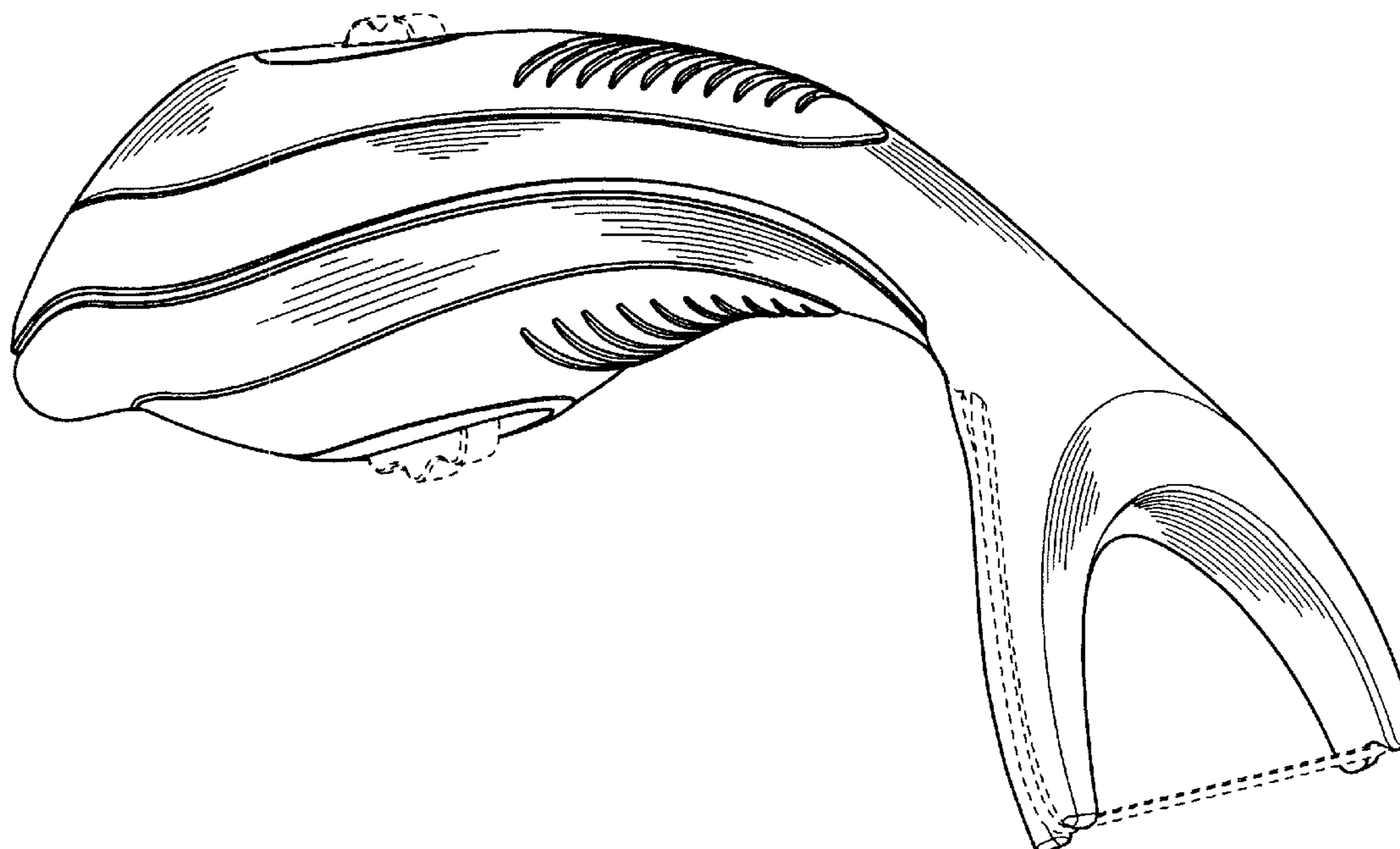
(57) **CLAIM**

The ornamental design for a flossing device, as shown and described.

DESCRIPTION

FIG. 1 is a front perspective view of the flossing device; FIG. 2 is a bottom elevation view of the flossing device of FIG. 1; FIG. 3 is a top elevation view of the flossing device of FIG. 1; FIG. 4 is a right side elevation view of the flossing device of FIG. 1; FIG. 5 is a left side elevation view of the flossing device of FIG. 1; FIG. 6 is a front plan view of the flossing device of FIG. 1; and, FIG. 7 is a rear plan view of the flossing device of FIG. 1. The broken lines in the drawing are for illustrative purposes only and form no part of the claimed design.

1 Claim, 4 Drawing Sheets



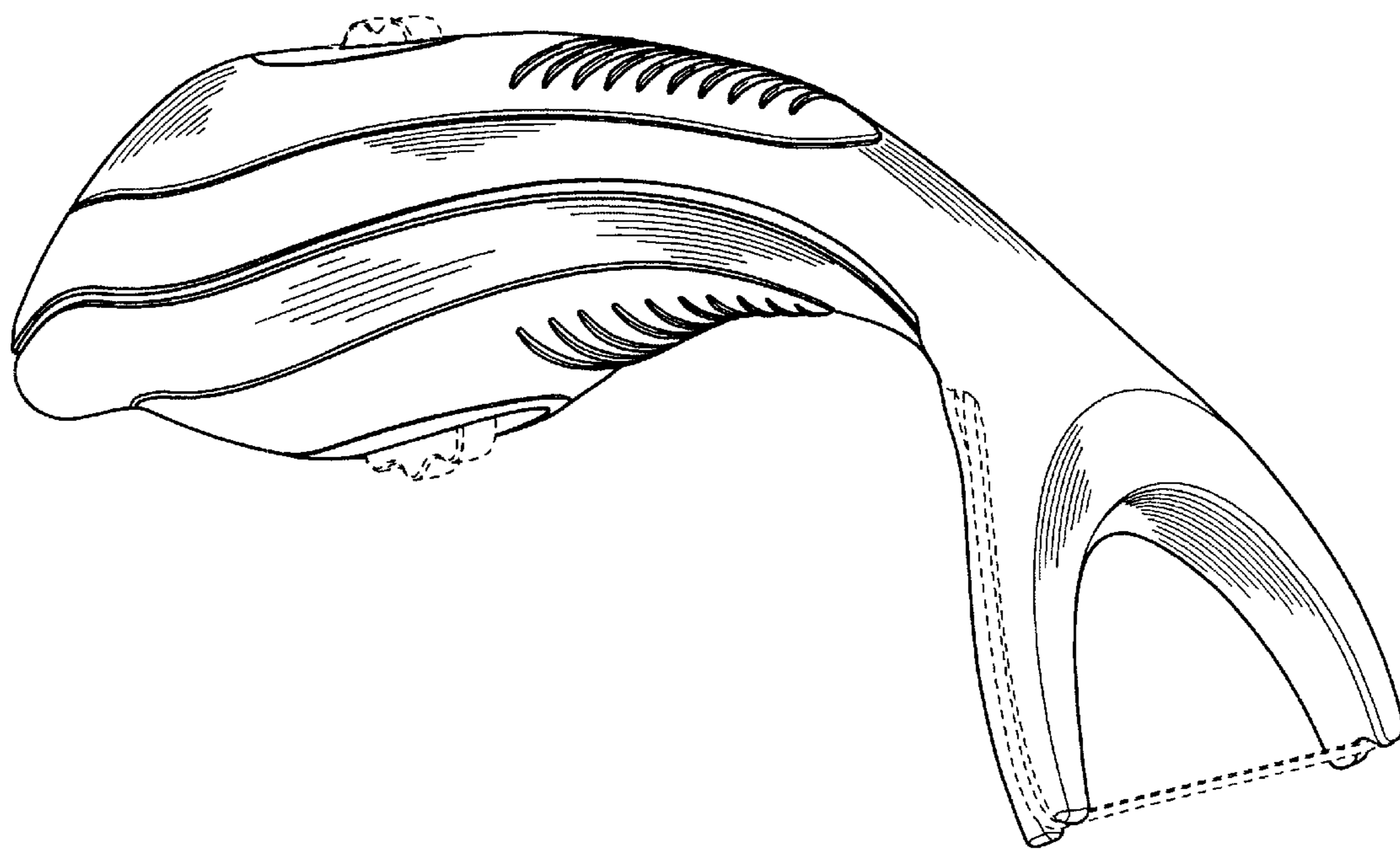


FIG. 1

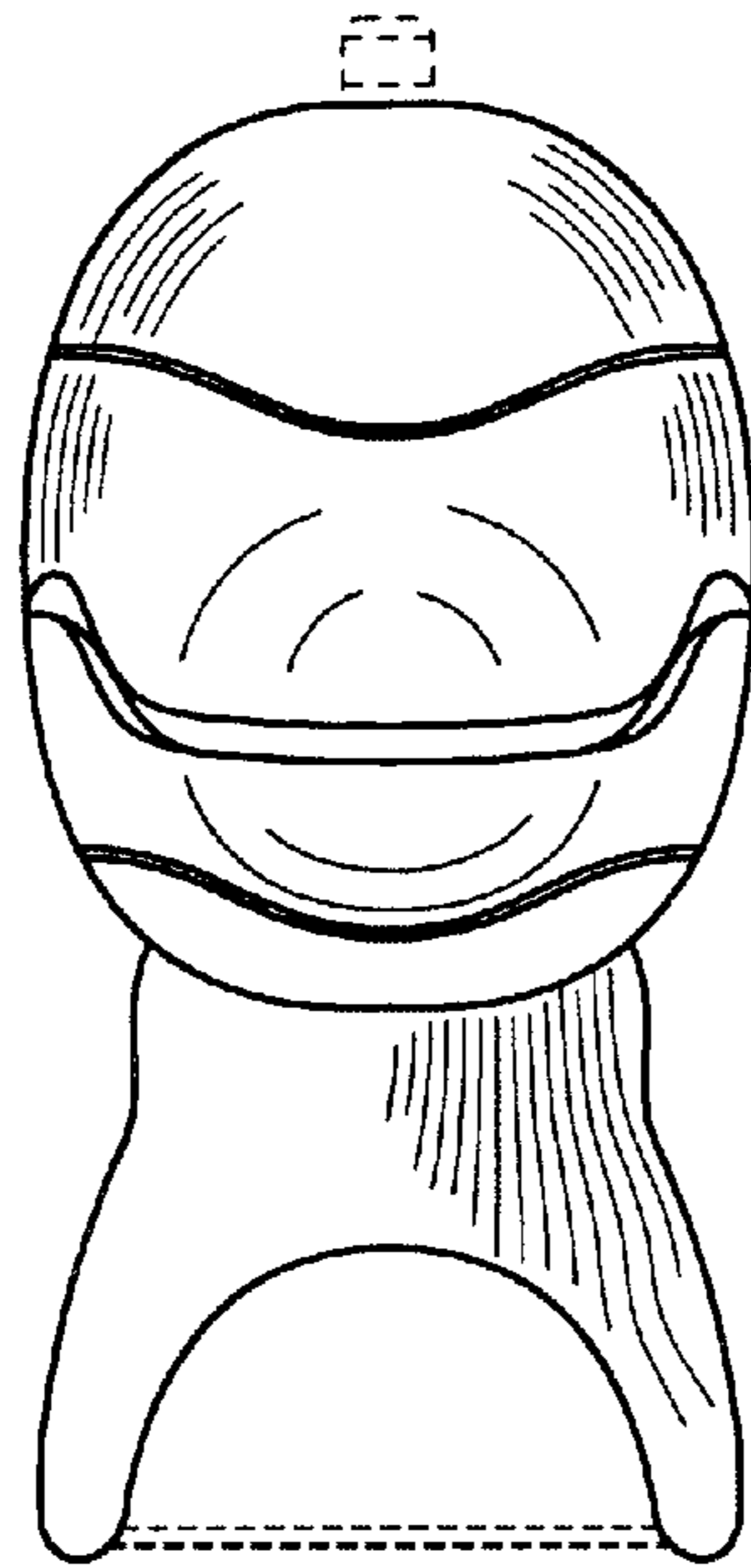


FIG. 2

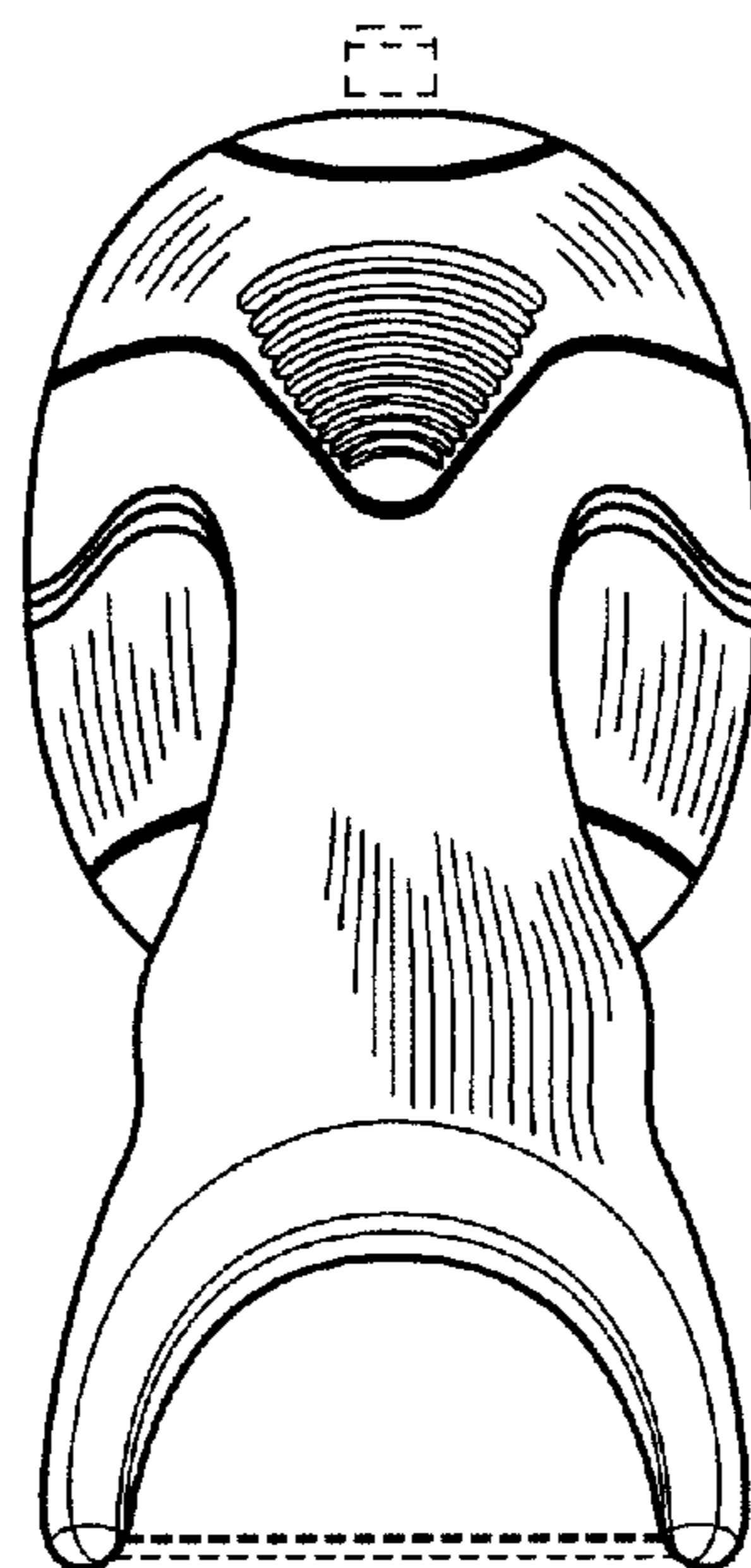


FIG. 3

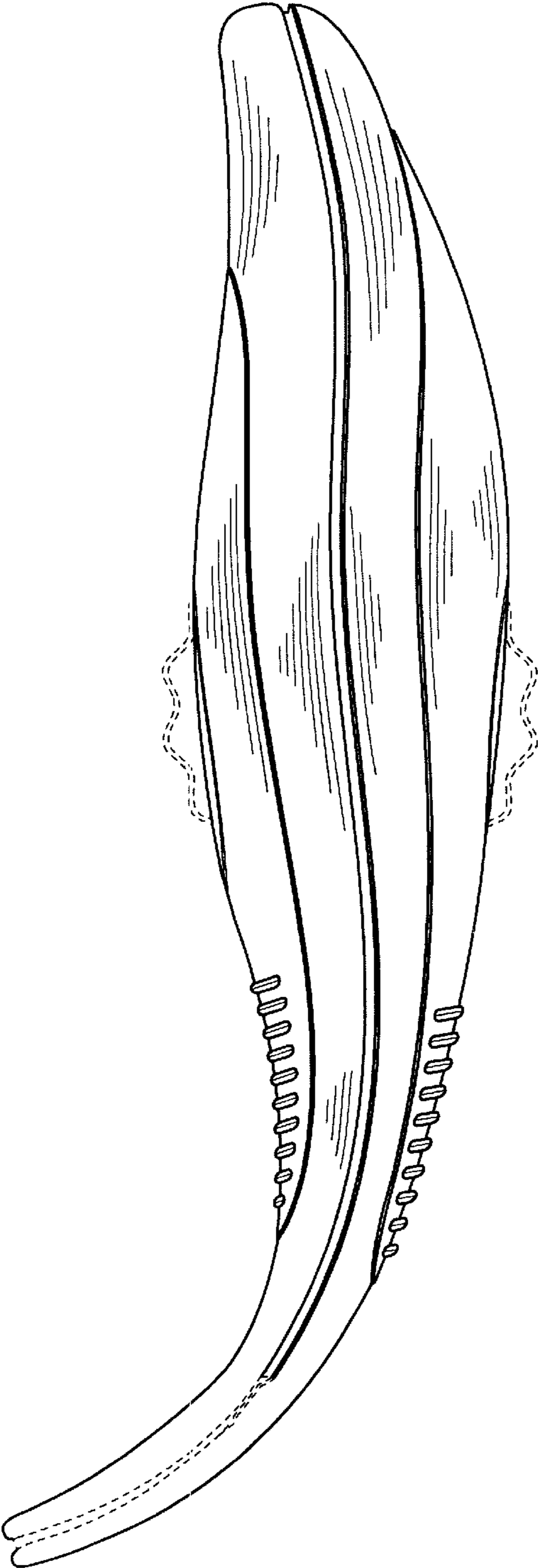


FIG. 4

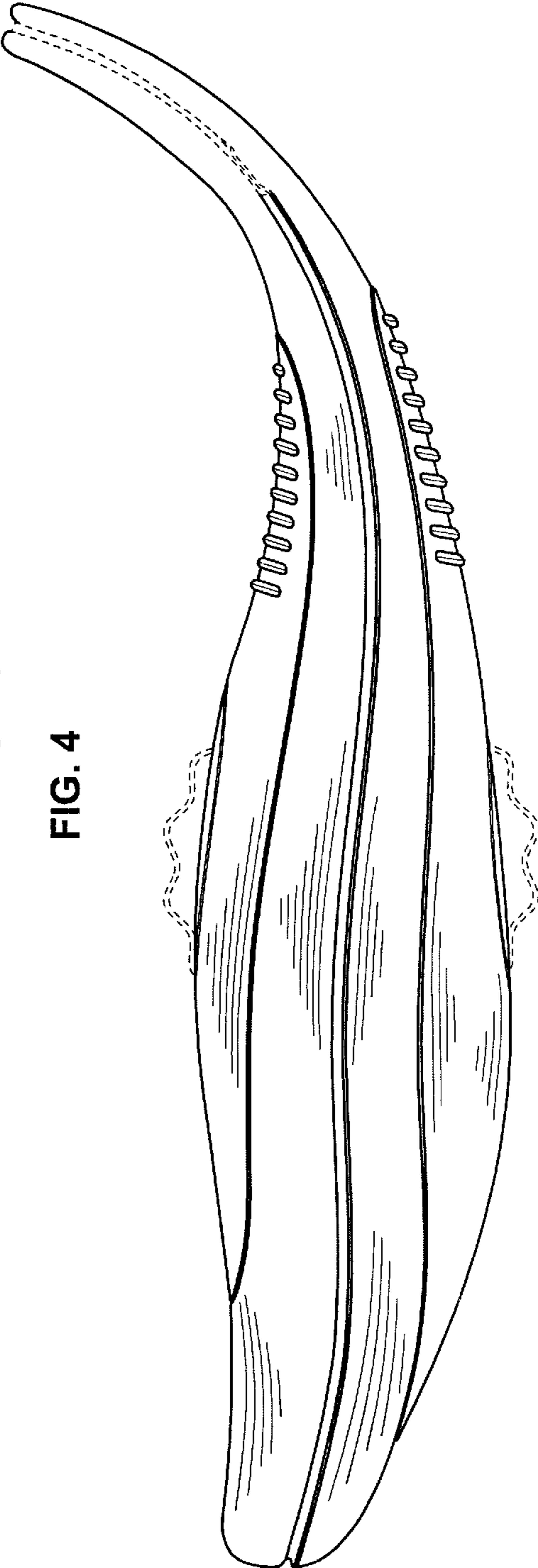


FIG. 5

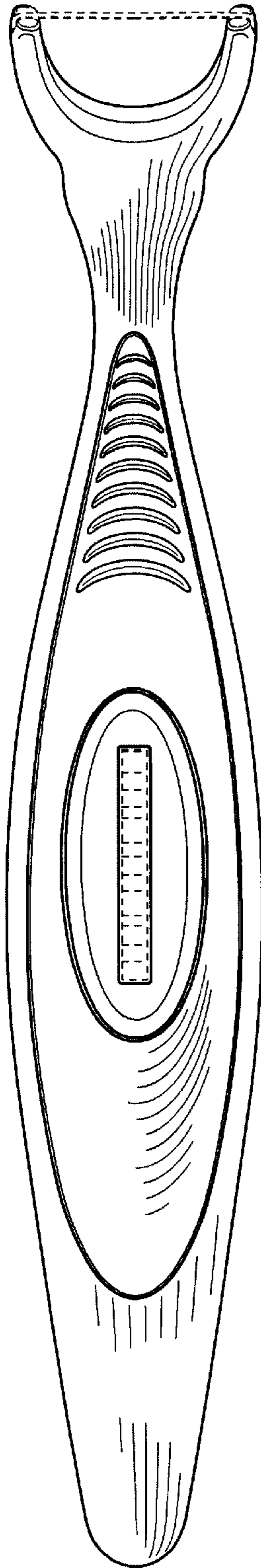


FIG. 6

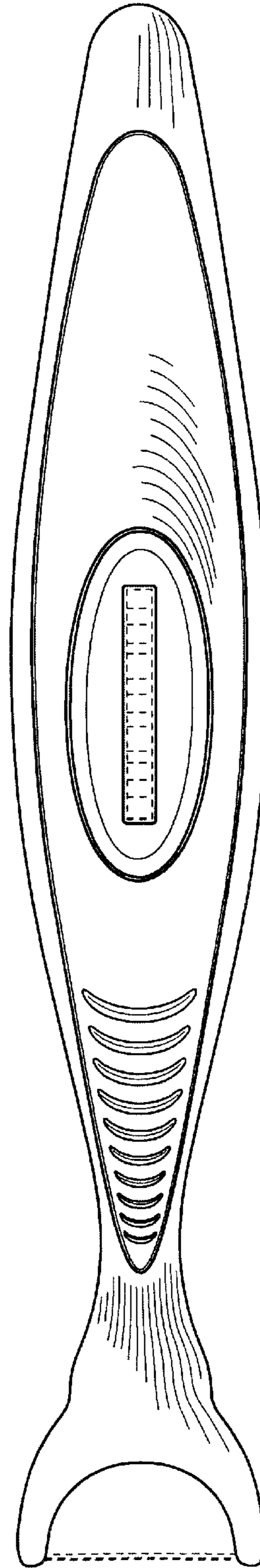


FIG. 7