



US00D531752S

(12) **United States Design Patent** (10) **Patent No.:** **US D531,752 S**  
**Flores** (45) **Date of Patent:** **\*\* Nov. 7, 2006**

(54) **SCROLL**

(75) Inventor: **Miguel Flores**, Riverside, CA (US)

(73) Assignee: **Minka Lighting, Inc.**, Corona, CA (US)

(\*\*) Term: **14 Years**

(21) Appl. No.: **29/251,121**

(22) Filed: **Jan. 4, 2006**

(51) **LOC (8) Cl.** ..... **26-99**

(52) **U.S. Cl.** ..... **D26/155**; D26/87; D26/92

(58) **Field of Classification Search** ..... D26/81-92,  
D26/138, 155, 143-145; 362/147, 404-408,  
362/432

See application file for complete search history.

(56) **References Cited**

**U.S. PATENT DOCUMENTS**

D35,500 S	*	12/1901	Seips	.....	D26/155
D66,118 S	*	12/1924	Goddard	.....	D26/145
D67,560 S	*	6/1925	Walker	.....	D26/155
D73,633 S	*	10/1927	Abrams	.....	D26/146
D74,552 S	*	2/1928	Crawford	.....	D26/145
D385,380 S	*	10/1997	Porter et al.	.....	D26/81
D419,717 S	*	1/2000	Dolan	.....	D26/155

**OTHER PUBLICATIONS**

Minka-Lavery 2005 catalog; Jan. 2005; pp. 29-34; Minka Lighting, Inc.; U.S.A.

Thomas Lighting Internet Catalog; Olympia Single Light Wall Sconce; Model #M1924-45; printed from www.lightinguniverse.com on Feb. 11, 2006.

Sea Gull Lighting Internet Catalog; Model #42040-734; printed from www.lightinguniverse.com on Feb. 11, 2006. Maxim Lighting Internet Catalog; Model #20618VAOI; printed from www.lightinguniverse.com on Feb. 11, 2006. U.S. Appl. No. 29/251,194, Miguel Flores. U.S. Appl. No. 29/251,124, Miguel Flores. U.S. Appl. No. 29/251,148, Miguel Flores. U.S. Appl. No. 29/251,120, Miguel Flores.

\* cited by examiner

*Primary Examiner*—Clare E Heflin

(74) *Attorney, Agent, or Firm*—Baker & McKenzie LLP

(57) **CLAIM**

The ornamental design for a scroll, as shown and described.

**DESCRIPTION**

FIG. 1 is a perspective view from below of a scroll in accordance with my design;

FIG. 2 is a top plan view of the scroll in accordance with my design;

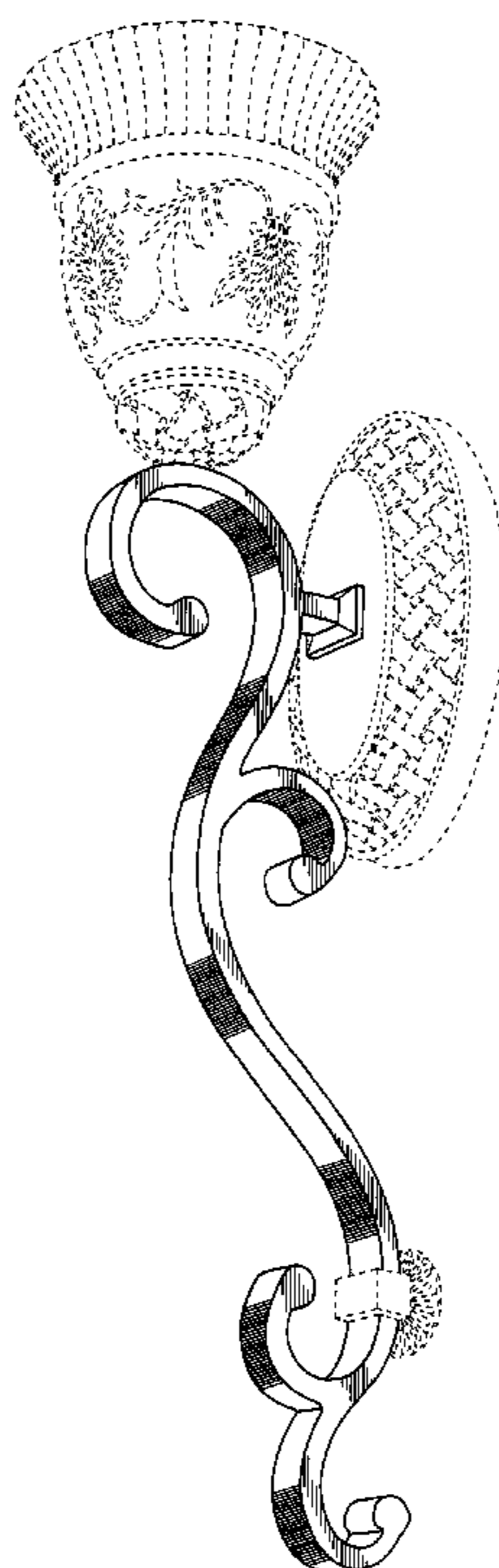
FIG. 3 is a bottom plan view of the scroll in accordance with my design;

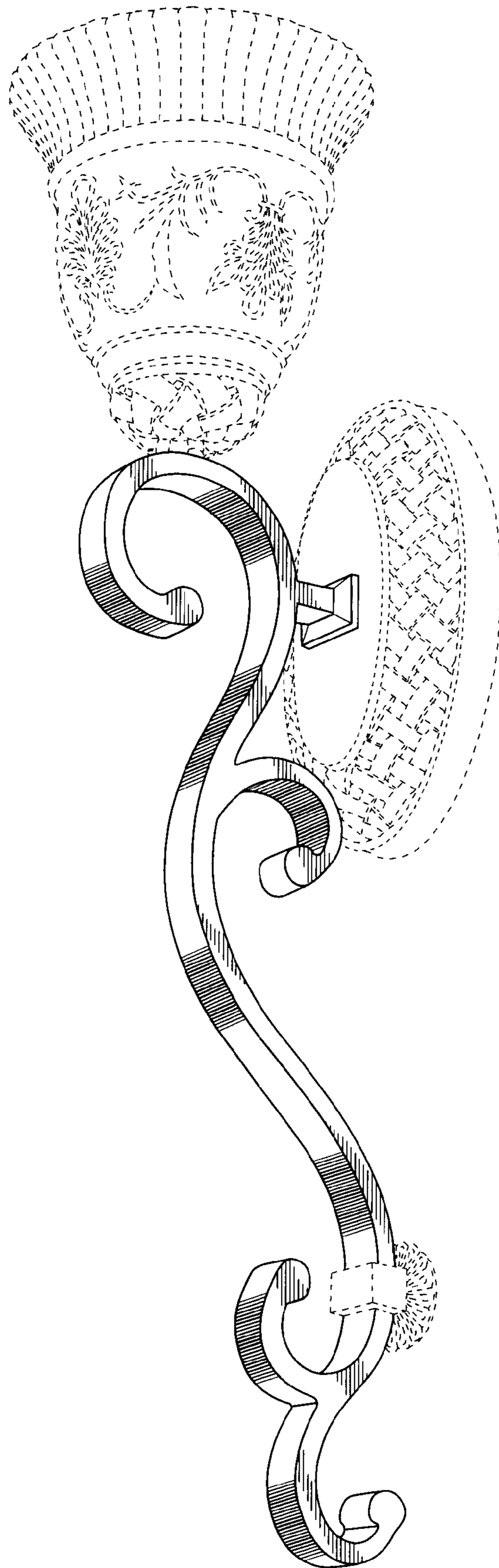
FIG. 4 is a front elevation view of the scroll in accordance with my design; and,

FIG. 5 is a side elevation view of the scroll in accordance with my design, the opposite side being a mirror image of that shown.

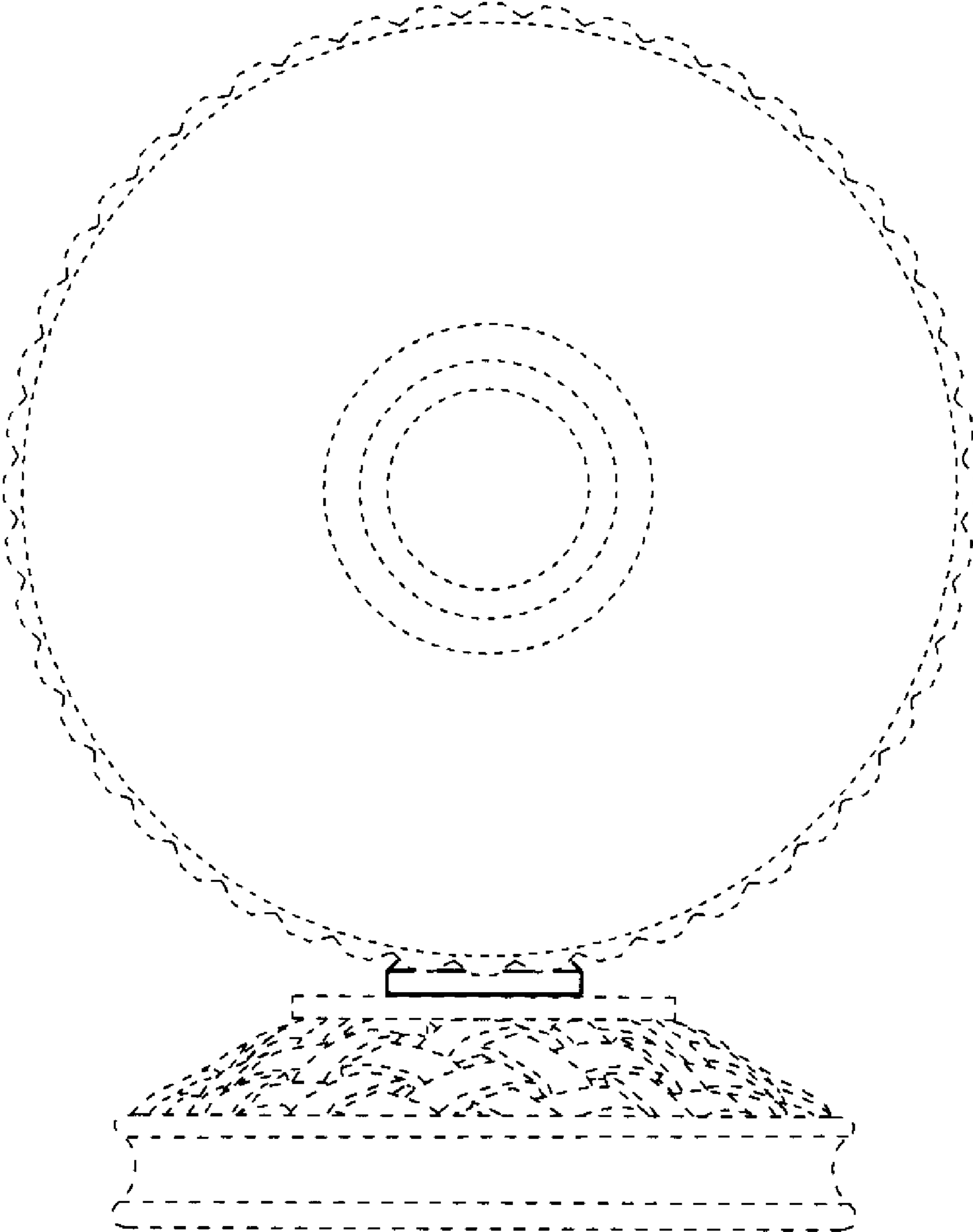
The broken lines showing environmental structure are for illustrative purposes only and form no part of the claimed invention.

**1 Claim, 5 Drawing Sheets**

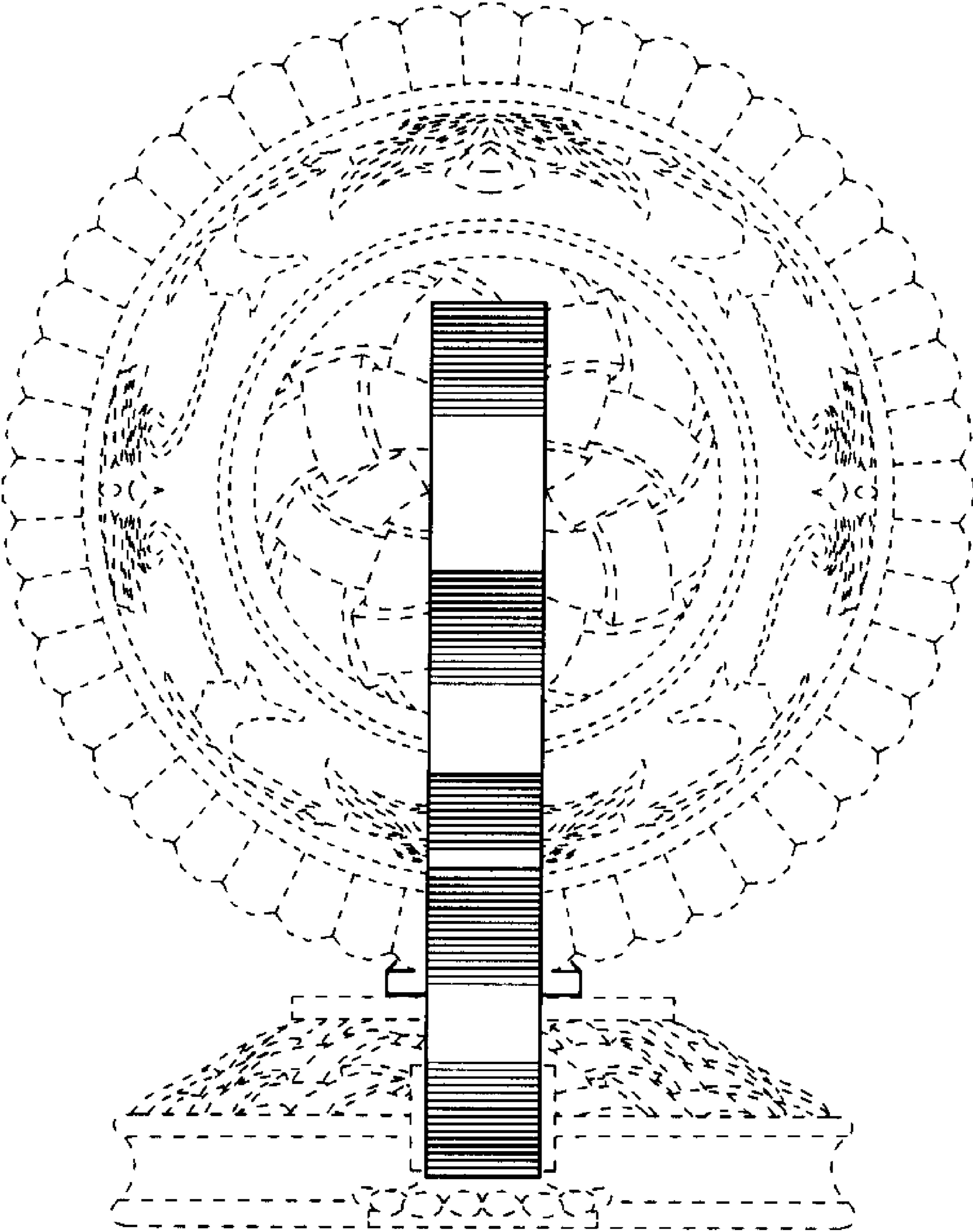




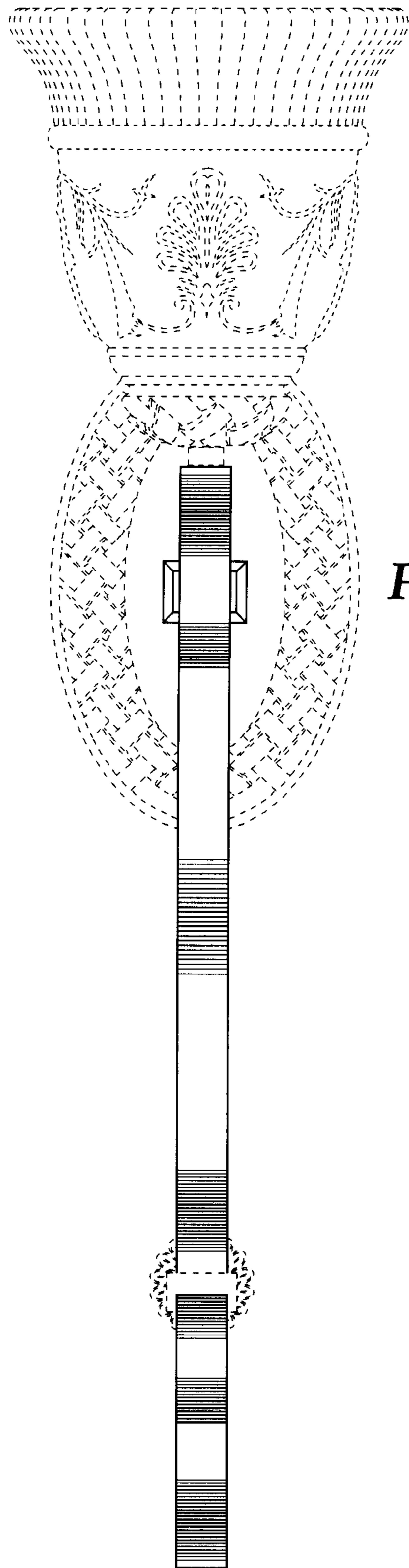
*Fig.1*



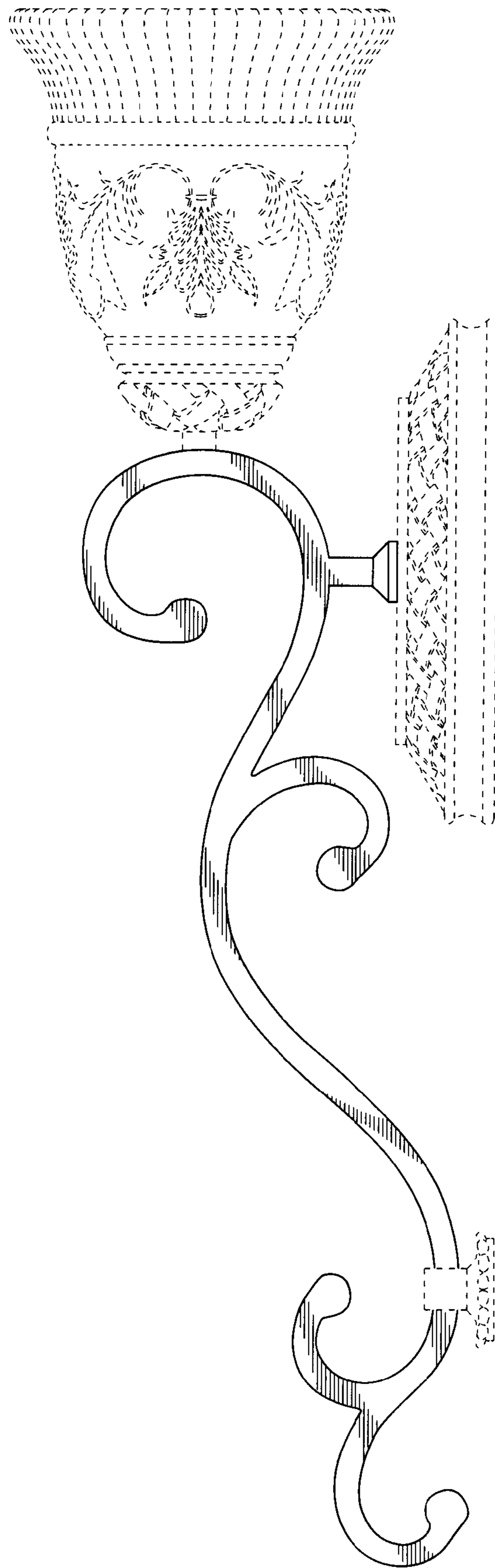
*Fig.2*



*Fig.3*



*Fig.4*



*Fig.5*