



US00D531739S

(12) **United States Design Patent**
Folliard

(10) **Patent No.:** **US D531,739 S**

(45) **Date of Patent:** **** Nov. 7, 2006**

(54) **TILE WITH DISCRETE WAVY LINE PATTERN**

(75) Inventor: **Sharon Folliard**, Chicago, IL (US)

(73) Assignee: **Johnsonite Inc.**, Chagrin Falls, OH (US)

(**) Term: **14 Years**

(21) Appl. No.: **29/235,628**

(22) Filed: **Aug. 4, 2005**

(51) **LOC (8) Cl.** **25-01**

(52) **U.S. Cl.** **D25/163**

(58) **Field of Classification Search** D25/138,
D25/157, 158, 159, 160, 161, 162, 163; 119/525,
119/526; 52/311.1, 311.2, 314, 316, 384,
52/386

See application file for complete search history.

(56) **References Cited**

U.S. PATENT DOCUMENTS

D132,537 S	*	5/1942	Rhodes	D29/125
D200,312 S	*	2/1965	Monroe	D25/158
D200,313 S	*	2/1965	Monroe	D25/163
D229,676 S	*	12/1973	Koch	D25/163

D244,543 S	*	5/1977	Tellman et al.	D25/163
D248,324 S	*	6/1978	Stichtenoth	D25/48
D377,398 S	*	1/1997	Adam	D25/158
D462,130 S	*	8/2002	Kotler	D25/163
D487,318 S	*	3/2004	Baxter	D25/163
D488,872 S	*	4/2004	Froech	D25/157
D508,180 S	*	8/2005	Sneed	D6/582

* cited by examiner

Primary Examiner—Doris Clark

(74) *Attorney, Agent, or Firm*—D. Peter Hochberg; Sean Mellino


(57) **CLAIM**

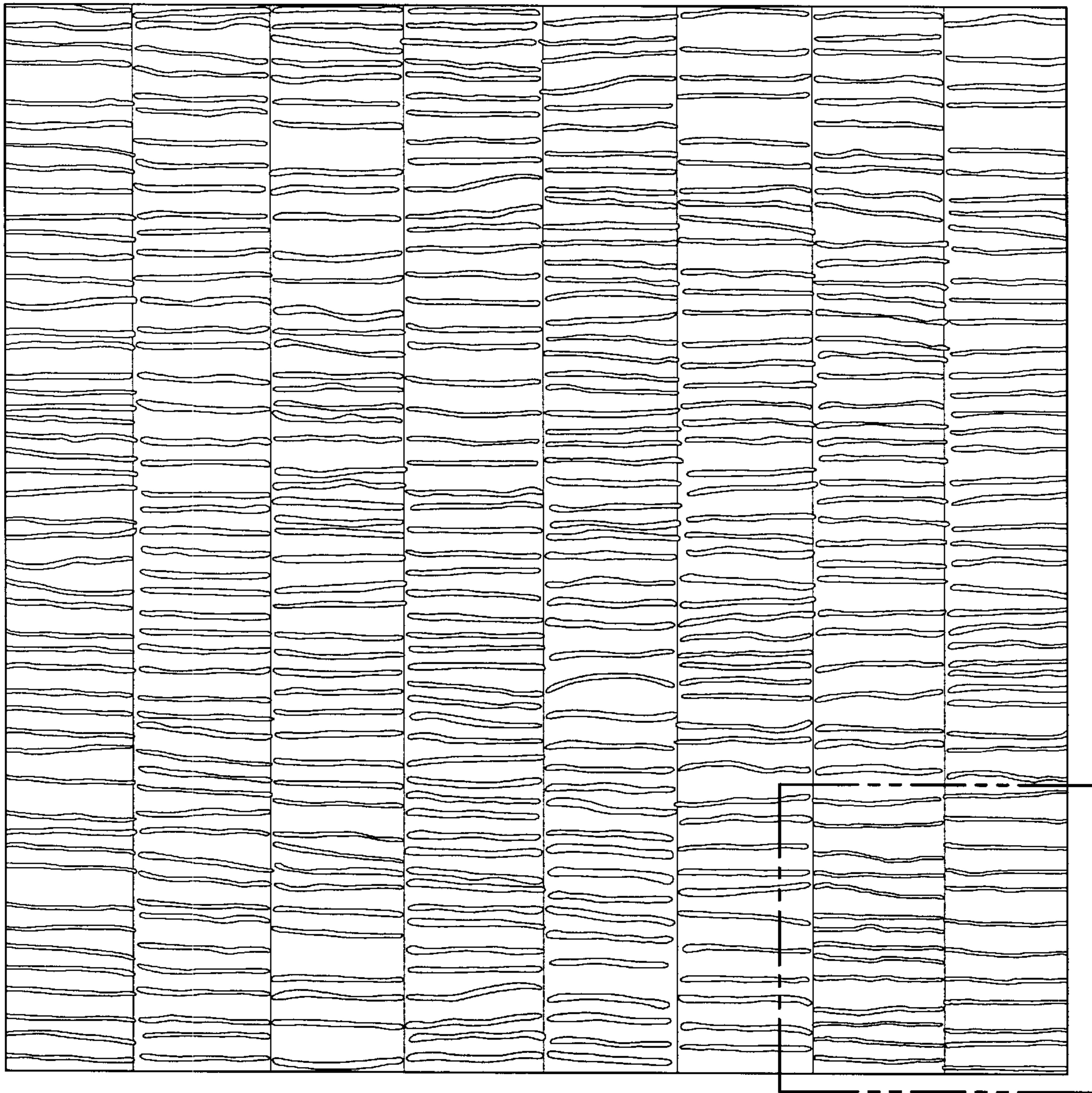
The ornamental design for a tile with discrete wavy line pattern, as shown and described.

DESCRIPTION

FIG. 1 is a front view of a tile with discrete wavy line pattern according to the invention;
FIG. 2 is an enlargement of a portion of the front view of the wavy line pattern as shown in FIG. 1;
FIG. 3 is a side view of the tile with discrete wavy line pattern as shown in FIG. 1; and,
FIG. 4 is a perspective view of the tile with discrete wavy line pattern as shown in FIG. 1.

1 Claim, 3 Drawing Sheets





SEE FIG-2

FIG-1

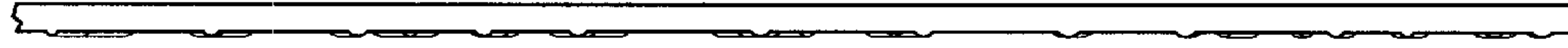


FIG-3




FIG-2

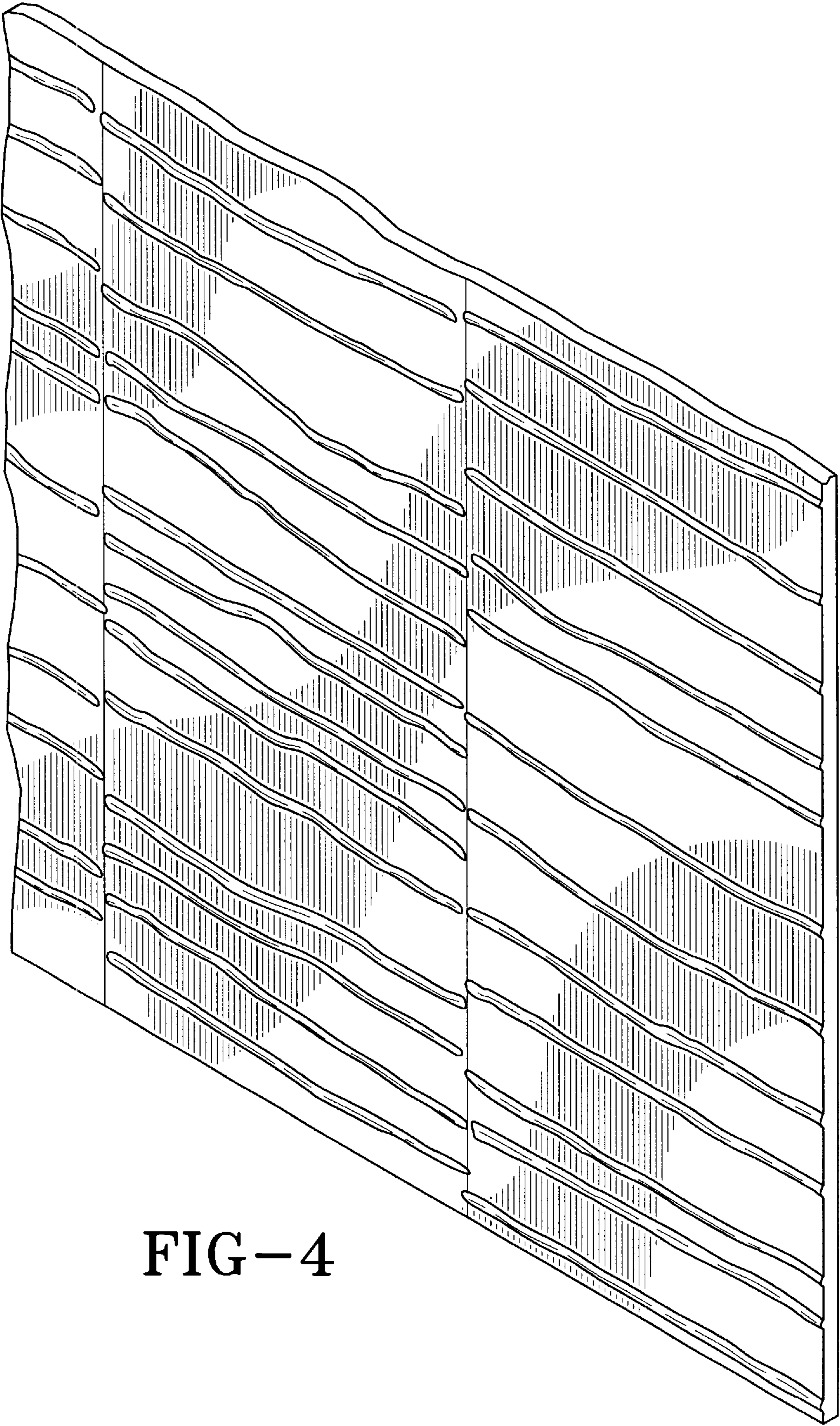


FIG-4