



US00D531736S

(12) **United States Design Patent** (10) **Patent No.:** **US D531,736 S**
Gomm et al. (45) **Date of Patent:** **** *Nov. 7, 2006**

- (54) **REAGENT CARRIER FOR USE IN AN AUTOMATED ANALYZER**
- (75) Inventors: **Cordell Kay Gomm**, Mansfield, TX (US); **Robert Paul Luoma, II**, Highland Village, TX (US)
- (73) Assignee: **Abbott Laboratories**, Abbott Park, IL (US)
- (*) Notice: This patent is subject to a terminal disclaimer.
- (**) Term: **14 Years**
- (21) Appl. No.: **29/229,716**
- (22) Filed: **May 4, 2005**
- (51) **LOC (8) Cl.** **24-02**
- (52) **U.S. Cl.** **D24/224**
- (58) **Field of Classification Search** D24/128, D24/216, 224-232; D9/456; 73/864.91; 206/526; 422/56-58, 63-64, 61-68.1, 81-82, 100-104; 436/165
- See application file for complete search history.

- (56) **References Cited**
- U.S. PATENT DOCUMENTS
- | | | | |
|-----------|---|---------|-------------------|
| 3,681,995 | A | 8/1972 | Paatzsch |
| 4,140,018 | A | 2/1979 | Maldarelli et al. |
| 4,259,288 | A | 3/1981 | Welch |
| 4,298,570 | A | 11/1981 | Lillig et al. |
| 4,322,216 | A | 3/1982 | Lillig et al. |
| 4,328,185 | A | 5/1982 | Reasons et al. |
| 4,338,279 | A | 7/1982 | Orimo et al. |
| 4,517,160 | A | 5/1985 | Galle et al. |

(Continued)

- FOREIGN PATENT DOCUMENTS
- | | | |
|----|-----------|---------|
| EP | 0 435 481 | 7/1991 |
| EP | 0 452 308 | 10/1991 |
| EP | 0 567 093 | 10/1993 |
| EP | 0 628 824 | 12/1994 |
| EP | 0 755 519 | 1/1997 |

EP	0 769 547	4/1997
EP	0 918 221	5/1999
EP	0 937 983	8/1999
EP	0 973 039	1/2000
EP	0 979 999	2/2000
EP	1 099 950	5/2001
EP	1 248 113	10/2002
EP	1 058 826	1/2004
EP	1 398 613	3/2004
EP	1 460 431	9/2004
EP	1 498 734	1/2005
GB	1 354 286	5/1974
JP	61-16036	7/1986
WO	90/08307	7/1990
WO	92/22801	12/1992
WO	92/22802	12/1992

(Continued)

Primary Examiner—Robert A. Delehanty
Assistant Examiner—Mark Cavanna
(74) *Attorney, Agent, or Firm*—David L. Weinstein

(57) **CLAIM**

We claim the ornamental design for a reagent carrier for use in an automated analyzer, as shown and described.

DESCRIPTION

FIG. 1 is a perspective view of a reagent carrier for use in an automated analyzer, hereinafter referred to as the reagent carrier.

FIG. 2 is a side view in elevation of the reagent carrier for use in an automated analyzer of FIG. 1.

FIG. 3 is a top plan view of the reagent carrier for use in an automated analyzer of FIG. 1.

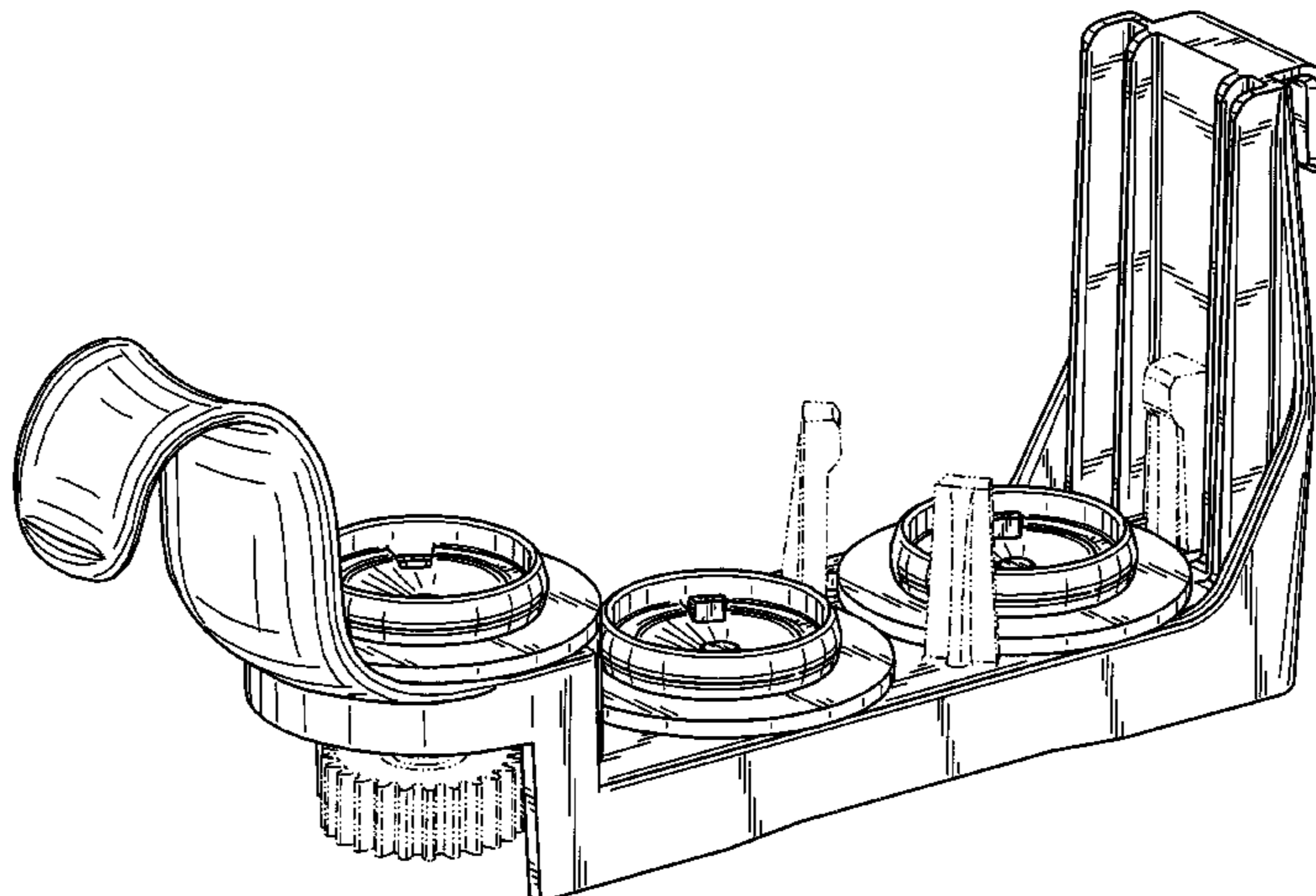
FIG. 4 is a rear view in elevation of the reagent carrier for use in an automated analyzer of FIG. 1.

FIG. 5 is a front view in elevation of the reagent carrier for use in an automated analyzer of FIG. 1; and,

FIG. 6 is a bottom plan view reagent carrier for use in an automated analyzer of FIG. 1.

The broken line showing of the base structure and reagent container indexing tabs is for illustrative purposes only and forms no part of the claimed design.

1 Claim, 5 Drawing Sheets



U.S. PATENT DOCUMENTS

4,558,946 A 12/1985 Galle et al.
 4,608,231 A 8/1986 Witty et al.
 4,634,576 A 1/1987 Galle et al.
 4,675,299 A * 6/1987 Witty et al. 436/165
 4,678,752 A 7/1987 Thorne et al.
 4,781,891 A 11/1988 Galle et al.
 4,785,407 A 11/1988 Sakagami
 4,785,953 A * 11/1988 Buchholz et al. 206/526
 4,844,887 A 7/1989 Galle et al.
 4,848,917 A 7/1989 Benin et al.
 4,849,177 A * 7/1989 Jordan 422/64
 4,948,563 A 8/1990 Kanewske, III.
 4,956,148 A 9/1990 Grandone
 5,035,861 A 7/1991 Grandone
 5,147,610 A 9/1992 Watanabe et al.
 5,192,506 A 3/1993 Kureshy et al.
 5,201,232 A 4/1993 Uffenheimer
 5,240,678 A 8/1993 Litsche
 5,250,440 A 10/1993 Kelln et al.
 5,292,484 A 3/1994 Kelln et al.
 5,314,825 A 5/1994 Weyrauch et al.
 5,397,539 A 3/1995 Hayashi et al.
 5,417,922 A 5/1995 Markin et al.
 5,518,693 A 5/1996 Tomasso et al.
 5,525,304 A 6/1996 Matsson et al.
 5,525,515 A 6/1996 Blattner
 5,580,524 A 12/1996 Forrest et al.
 5,587,129 A 12/1996 Kurosaki et al.
 5,605,665 A 2/1997 Clark et al.
 5,681,530 A 10/1997 Kuster et al.
 5,728,954 A 3/1998 Uffenheimer
 5,730,938 A 3/1998 Carbonari et al.
 5,744,099 A 4/1998 Chase et al.
 5,789,252 A 8/1998 Fujita et al.
 5,841,039 A 11/1998 Uffenheimer
 5,885,529 A 3/1999 Babson et al.
 5,885,530 A 3/1999 Babson et al.
 D413,391 S * 8/1999 Lapeus et al. D24/227
 6,066,298 A 5/2000 Fukunaga
 6,081,326 A 6/2000 Rousseau et al.
 D428,497 S * 7/2000 Lapeus et al. D24/227
 6,096,271 A 8/2000 Bogen et al.
 6,106,781 A 8/2000 Rosenberg
 6,149,872 A 11/2000 Mack et al.
 6,267,927 B1 7/2001 Pomar Longedo et al.
 6,293,750 B1 9/2001 Cohen et al.
 6,299,567 B1 10/2001 Forrest et al.

6,331,437 B1 12/2001 Cohen et al.
 6,426,043 B1 7/2002 Cohen et al.
 6,426,044 B1 7/2002 Cohen et al.
 6,426,228 B1 7/2002 Cohen et al.
 6,440,368 B1 8/2002 Cohen et al.
 6,444,472 B1 9/2002 Cohen et al.
 6,451,259 B1 9/2002 Cohen et al.
 6,489,169 B1 12/2002 Cohen et al.
 6,521,183 B1 2/2003 Burri et al.
 6,588,625 B1 7/2003 Luoma, II et al.
 6,623,697 B1 9/2003 Fuerst et al.
 6,709,634 B1 3/2004 Okada et al.
 6,746,648 B1 6/2004 Mattila et al.
 6,764,649 B1 7/2004 Ammann
 6,790,413 B1 9/2004 Ngo et al.
 6,843,357 B1 1/2005 Bybee et al.
 6,866,820 B1 * 3/2005 Otto et al. 422/63
 2002/0028157 A1 3/2002 Takahashi et al.
 2002/0031837 A1 3/2002 Matsubara et al.
 2002/0106814 A1 8/2002 Matsubara et al.
 2002/0121139 A1 * 9/2002 Purpura et al. 73/864.91
 2002/0164269 A1 11/2002 Ngo et al.
 2002/0169518 A1 11/2002 Luoma, II et al.
 2003/0026732 A1 2/2003 Gordon et al.
 2004/0005714 A1 * 1/2004 Safar et al. 422/63
 2004/0057872 A1 3/2004 Shibuya et al.
 2004/0131499 A1 7/2004 Okada et al.
 2004/0134750 A1 7/2004 Luoma, II
 2004/0253146 A1 12/2004 Shiba et al.
 2005/0005968 A1 1/2005 Berry et al.
 2005/0013735 A1 1/2005 Gebrian et al.
 2005/0013736 A1 1/2005 McKeever
 2005/0013737 A1 1/2005 Chow et al.

FOREIGN PATENT DOCUMENTS

WO 92/22879 12/1992
 WO 97/16733 5/1997
 WO 97/26541 7/1997
 WO 99/44031 9/1999
 WO 01/36981 5/2001
 WO 01/96863 12/2001
 WO 02/08769 1/2002
 WO 02/086514 10/2002
 WO 03/012453 2/2003
 WO 03/036273 5/2003
 WO 2004/013640 2/2004
 WO 2005/005992 1/2005

* cited by examiner

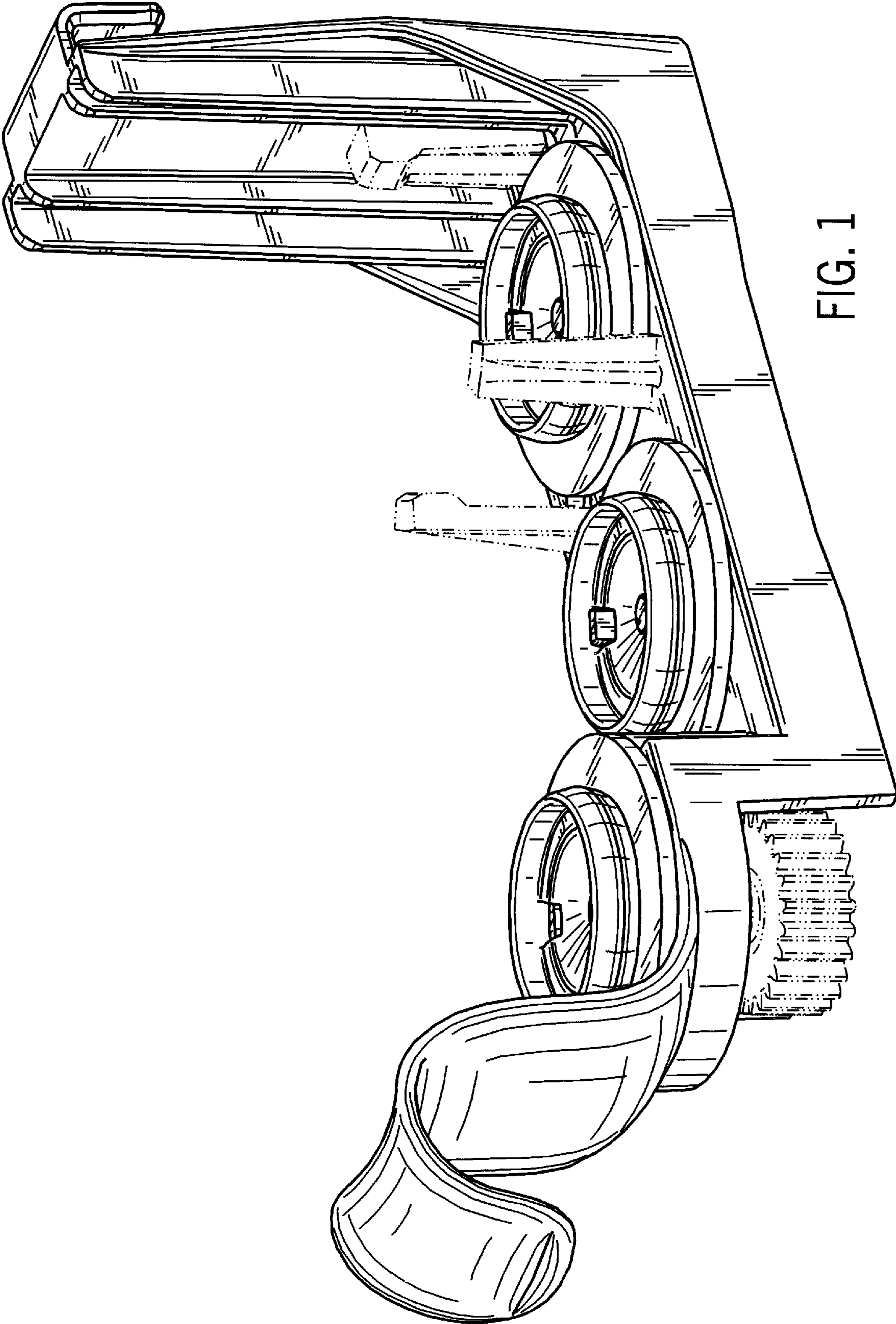


FIG. 1

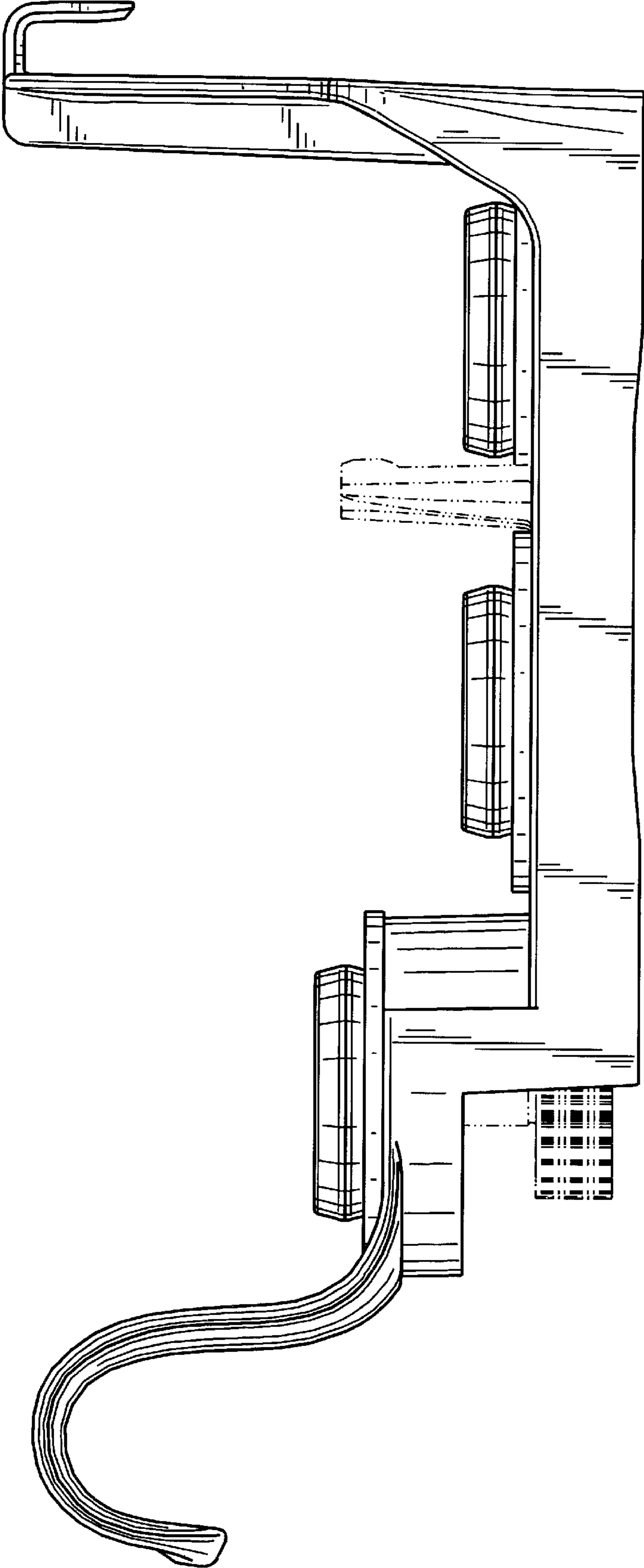


FIG. 2




FIG. 3

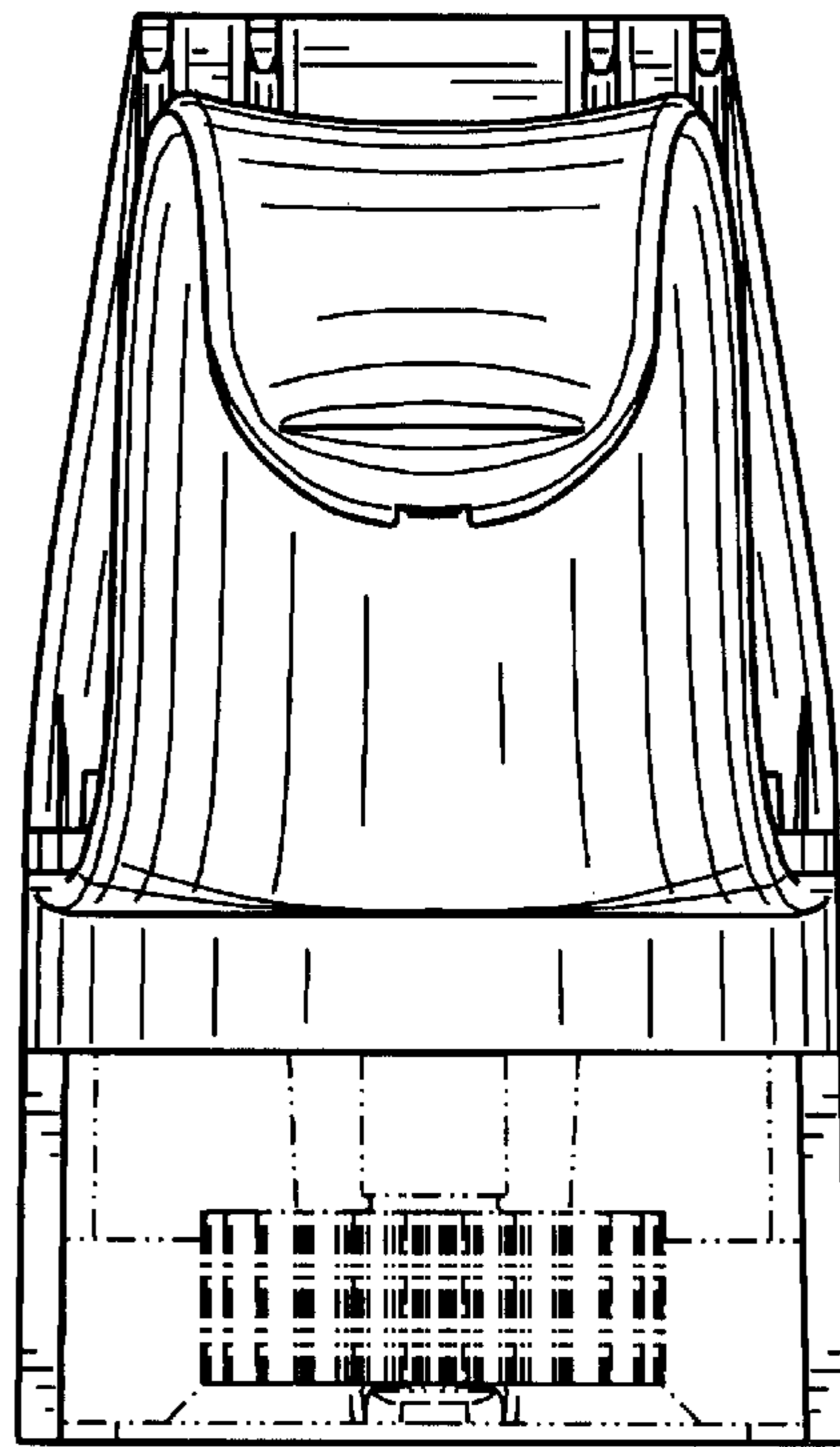


FIG. 4

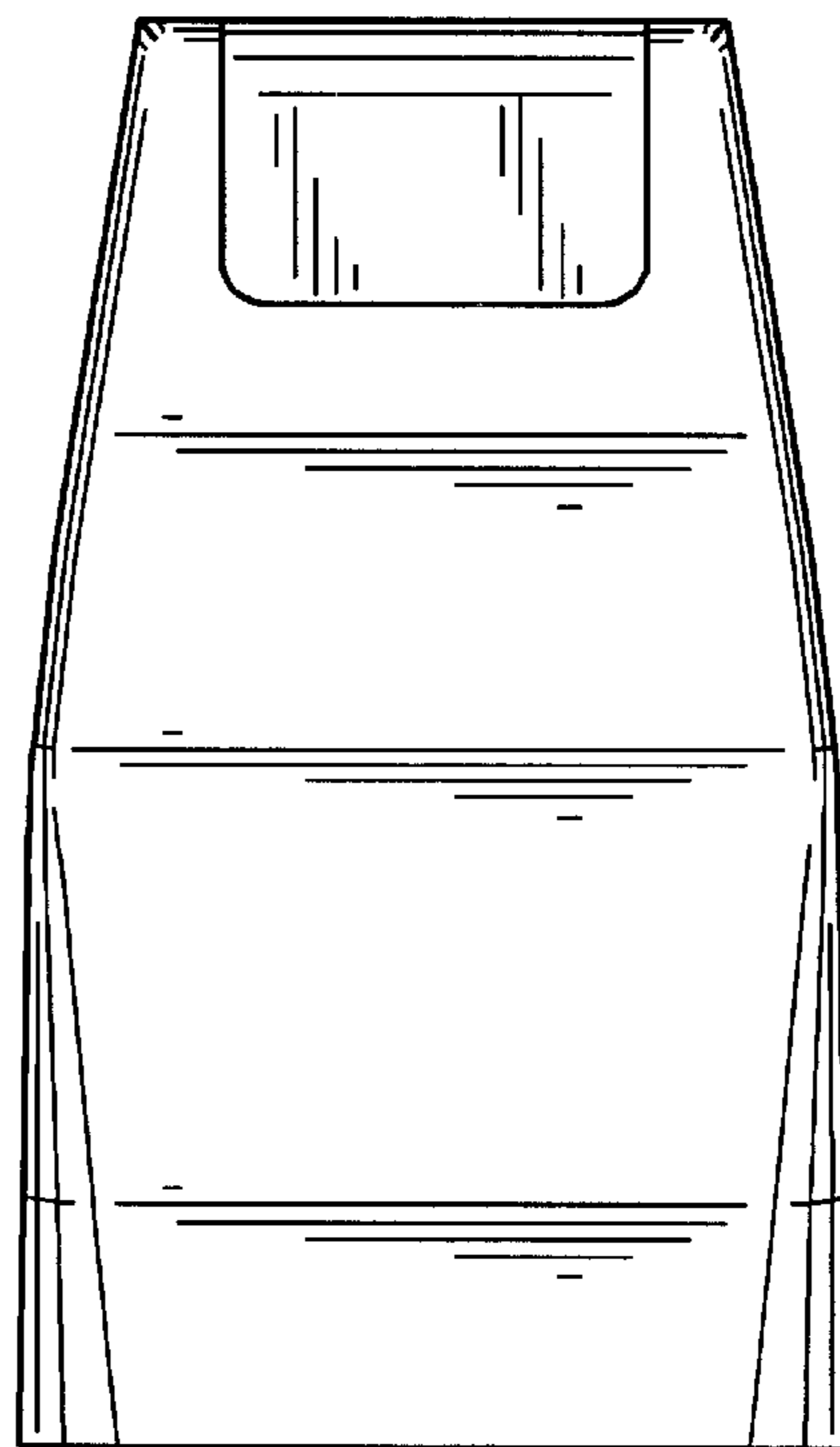


FIG. 5

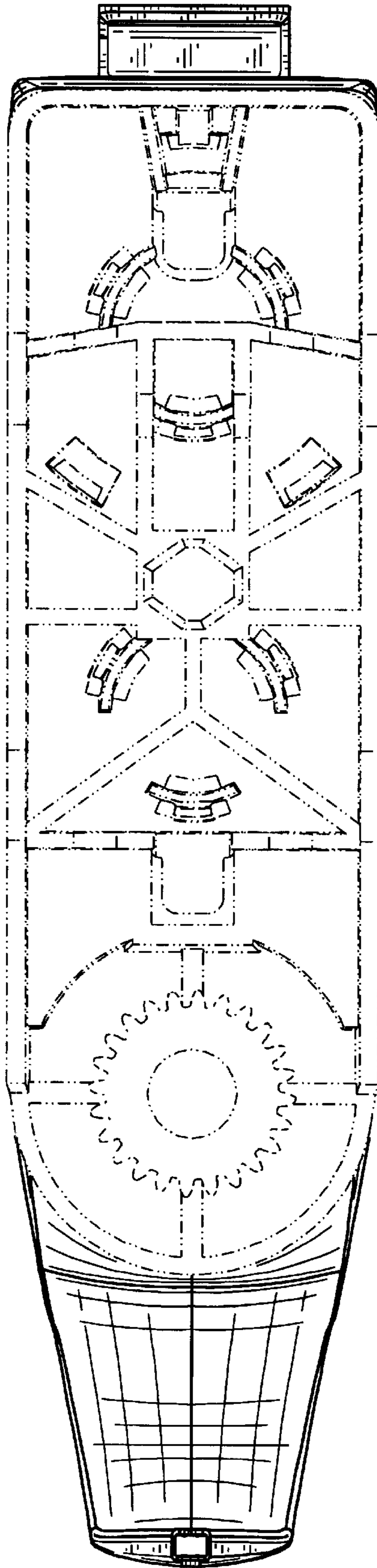


FIG. 6