



US00D531701S

(12) **United States Design Patent**
Schaffeld et al.

(10) **Patent No.:** **US D531,701 S**

(45) **Date of Patent:** **** Nov. 7, 2006**

(54) **FAUCET HANDLE ASSEMBLY**

(75) Inventors: **John Schaffeld**, Marshfield, MA (US);
Steffen Koury, Charlestown, MA (US)

(73) Assignee: **Masco Corporation of Indiana**,
Indianapolis, IN (US)

(**) Term: **14 Years**

(21) Appl. No.: **29/219,949**

(22) Filed: **Dec. 23, 2004**

(51) **LOC (8) Cl.** **23-01**

(52) **U.S. Cl.** **D23/252**

(58) **Field of Classification Search** D23/238-257;
D8/250-257, 300-322, DIG. 3; 16/110.1;
4/675-678; 137/801

See application file for complete search history.

(56) **References Cited**

U.S. PATENT DOCUMENTS

D438,600 S * 3/2001 Spangler D23/249
D444,854 S * 7/2001 Lord D23/252

D461,535 S * 8/2002 Antonello et al. D23/252
D498,824 S * 11/2004 Lin D23/252
D505,995 S * 6/2005 Kulig et al. D23/252

* cited by examiner

Primary Examiner—Louis S. Zarfes

Assistant Examiner—G. Andoll

(74) *Attorney, Agent, or Firm*—Kwadjo Adusei-Poku;
Lloyd D. Doigan

(57) **CLAIM**

The ornamental design for a faucet handle assembly, as shown and described.

DESCRIPTION

FIG. 1 is a front perspective view of a faucet handle assembly showing my design;
FIG. 2 is a front elevational view thereof;
FIG. 3 is a rear elevational view thereof;
FIG. 4 is a right side elevational view, the left side elevational view being a mirror image thereof;
FIG. 5 is a top plan view thereof; and,
FIG. 6 is a rear perspective view thereof.

1 Claim, 6 Drawing Sheets







FIG. 1




FIG. 2

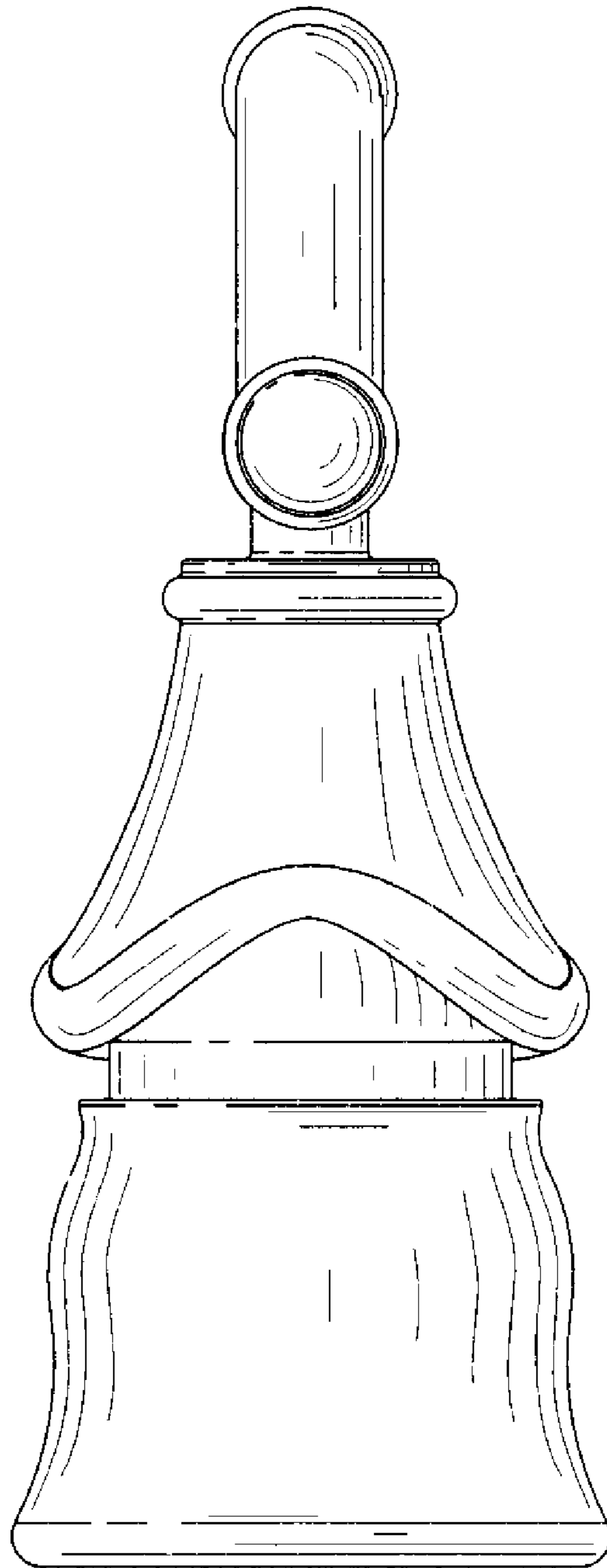


FIG. 3

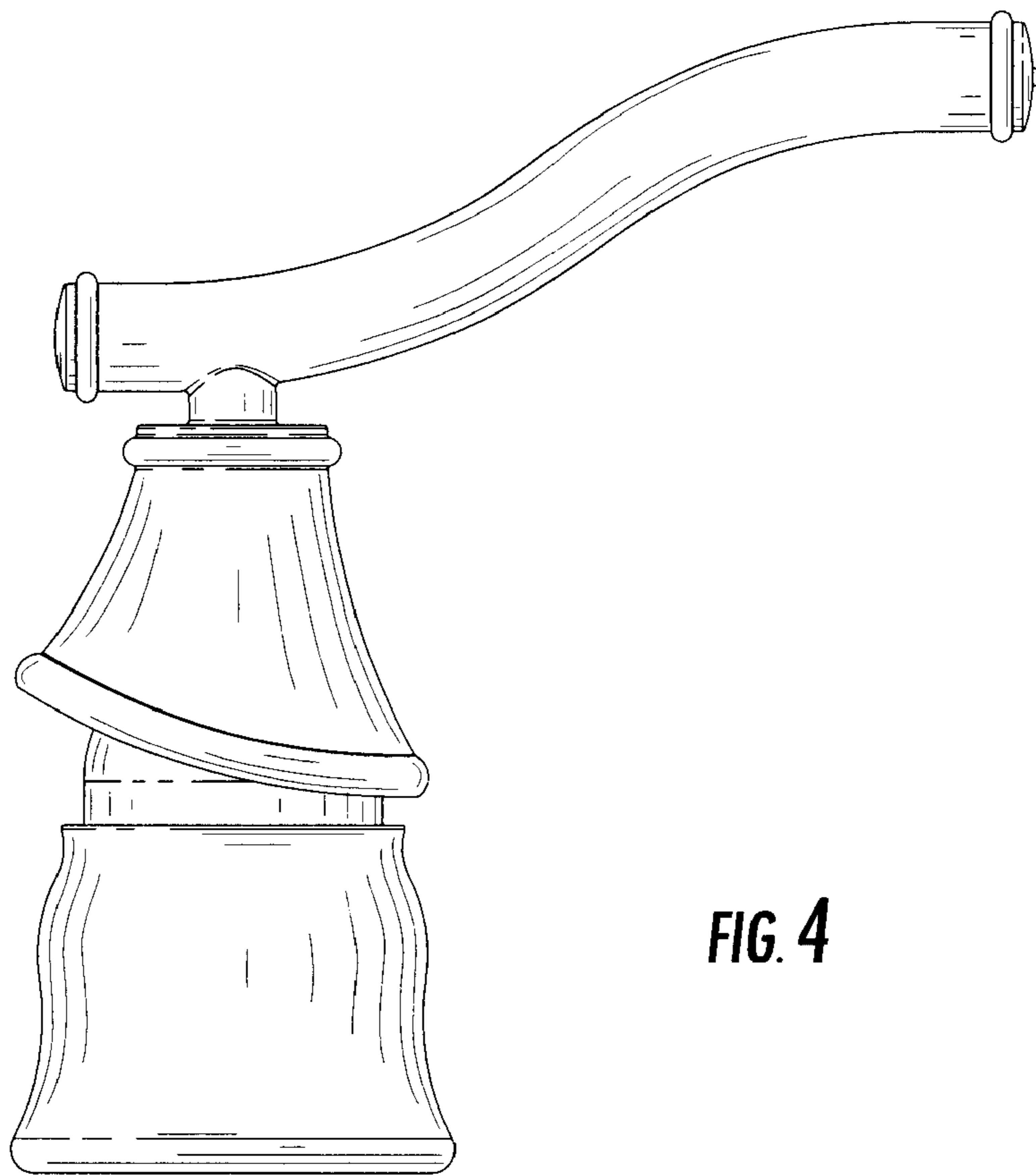


FIG. 4

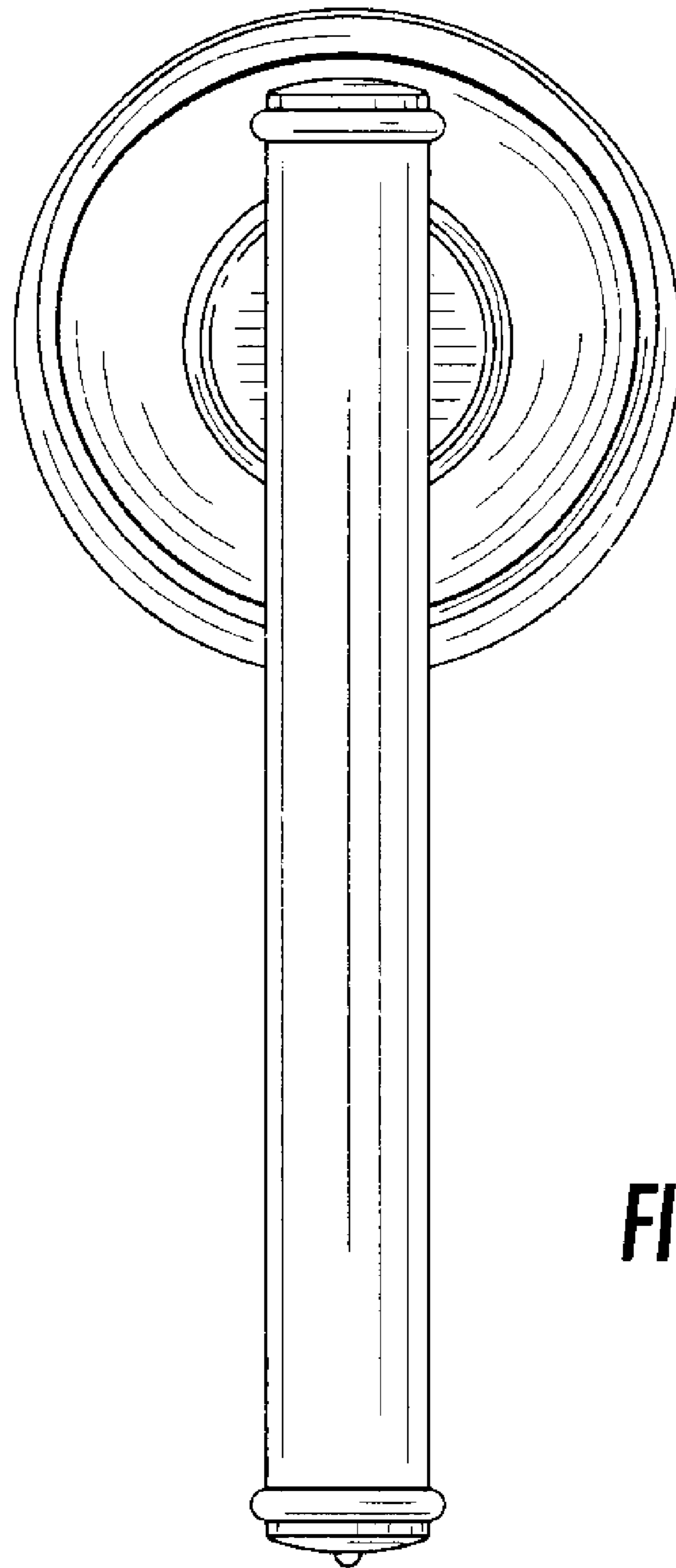


FIG. 5

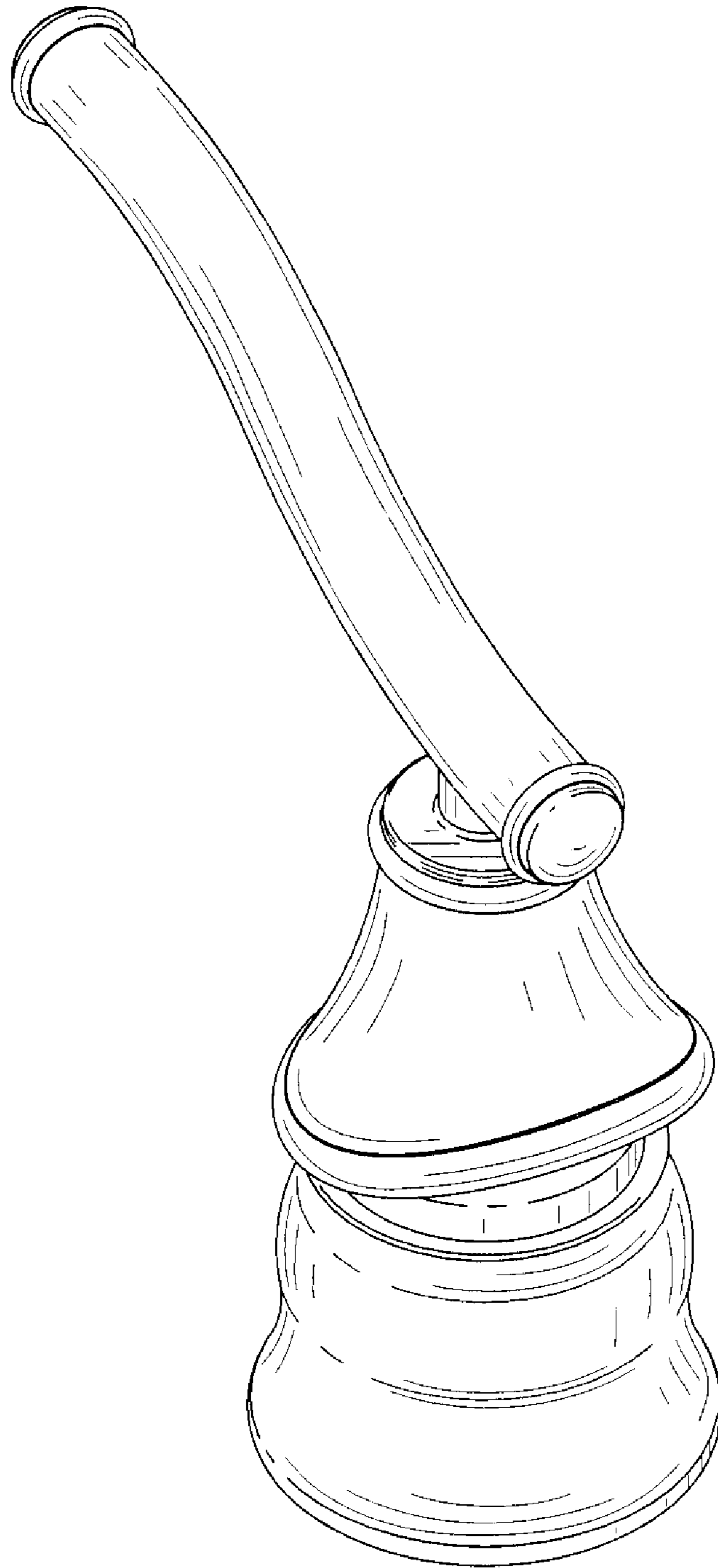


FIG. 6