



US00D531682S

(12) **United States Design Patent**
Farris, Jr.

(10) **Patent No.:** **US D531,682 S**

(45) **Date of Patent:** **** Nov. 7, 2006**

(54) **EXERCISE DEVICE**

(76) Inventor: **Wilbert C. Farris, Jr.**, 4445 Cynthia Pl., San Diego, CA (US) 92105

(**) Term: **14 Years**

(21) Appl. No.: **29/227,441**

(22) Filed: **Apr. 11, 2005**

(51) **LOC (8) Cl.** **21-02**

(52) **U.S. Cl.** **D21/682**

(58) **Field of Classification Search** D21/662,
D21/684; 482/74, 131, 139, 140
See application file for complete search history.

(56) **References Cited**

U.S. PATENT DOCUMENTS

D321,562 S	*	11/1991	Ljungvall	D24/183
5,267,931 A	*	12/1993	Factini	482/140
5,295,949 A	*	3/1994	Hathaway	602/18
5,637,067 A	*	6/1997	Ausmus	482/140
5,857,948 A	*	1/1999	Barnett	482/140
5,913,757 A	*	6/1999	Winters	482/140
5,921,903 A	*	7/1999	Lawrence	482/140
5,935,049 A	*	8/1999	Hamm	482/140
6,126,581 A	*	10/2000	Hartsel	482/140
D438,577 S	*	3/2001	Phillips	D21/662
6,319,180 B1	*	11/2001	Kallassy	482/140
D487,122 S	*	2/2004	Farris, Jr.	D21/662

* cited by examiner

Primary Examiner—Philip S. Hyder

(74) *Attorney, Agent, or Firm*—Steins & Associates, P.C.

(57) **CLAIM**

What is claimed is the ornamental design for an exercise device, as shown.

DESCRIPTION

FIG. 1 is a front view of the exercise device having its straps extended and flat where cross-hatched shading is intended to indicate a surface that is textured;

FIG. 2 is a back view of the exercise device having its straps extended and flat where cross-hatched shading is intended to indicate a surface that is textured;

FIG. 3 is a left side view of the exercise device having its straps extended and flat where cross-hatched shading is intended to indicate a surface that is textured;

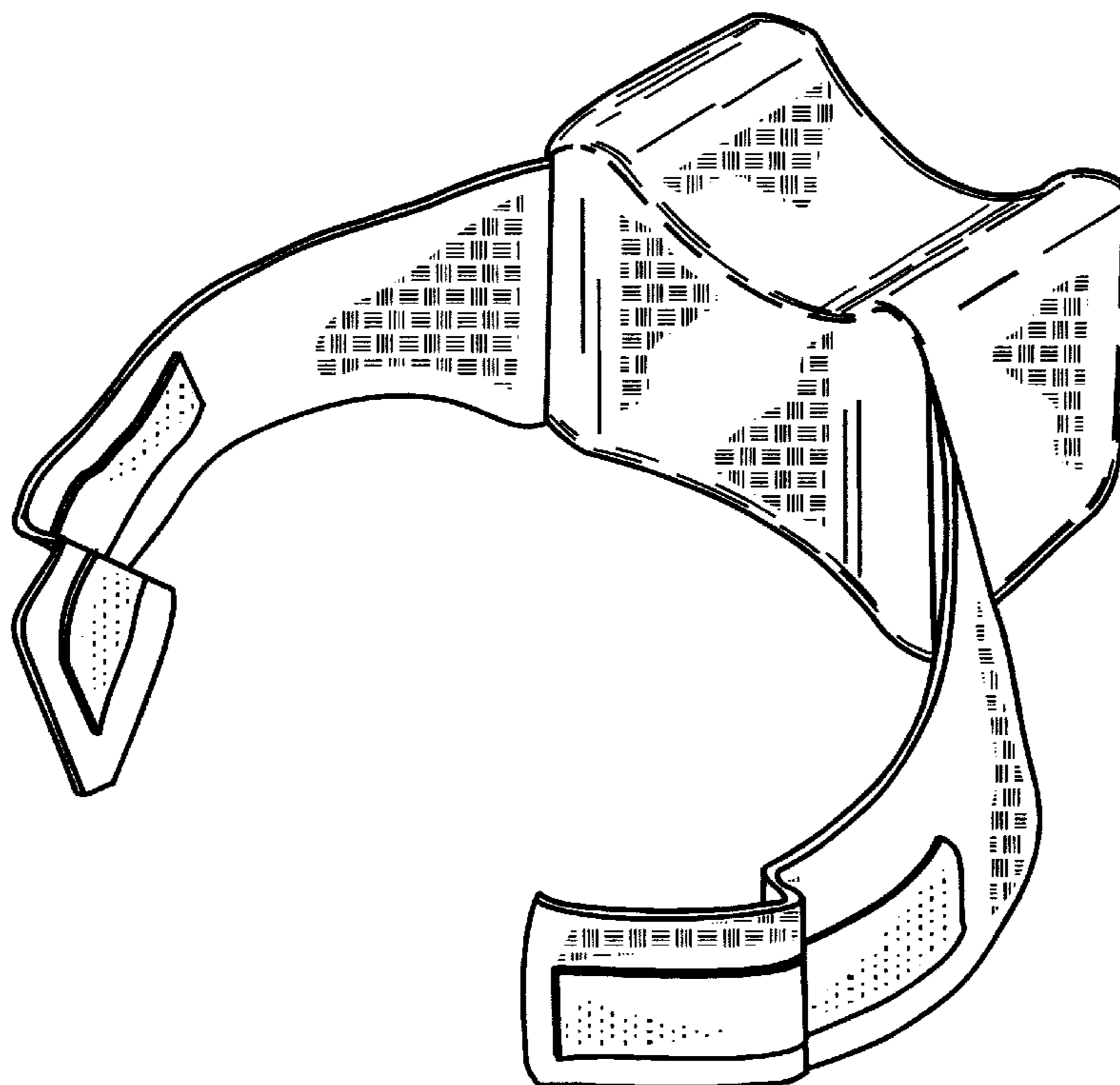
FIG. 4 is a right side view of the exercise device having its straps extended and flat where cross-hatched shading is intended to indicate a surface that is textured;

FIG. 5 is a top view of the exercise device having its straps curved where cross-hatched shading is intended to indicate a surface that is textured;

FIG. 6 is a bottom view of the exercise device having its straps curved where cross-hatched shading is intended to indicate a surface that is textured; and,

FIG. 7 is a perspective view of the exercise device having its straps curved where cross-hatched shading is intended to indicate surface that is textured.

1 Claim, 5 Drawing Sheets



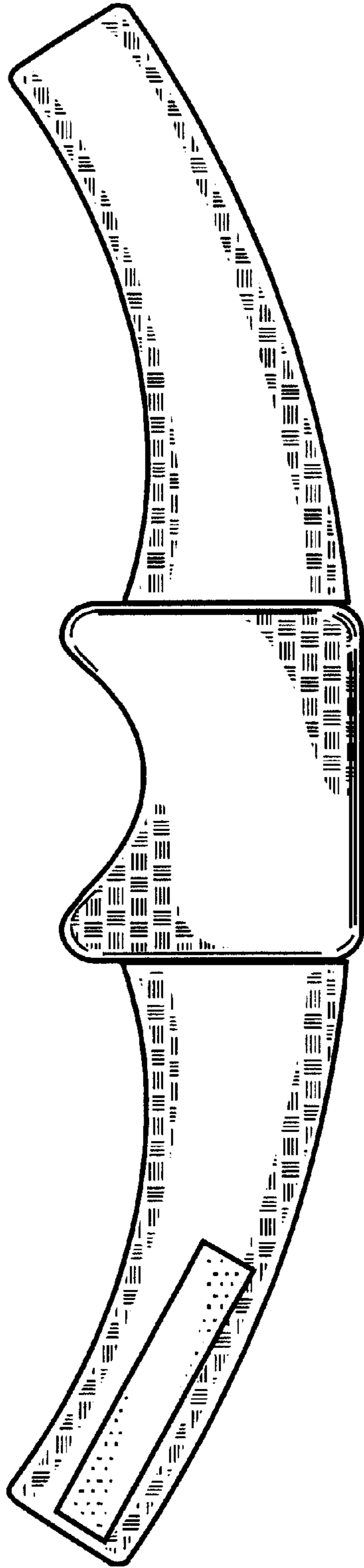


FIGURE 1

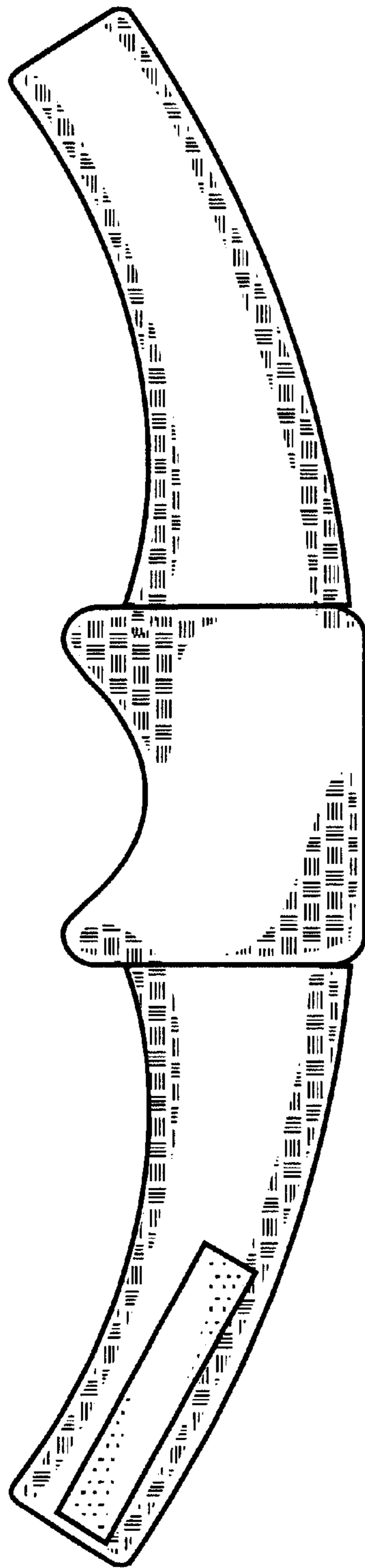


FIGURE 2

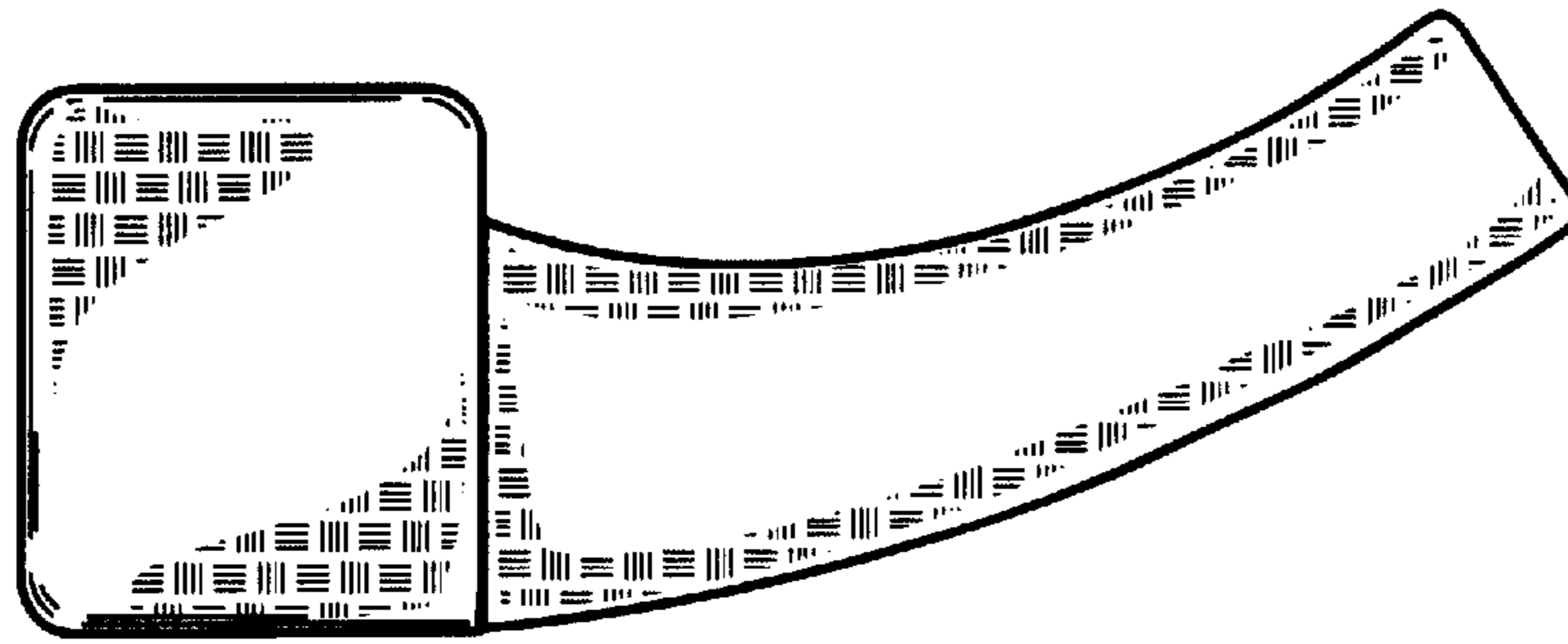


FIGURE 3

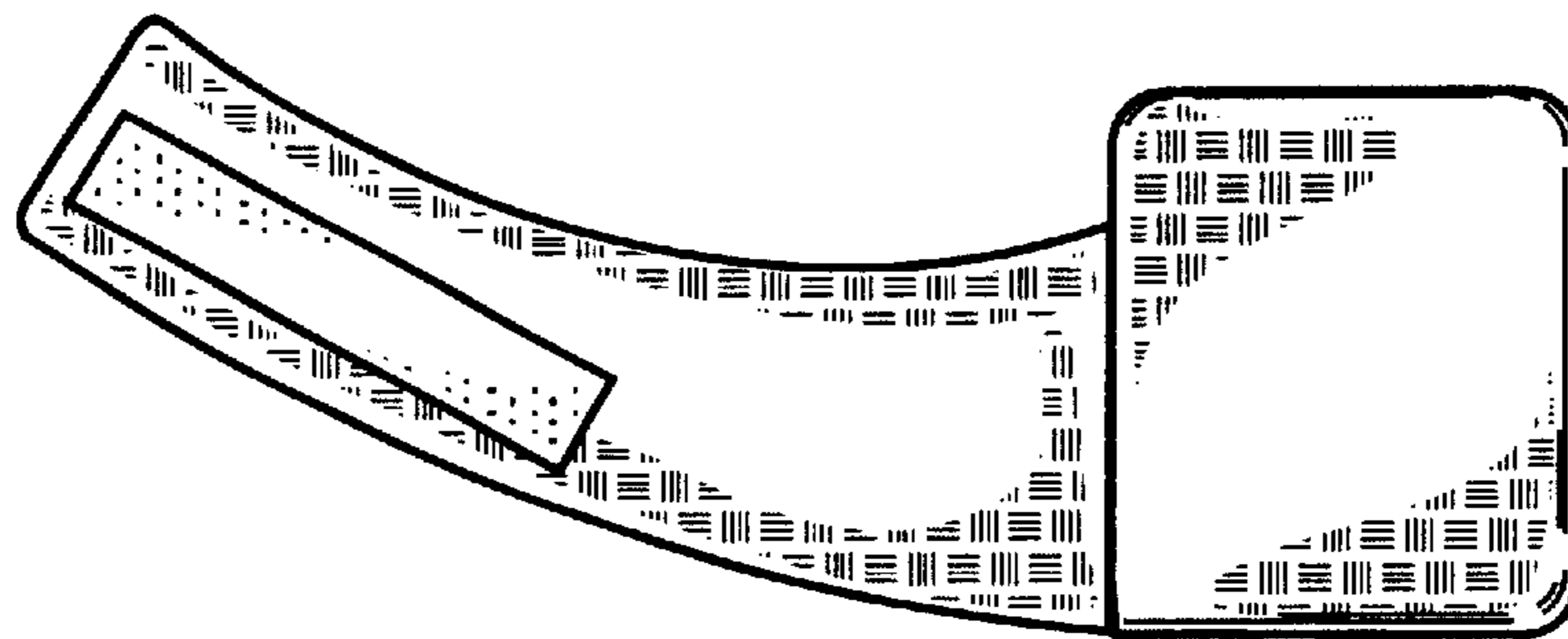


FIGURE 4

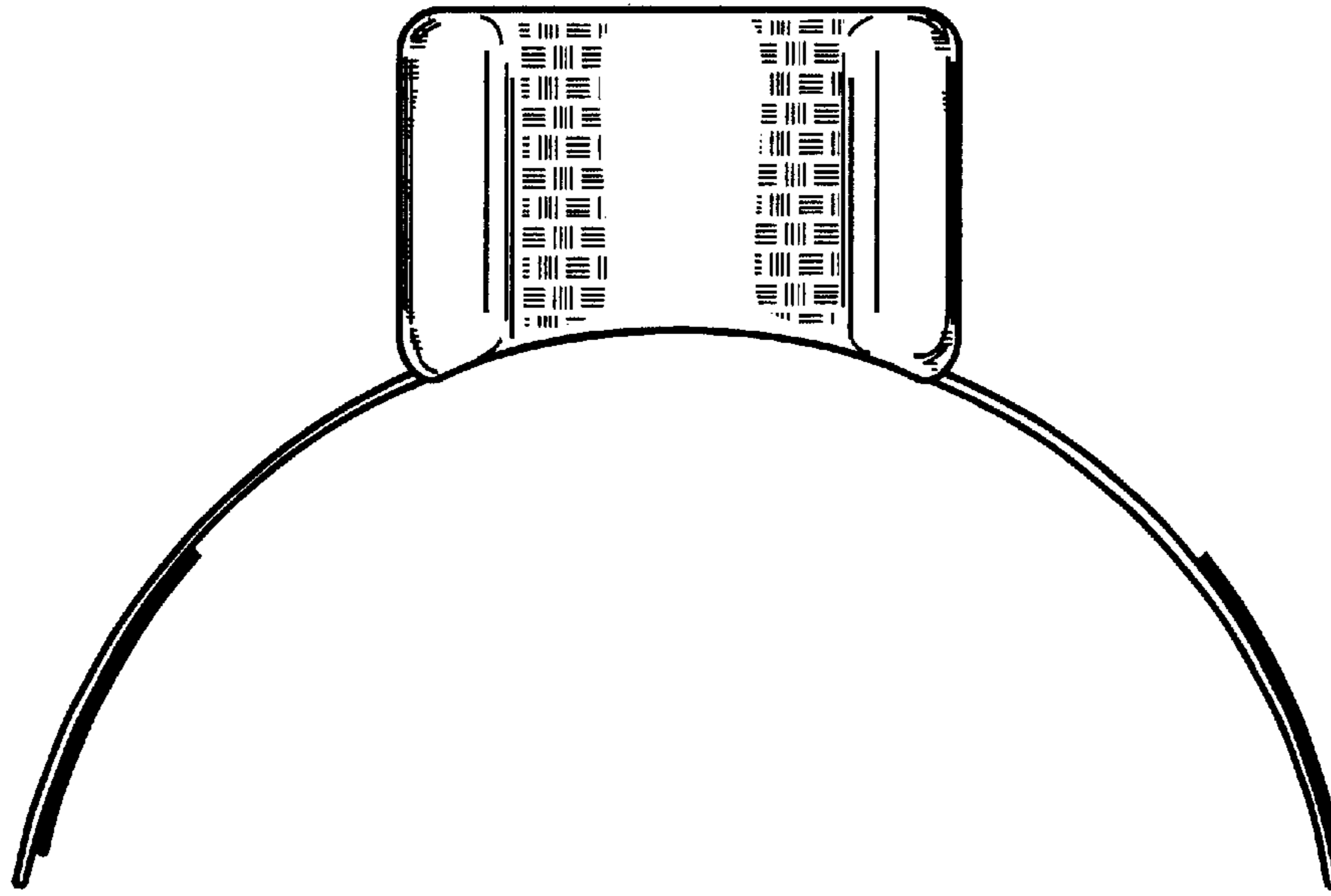


FIGURE 5




FIGURE 6

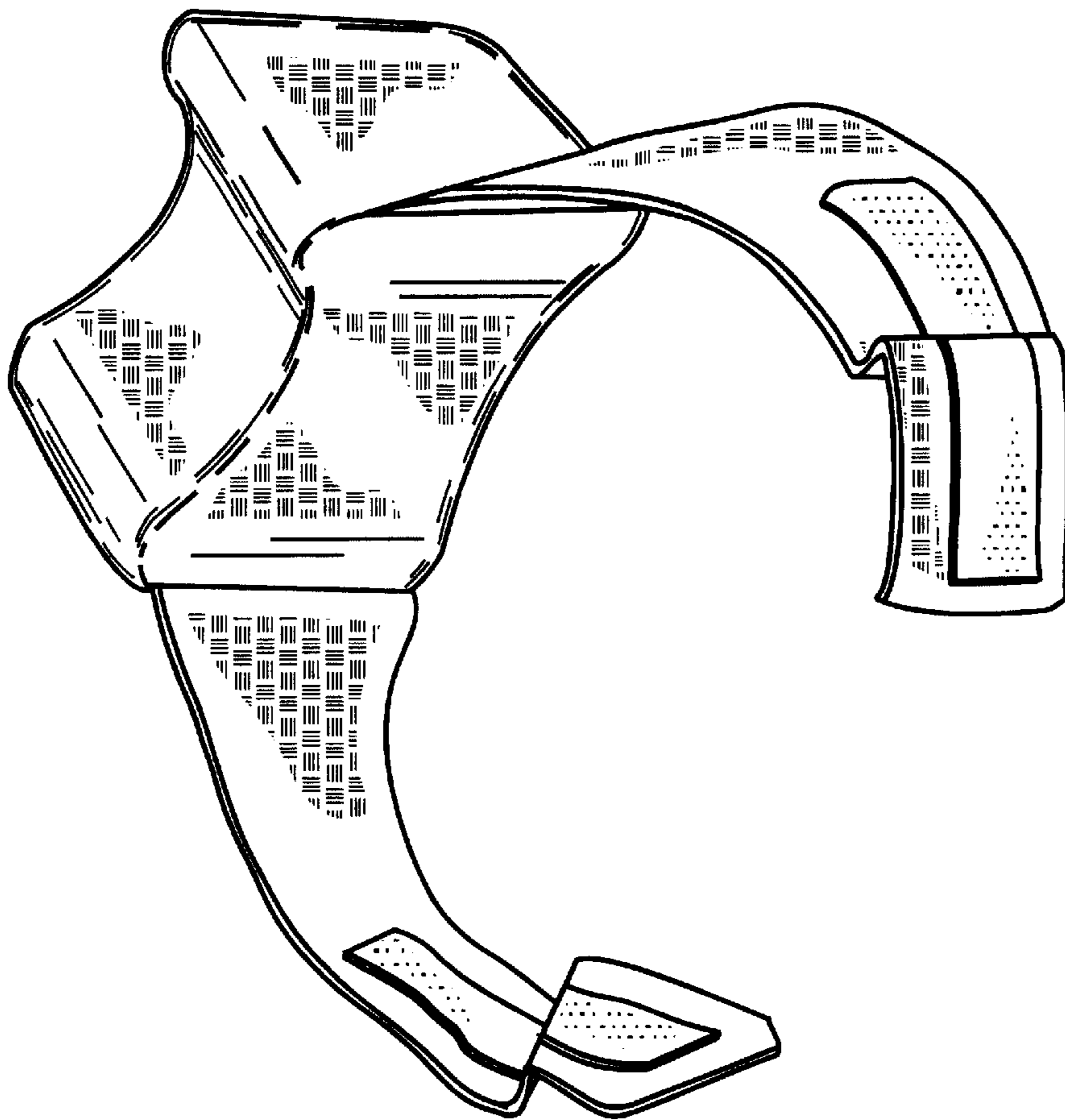


FIGURE 7