

US00D531673S

(12) **United States Design Patent**
Paulus et al.

(10) **Patent No.:** **US D531,673 S**

(45) **Date of Patent:** **** Nov. 7, 2006**

(54) **CORRECTION TAPE**

(75) Inventors: **Lutz Paulus**, Neuss (DE); **Wulf Herrmannsen**, Ronnenberg (DE); **Anja Jansen**, Ratingen (DE); **Ulf Plihal**, Cologne (DE); **Corine Van Zuthem-Maasdam**, Barcelona (ES)

(73) Assignee: **Henkel Kommanditgesellschaft auf Aktien**, Duesseldorf (DE)

(**) Term: **14 Years**

(21) Appl. No.: **29/244,772**

(22) Filed: **Dec. 14, 2005**

Related U.S. Application Data

(62) Division of application No. 29/212,198, filed on Aug. 27, 2004, now Pat. No. Des. 518,854.

(30) **Foreign Application Priority Data**

Feb. 27, 2004 (DE) 404 01 275

(51) **LOC (8) Cl.** **19-02**

(52) **U.S. Cl.** **D19/69**

(58) **Field of Classification Search** D19/66,
D19/67, 68, 69, 70; 156/523, 527, 540, 577;
206/411; 225/6, 25, 39, 77; 242/588, 588.1,
242/588.2, 588.3, 588.6, 598.5

See application file for complete search history.

(56) **References Cited**

U.S. PATENT DOCUMENTS

D337,787 S	7/1993	Oga et al.	
D355,934 S	* 2/1995	Oga et al.	D19/69
D400,585 S	11/1998	Fritz et al.	
D410,494 S	6/1999	Hoffmann	
D410,955 S	6/1999	Hoffmann	
D421,059 S	* 2/2000	Shimizu	D19/69
D421,060 S	2/2000	Kelders et al.	
6,062,286 A	5/2000	Koyama et al.	

D436,129 S	1/2001	Fujihara	
D436,625 S	* 1/2001	Katami	D19/69
D438,567 S	3/2001	Van Den Berg	
D446,246 S	* 8/2001	Kimura	D19/69
D447,180 S	8/2001	Stropkay et al.	
D451,960 S	* 12/2001	Shimizu	D19/69
D456,450 S	* 4/2002	Kimura	D19/69
6,453,968 B1	9/2002	Hsu	
D466,554 S	* 12/2002	Yonezawa et al.	D19/67
D466,939 S	12/2002	Lee	
D467,280 S	* 12/2002	Van Zuthem-Maasdam et al.	D19/66
D467,617 S	* 12/2002	Soetewey	D19/69
D475,745 S	* 6/2003	Ono	D19/69
D476,035 S	* 6/2003	Katami	D19/69
D476,687 S	* 7/2003	Katami	D19/69
D492,730 S	* 7/2004	Suzuki	D19/69
D494,221 S	* 8/2004	Suzuki	D19/69
D498,498 S	* 11/2004	Ono	D19/69
D508,085 S	* 8/2005	Herrmannsen et al.	D19/69
2004/0154752 A1	* 8/2004	Huthmacher et al.	156/577
2005/0139326 A1	* 6/2005	Mitsui et al.	156/540
2005/0150605 A1	* 7/2005	Mitsui et al.	156/540

* cited by examiner

Primary Examiner—Elizabeth A. Albert

(74) *Attorney, Agent, or Firm*—Stephen D. Harper; Glen E. J. Murphy

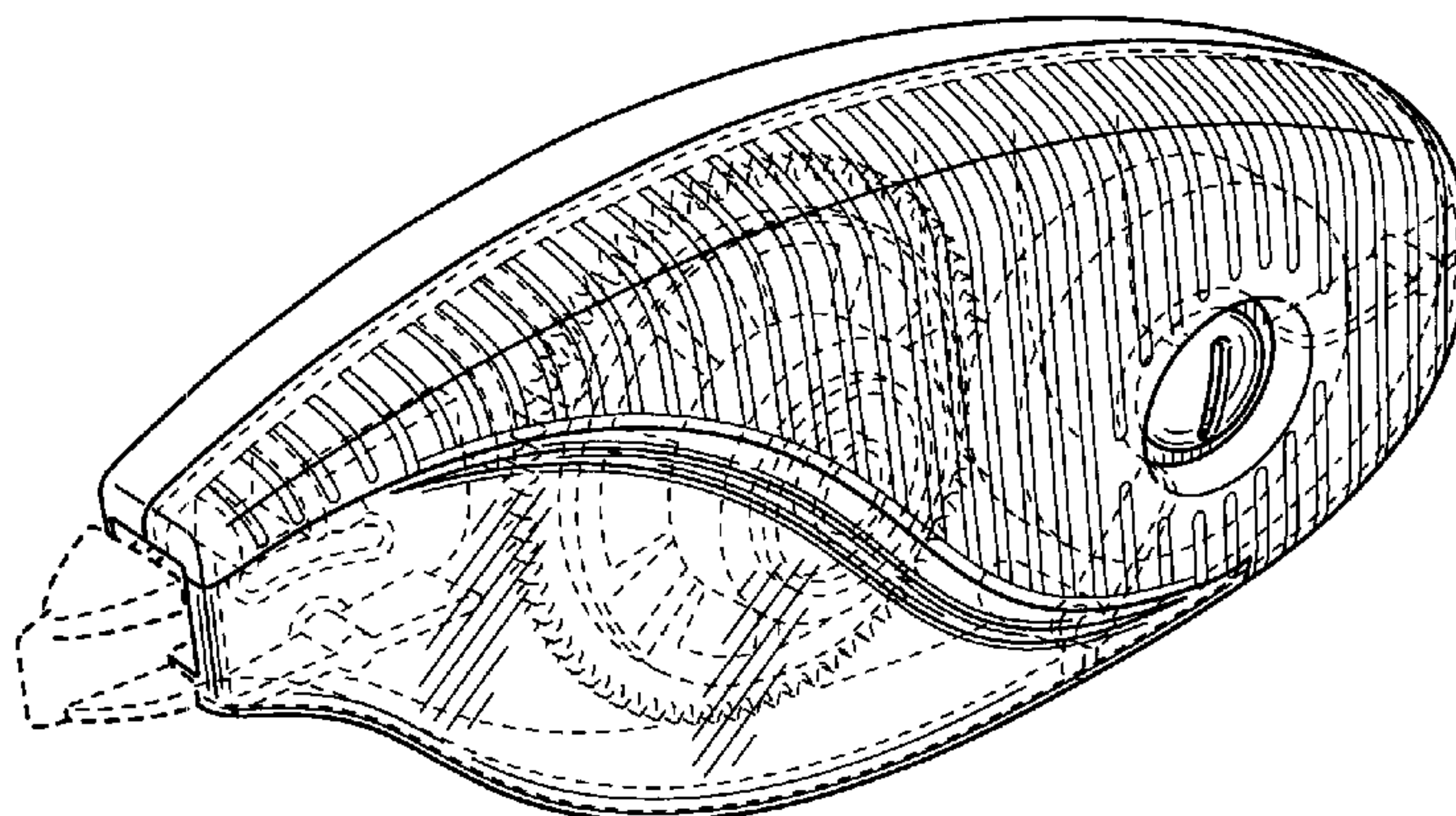
(57) **CLAIM**

The ornamental design for a correction tape, as shown and described.

DESCRIPTION

FIG. 1 is a top right perspective view of a correction tape according to the new design;
FIG. 2 is a right elevation view thereof;
FIG. 3 is a left elevation view thereof;
FIG. 4 is a rear elevation view thereof;
FIG. 5 is a front elevation view thereof;
FIG. 6 is a top plan view thereof; and,
FIG. 7 is a bottom plan view thereof.

1 Claim, 3 Drawing Sheets



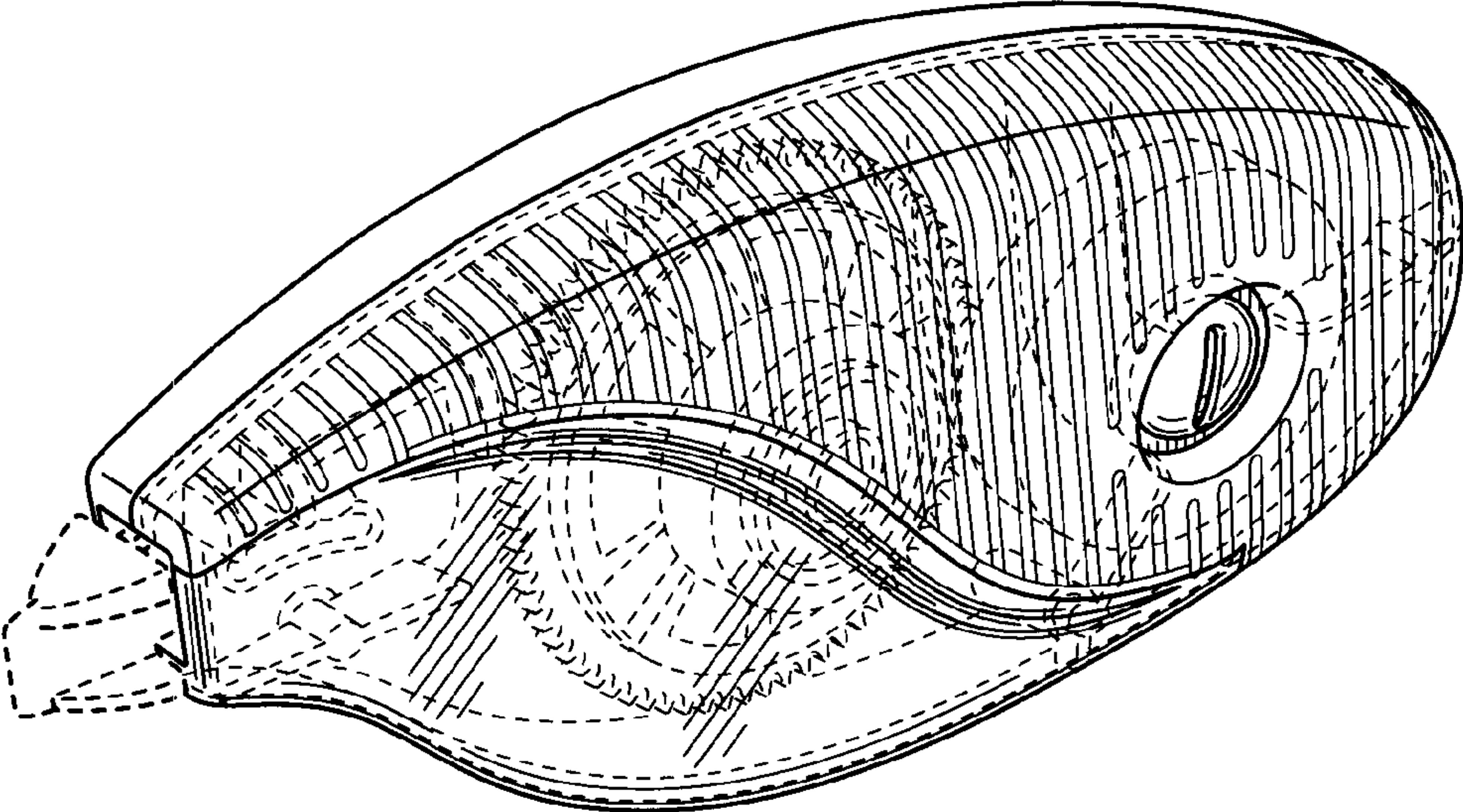


FIG. 1

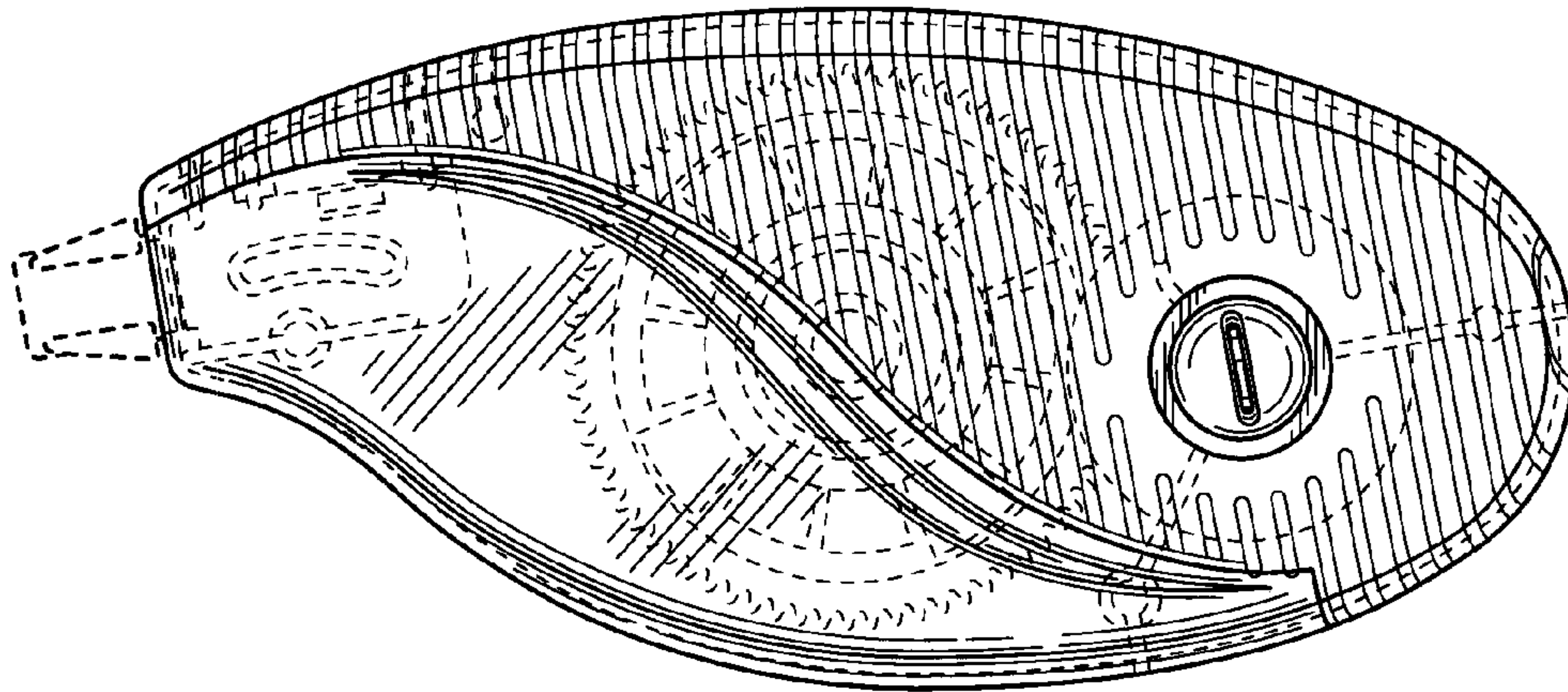


FIG. 2

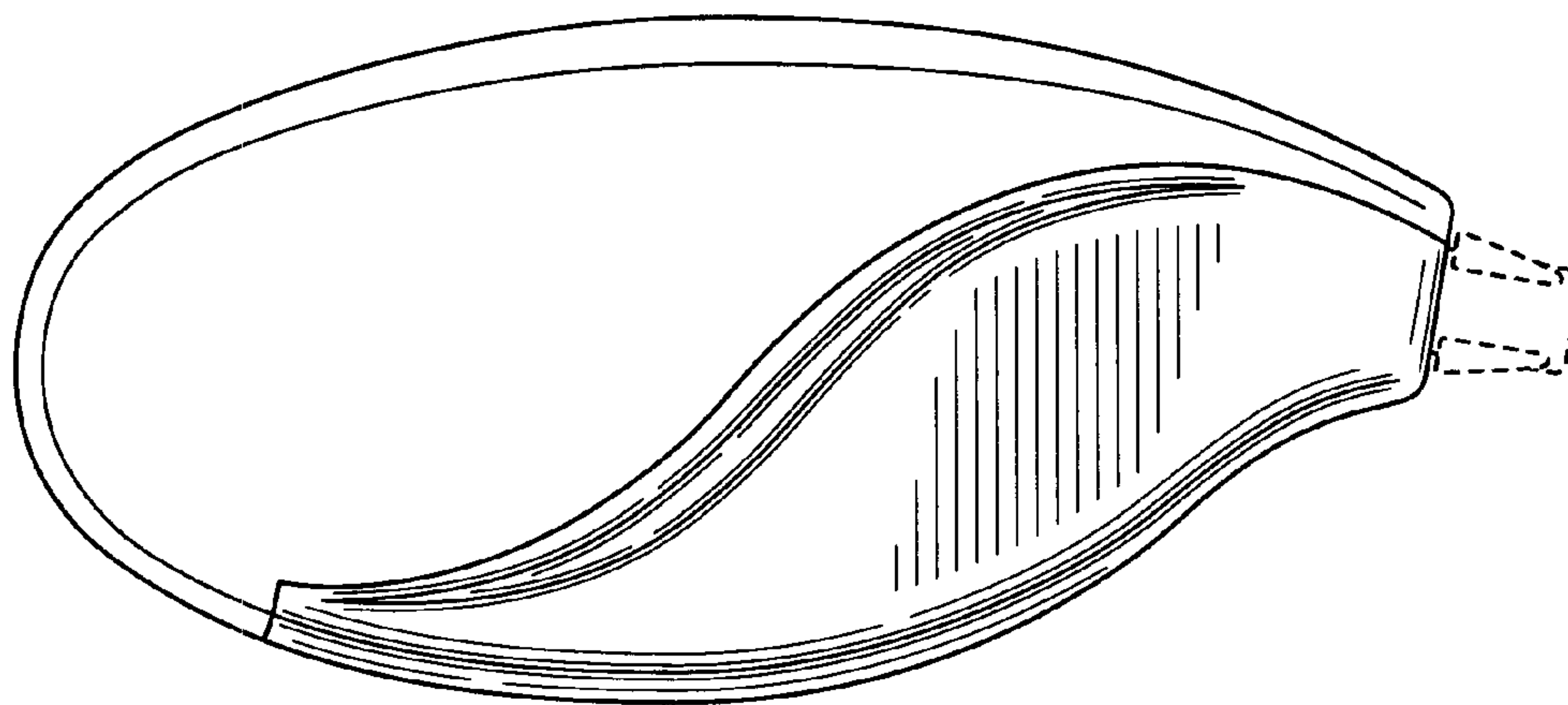


FIG. 3

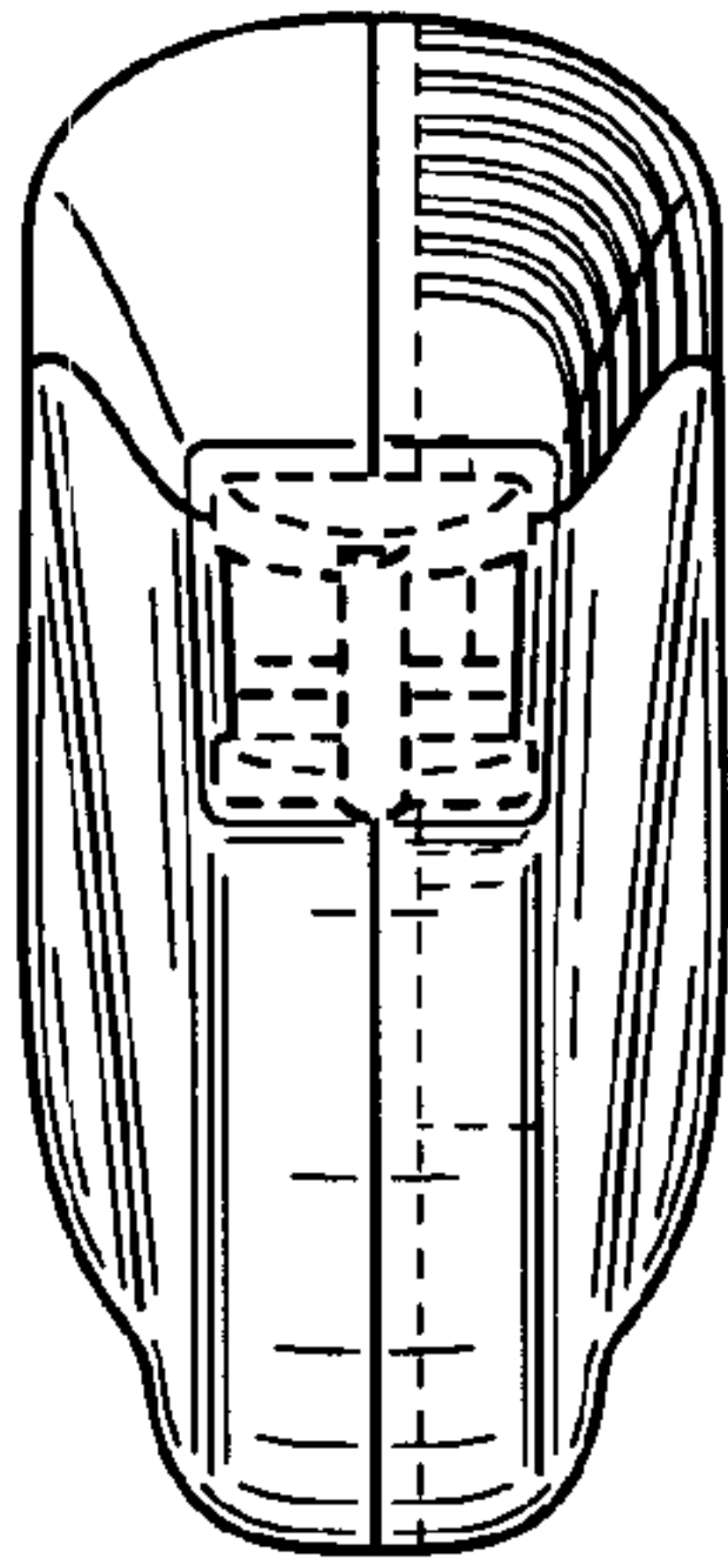


FIG. 4

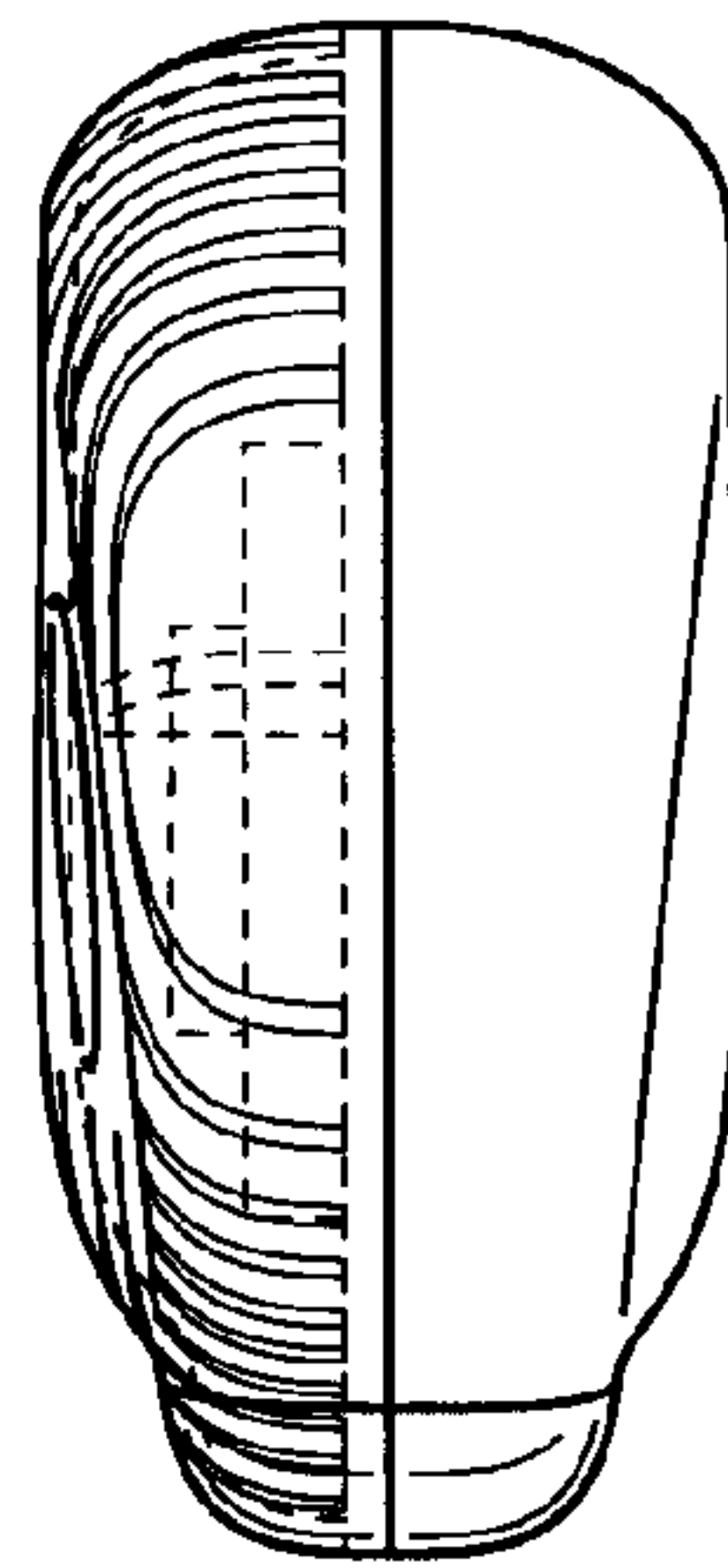


FIG. 5

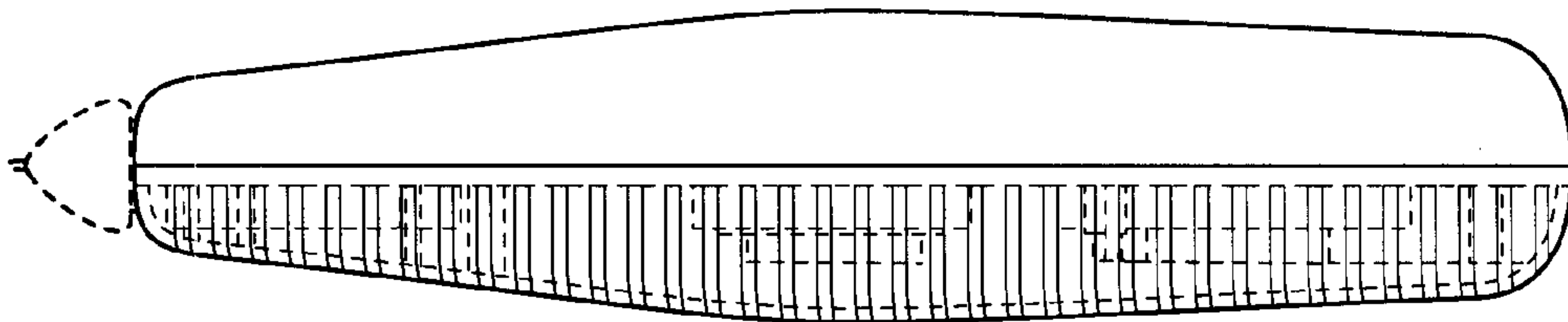


FIG. 6

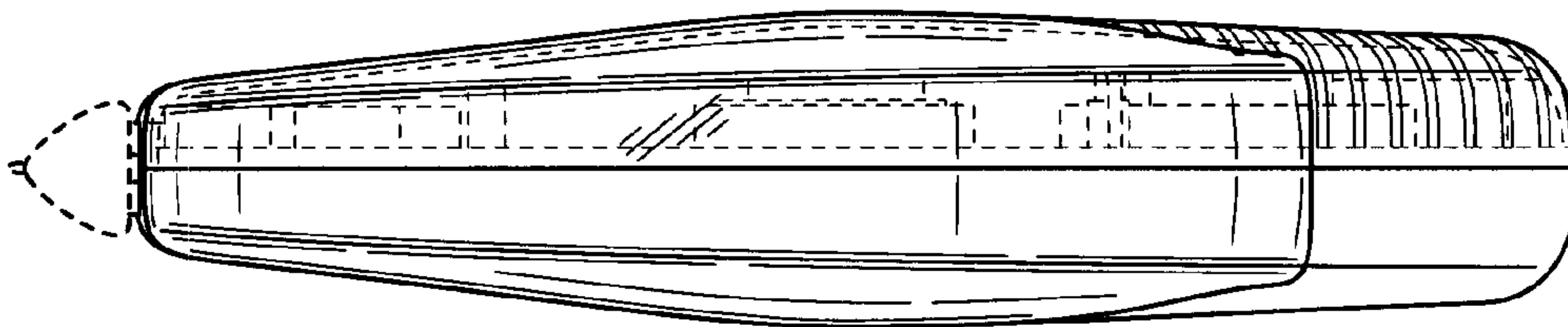


FIG. 7