



US00D531666S

(12) **United States Design Patent**
Volk

(10) **Patent No.:** **US D531,666 S**

(45) **Date of Patent:** **** Nov. 7, 2006**

(54) **WRITING IMPLEMENT**

(75) Inventor: **Konrad Volk**, Steinach (DE)

(73) Assignee: **Klio-Eterna Schreibgerate GmbH & Co. KG**, Wolfach (DE)

(**) Term: **14 Years**

(21) Appl. No.: **29/223,076**

(22) Filed: **Feb. 8, 2005**

(30) **Foreign Application Priority Data**

Oct. 14, 2004 (EP) 000241013

(51) **LOC (8) Cl.** **19-06**

(52) **U.S. Cl.** **D19/50**

(58) **Field of Classification Search** D19/36,
D19/37, 41-51, 54-57; 24/11 R, 11 HC,
24/11 F, 11 P; 401/52, 99, 100, 104-109,
401/192, 195, 243, 246, 247

See application file for complete search history.

(56) **References Cited**

U.S. PATENT DOCUMENTS

D283,140 S * 3/1986 Petrillo D19/49

D312,837 S * 12/1990 Oka D19/51

D318,879 S * 8/1991 Porsche D19/51
D323,186 S * 1/1992 Clark et al. D19/48
D334,407 S * 3/1993 Petterson D19/49
D345,577 S * 3/1994 Hohner D19/48
D404,765 S * 1/1999 Izushima et al. D19/51
D497,642 S * 10/2004 Lovell D19/51
D511,545 S * 11/2005 Chiaruttini D19/51
2004/0258455 A1 * 12/2004 Brunetti 401/195

* cited by examiner

Primary Examiner—Elizabeth A. Albert

(74) *Attorney, Agent, or Firm*—Volpe and Koenig, P.C.

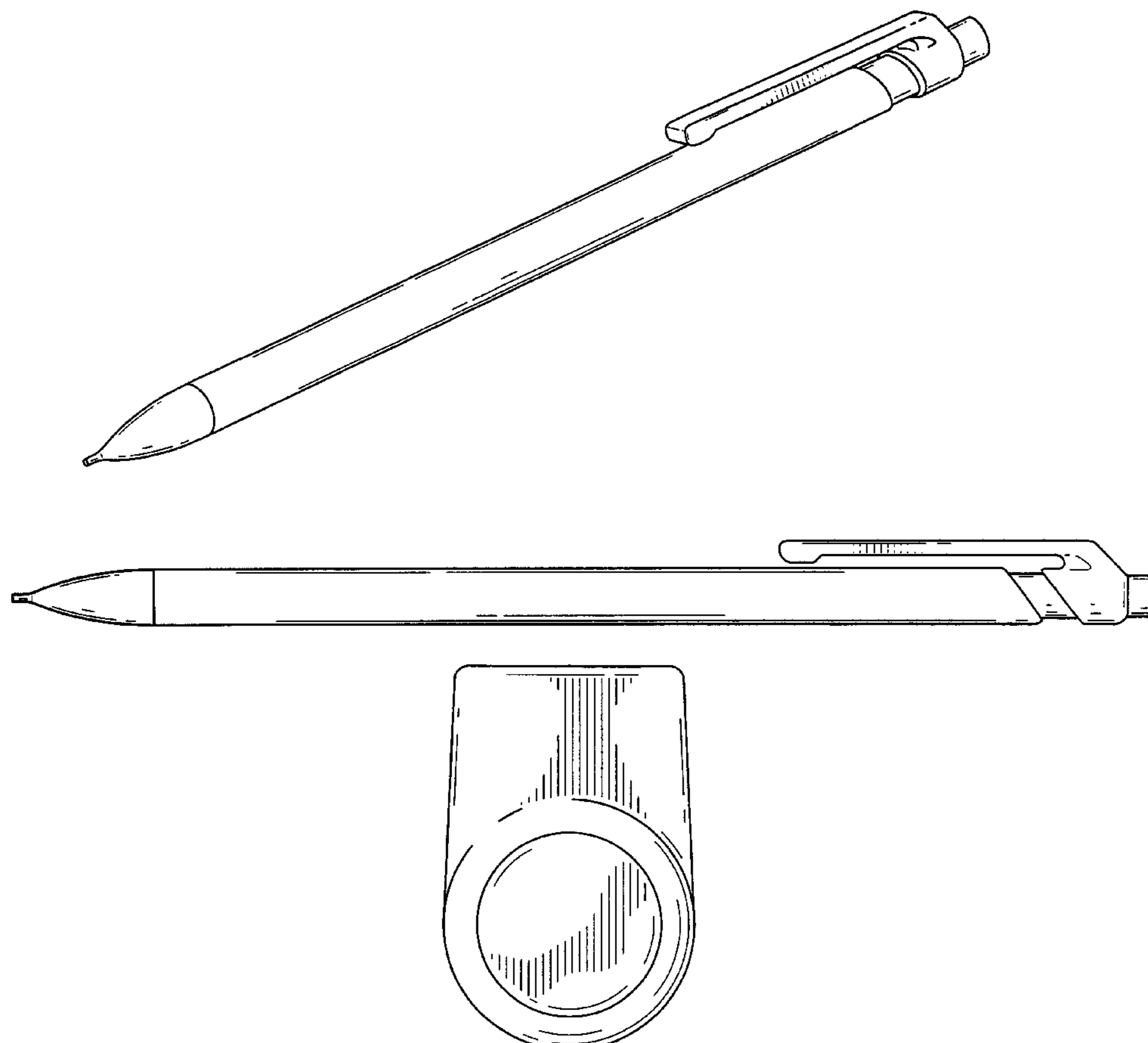
(57) **CLAIM**

The ornamental design for a writing implement, as shown and described.

DESCRIPTION

FIG. 1 is a perspective view of a writing implement showing my new design;
FIG. 2 is a front elevational view thereof;
FIG. 3 is a rear elevational view thereof;
FIG. 4 is a left side elevational view thereof;
FIG. 5 is a right side elevational view thereof;
FIG. 6 is a bottom plan view thereof; and,
FIG. 7 is a top plan view thereof.

1 Claim, 7 Drawing Sheets



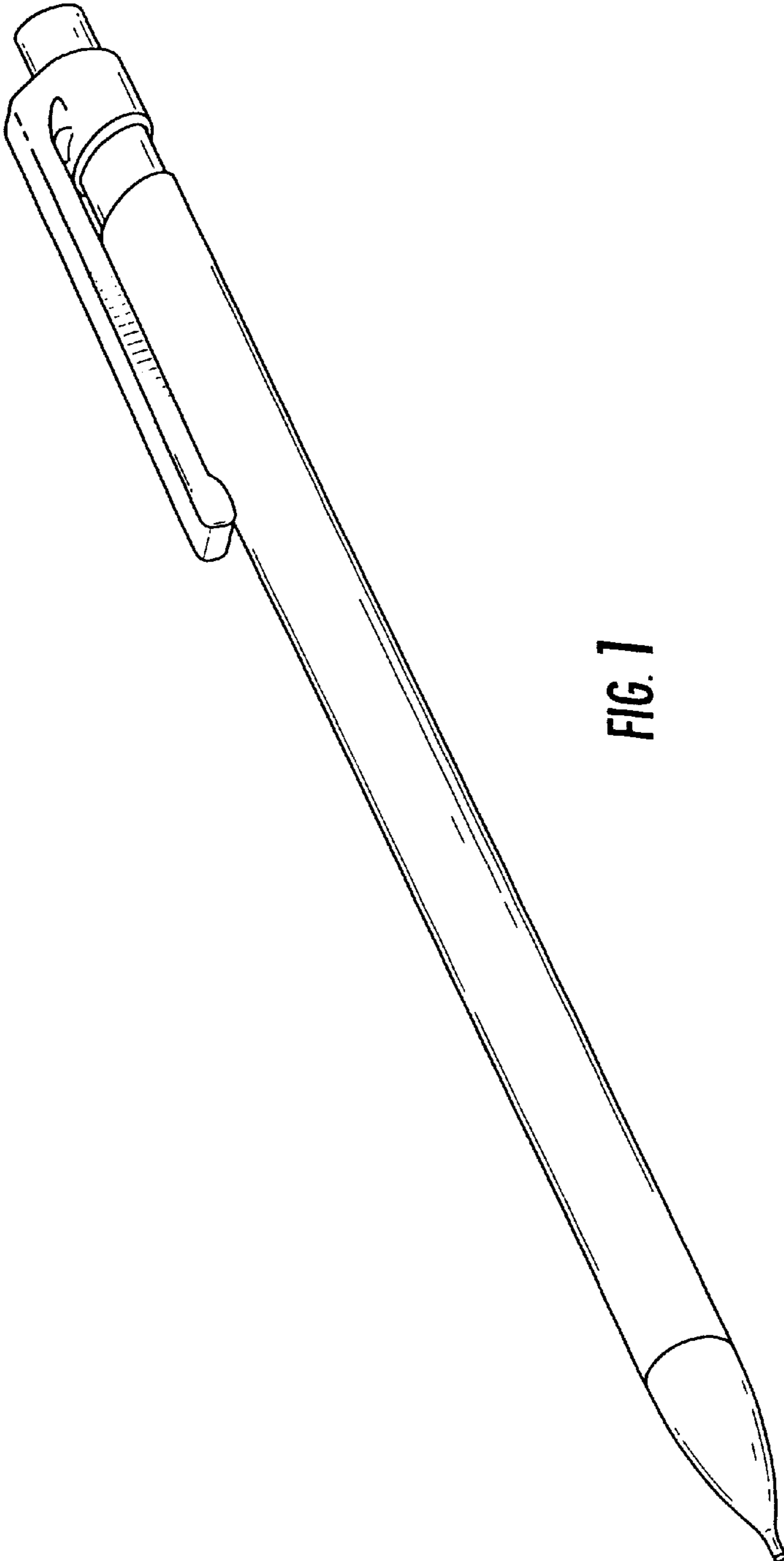


FIG. 1




FIG. 2




FIG. 3




FIG. 4



FIG. 5

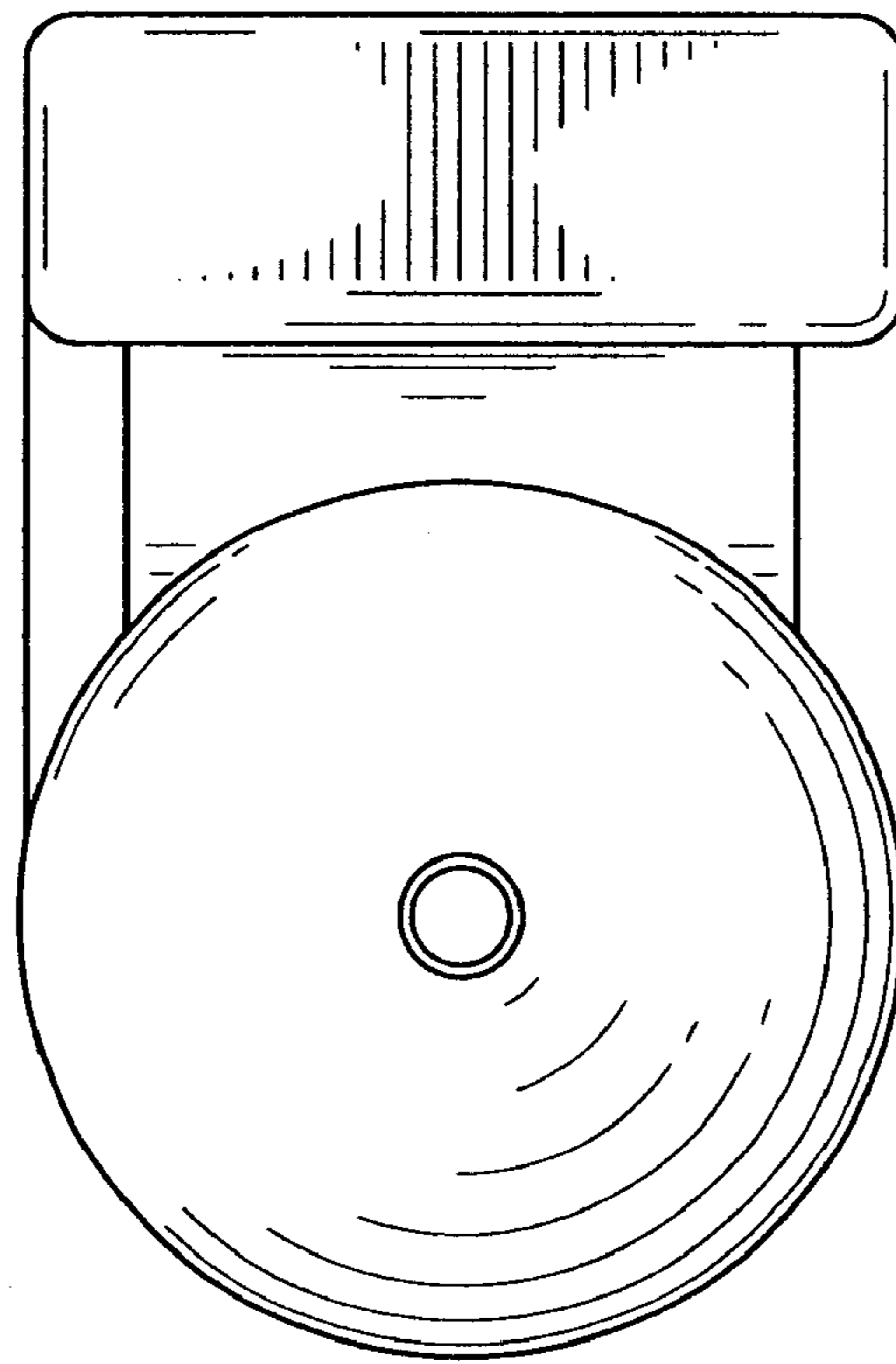


FIG. 6

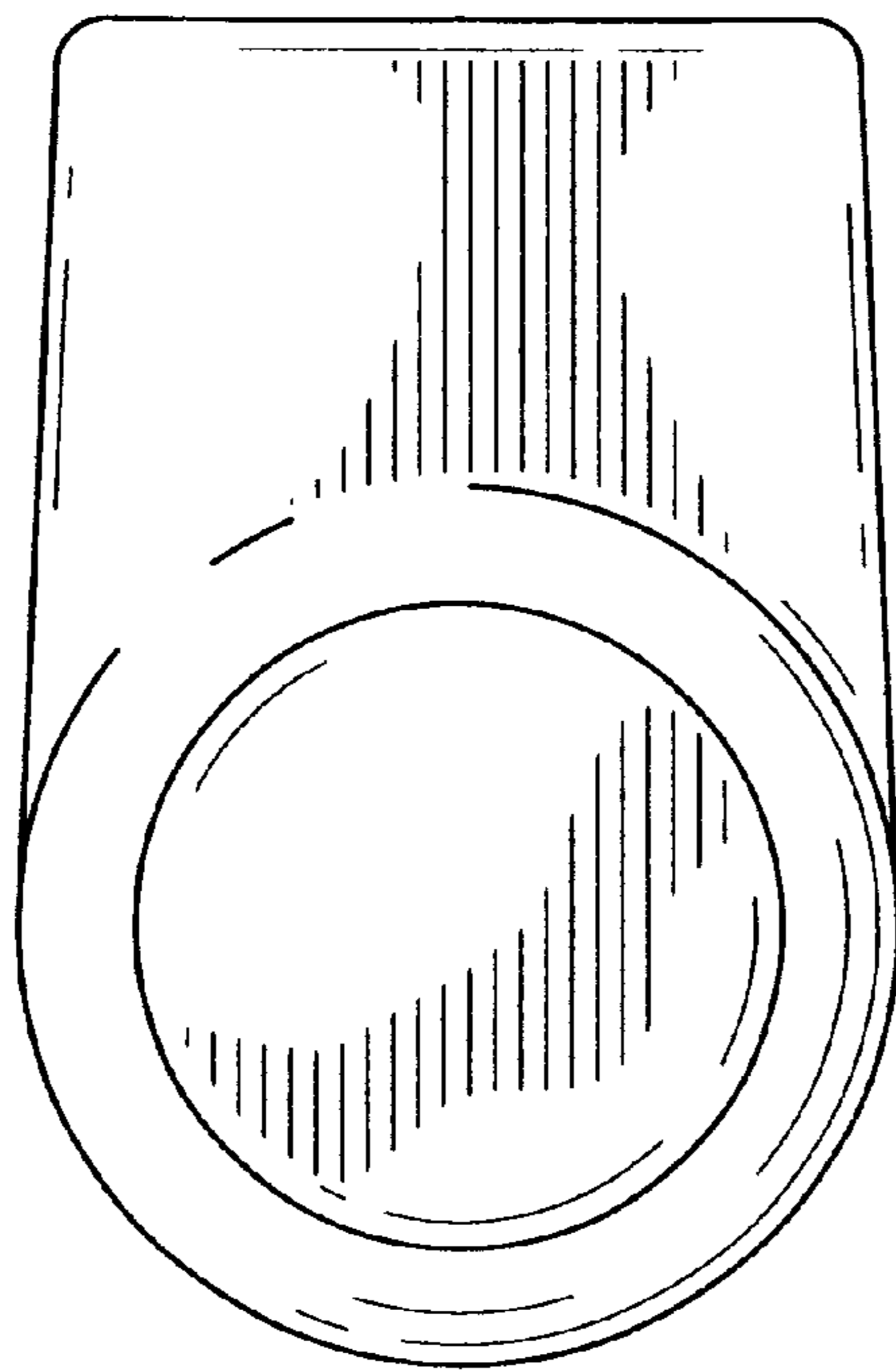


FIG. 7