



US00D531665S

(12) **United States Design Patent**
Leibeck

(10) **Patent No.:** **US D531,665 S**

(45) **Date of Patent:** **** Nov. 7, 2006**

(54) **WRITING, DRAWING OR PAINTING
UTENSIL**

(75) Inventor: **Christian Leibeck**, Nürnberg (DE)

(73) Assignee: **J.S. Staedtler GmbH & Co. KG**,
Nürnberg (DE)

(**) Term: **14 Years**

(21) Appl. No.: **29/243,067**

(22) Filed: **Nov. 18, 2005**

Related U.S. Application Data

(62) Division of application No. 29/164,243, filed on Jul. 19,
2002, now Pat. No. Des. 518,522.

(30) **Foreign Application Priority Data**

Jan. 23, 2002 (DE) 4 02 00 694

(51) **LOC (8) Cl.** **19-06**

(52) **U.S. Cl.** **D19/48**

(58) **Field of Classification Search** D19/35,
D19/36, 41, 42, 43, 44, 45, 46, 47, 48, 49,
D19/50, 51, 55, 56, 57; 401/6, 88, 99, 104,
401/105, 106, 107, 108, 109

See application file for complete search history.

(56) **References Cited**

U.S. PATENT DOCUMENTS

D62,878 S * 8/1923 Bricken D19/48

| | | | | | |
|-------------|---|---------|-----------------|-------|---------|
| D89,449 S | * | 3/1933 | Parker | | D19/48 |
| 1,989,351 A | * | 1/1935 | Crowell | | 401/192 |
| D112,401 S | * | 11/1938 | Andrews | | D19/48 |
| D143,052 S | * | 11/1945 | Waldinger | | D19/48 |
| D152,030 S | * | 12/1948 | Shupack | | D19/48 |
| D154,522 S | * | 7/1949 | Weston | | D19/57 |
| D284,676 S | * | 7/1986 | Malm | | D19/51 |
| D316,427 S | * | 4/1991 | Tinz | | D19/48 |
| D386,526 S | * | 11/1997 | Ito | | D19/53 |
| D394,673 S | * | 5/1998 | Moorthy et al. | | D19/49 |
| D412,532 S | * | 8/1999 | Chuang | | D19/36 |
| D440,602 S | * | 4/2001 | Ikeda | | D19/48 |
| D441,398 S | * | 5/2001 | Owen et al. | | D19/49 |
| D462,716 S | * | 9/2002 | Tsuchida et al. | | D19/43 |
| D482,397 S | * | 11/2003 | Hui | | D19/43 |

* cited by examiner

Primary Examiner—Elizabeth A. Albert

(74) *Attorney, Agent, or Firm*—Friedrich Kueffner

(57) **CLAIM**

The ornamental design for a writing, drawing or painting
utensil, as shown and described.

DESCRIPTION

FIG. 1 is a side view of a writing, drawing or painting utensil
showing my new design;

FIG. 2 is a another side view thereof;

FIG. 3 is a another side view thereof;

FIG. 4 is a top view thereof; and,

FIG. 5 is a bottom view thereof.

1 Claim, 2 Drawing Sheets

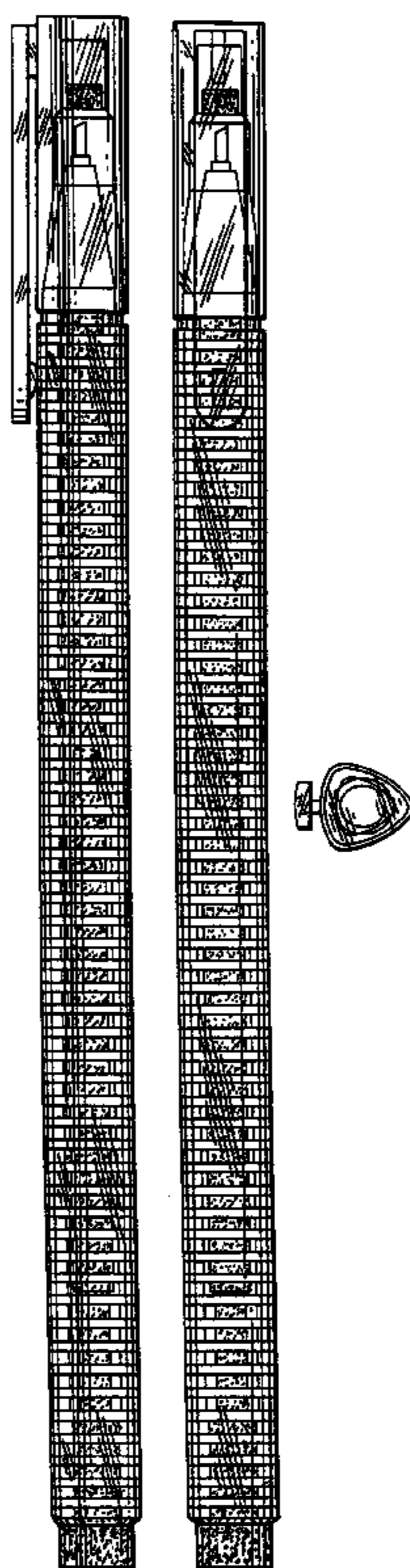


FIG. 1

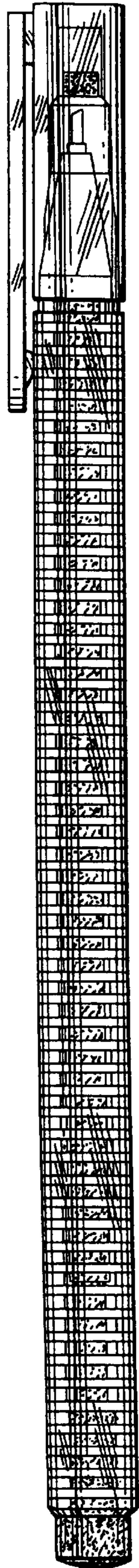


FIG. 2




FIG. 3

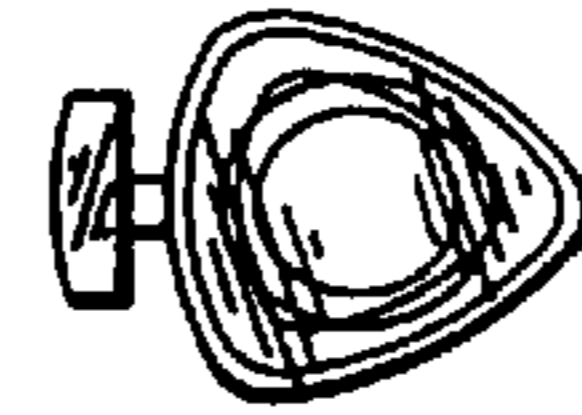
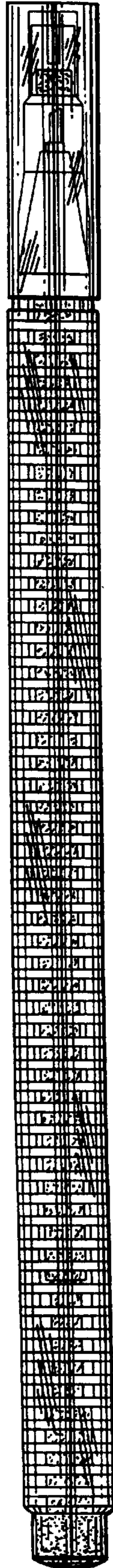


FIG. 4

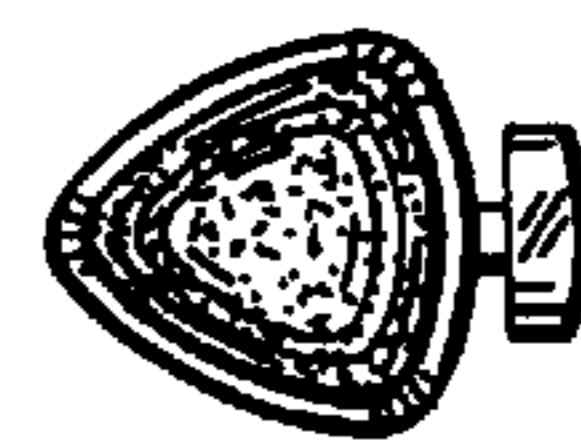


FIG. 5