



US00D531642S

(12) **United States Design Patent**
Maeda et al.

(10) **Patent No.:** **US D531,642 S**

(45) **Date of Patent:** **** Nov. 7, 2006**

(54) **MUFFLER PROTECTOR FOR AN
INTERNAL-COMBUSTION ENGINE**

4,832,151 A * 5/1989 Araki 181/211
5,121,810 A * 6/1992 Araki 181/198
D463,328 S * 9/2002 Sawabe D12/126

(75) Inventors: **Joji Maeda**, Wako (JP); **Masayuki
Osumi**, Wako (JP)

OTHER PUBLICATIONS

Japanese Patent Office, Design Official Gazette(s), 632935
Associated Design 5, Application No. S58-14843, Applica-
tion Date: Apr. 8, 1983.

(73) Assignee: **Honda Motor Co., Ltd.**, Tokyo (JP)

(**) Term: **14 Years**

* cited by examiner

(21) Appl. No.: **29/227,655**

Primary Examiner—Ian Simmons

(22) Filed: **Apr. 14, 2005**

Assistant Examiner—Maurice Stevens

(30) **Foreign Application Priority Data**

(74) *Attorney, Agent, or Firm*—Westerman, Hattori,
Daniels & Adrian, LLP

Oct. 15, 2004 (JP) 2004-031406

(57) **CLAIM**

(51) **LOC (8) Cl.** **15-01**

What is claimed is; the ornamental design for, a muffler
protector for an internal-combustion engine, as shown and
described.

(52) **U.S. Cl.** **D15/5**

(58) **Field of Classification Search** D15/5;
D12/194, 126; 181/200-204, 211-212, 227-228,
181/230, 240-245, 247-253, 263-264, 282-283;
180/89.2, 219, 225; 165/134.1; 126/83; 60/299,
60/320, 312-314, 322-323; 123/195 C, 315,
123/198 E; 280/304.3

DESCRIPTION

See application file for complete search history.

FIG. 1 is a front elevation view of a muffler protector for an
internal-combustion engine, showing our new design;
FIG. 2 is a rear elevation view thereof;
FIG. 3 is a top plan view thereof;
FIG. 4 is a bottom plan view thereof;
FIG. 5 is a right side elevation view thereof;
FIG. 6 is a left side elevation view thereof; and,
FIG. 7 is a perspective view thereof.

(56) **References Cited**

U.S. PATENT DOCUMENTS

2,834,427 A * 5/1958 Powers et al. 181/243
4,422,523 A * 12/1983 Kuwano 181/211

1 Claim, 4 Drawing Sheets




FIG. 1

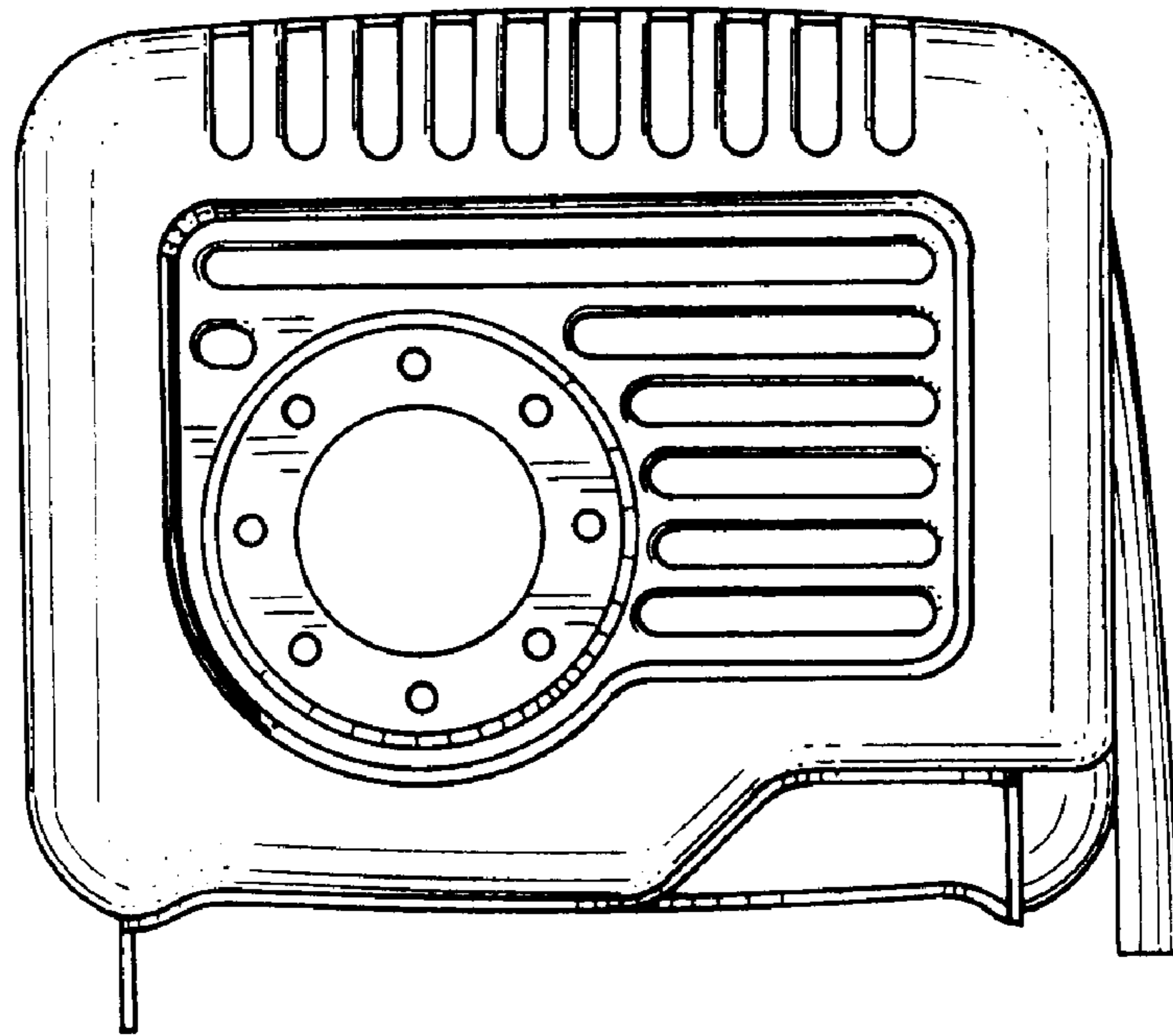


FIG. 2




FIG. 3

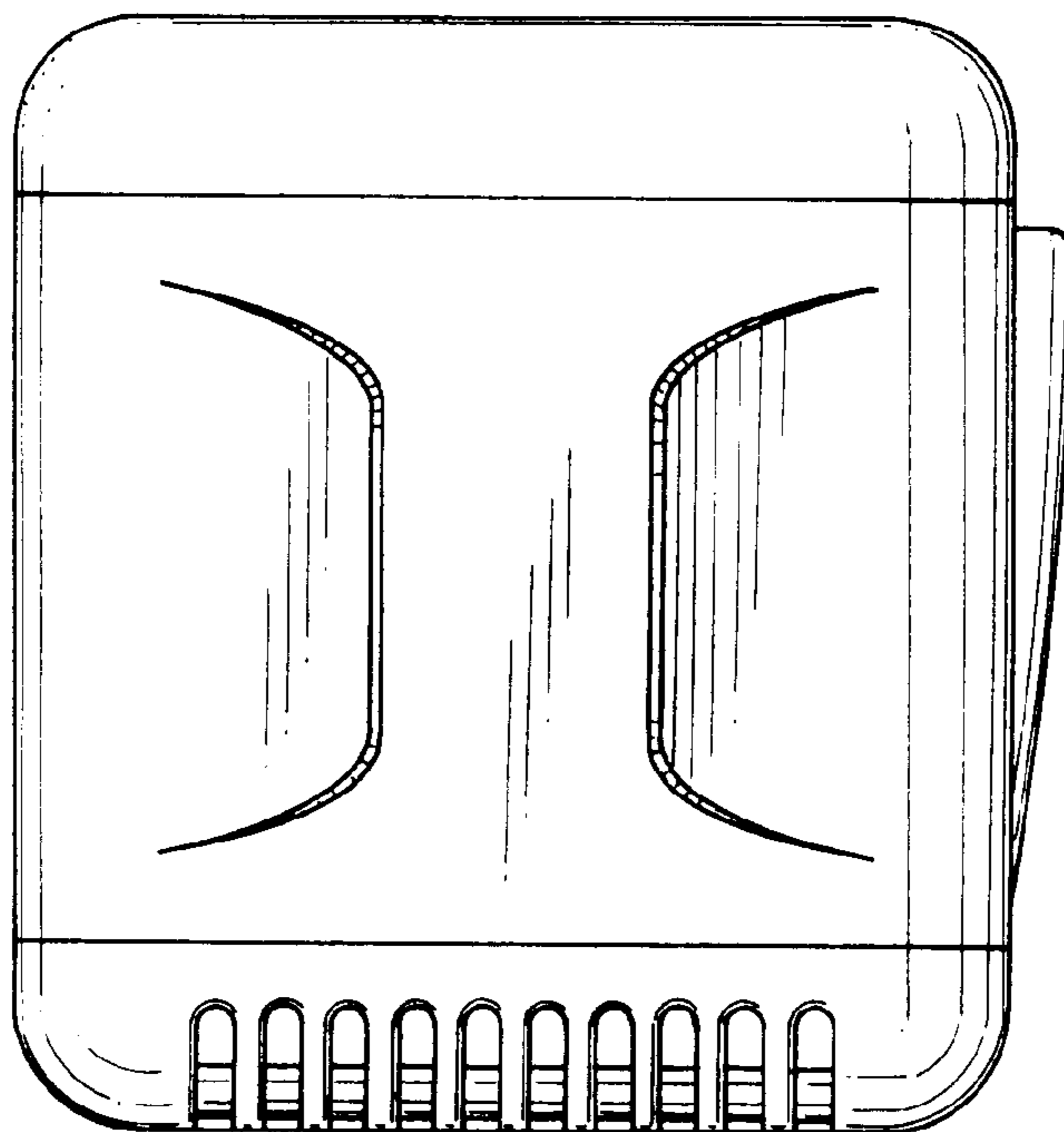


FIG. 4

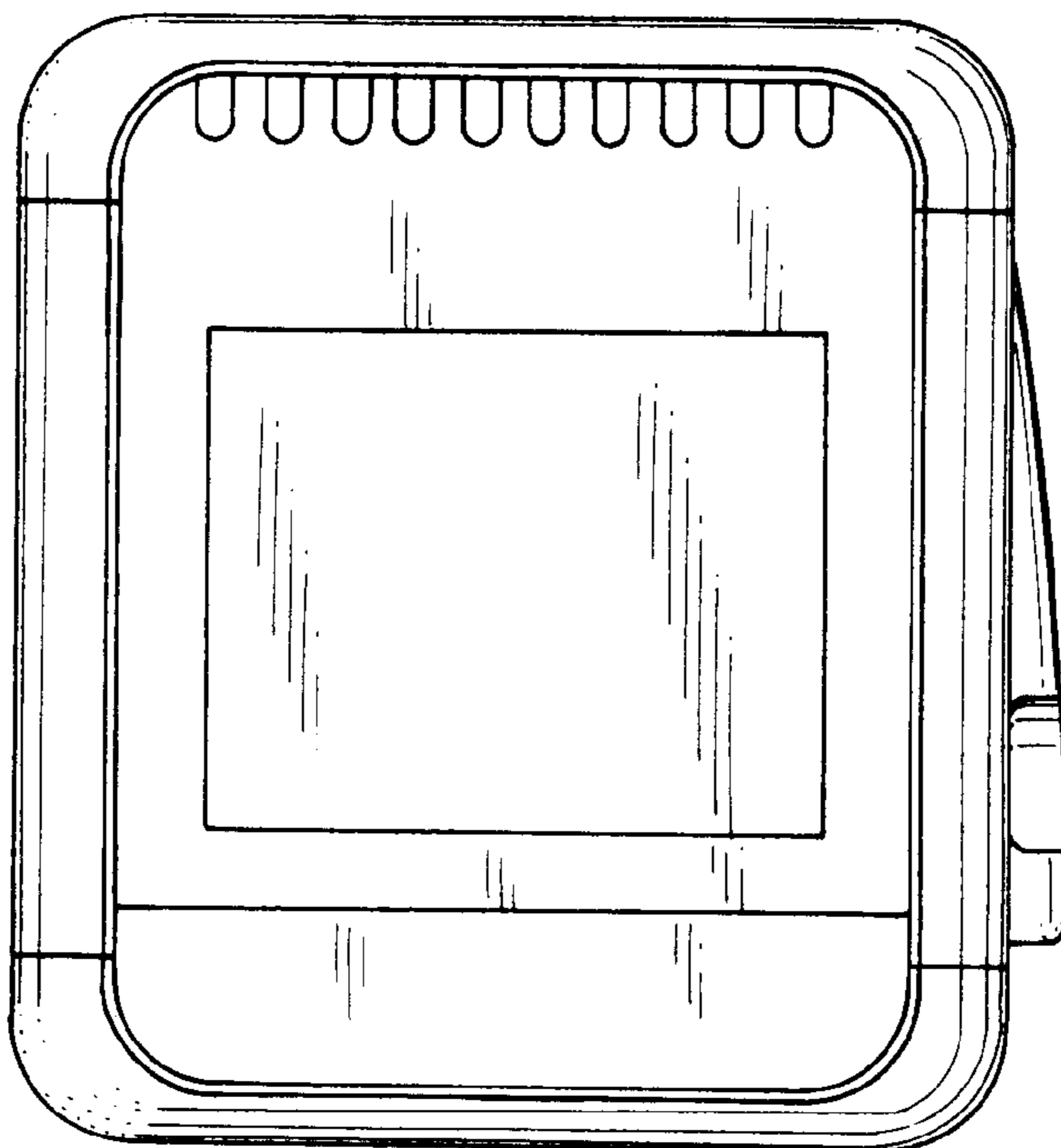


FIG. 5

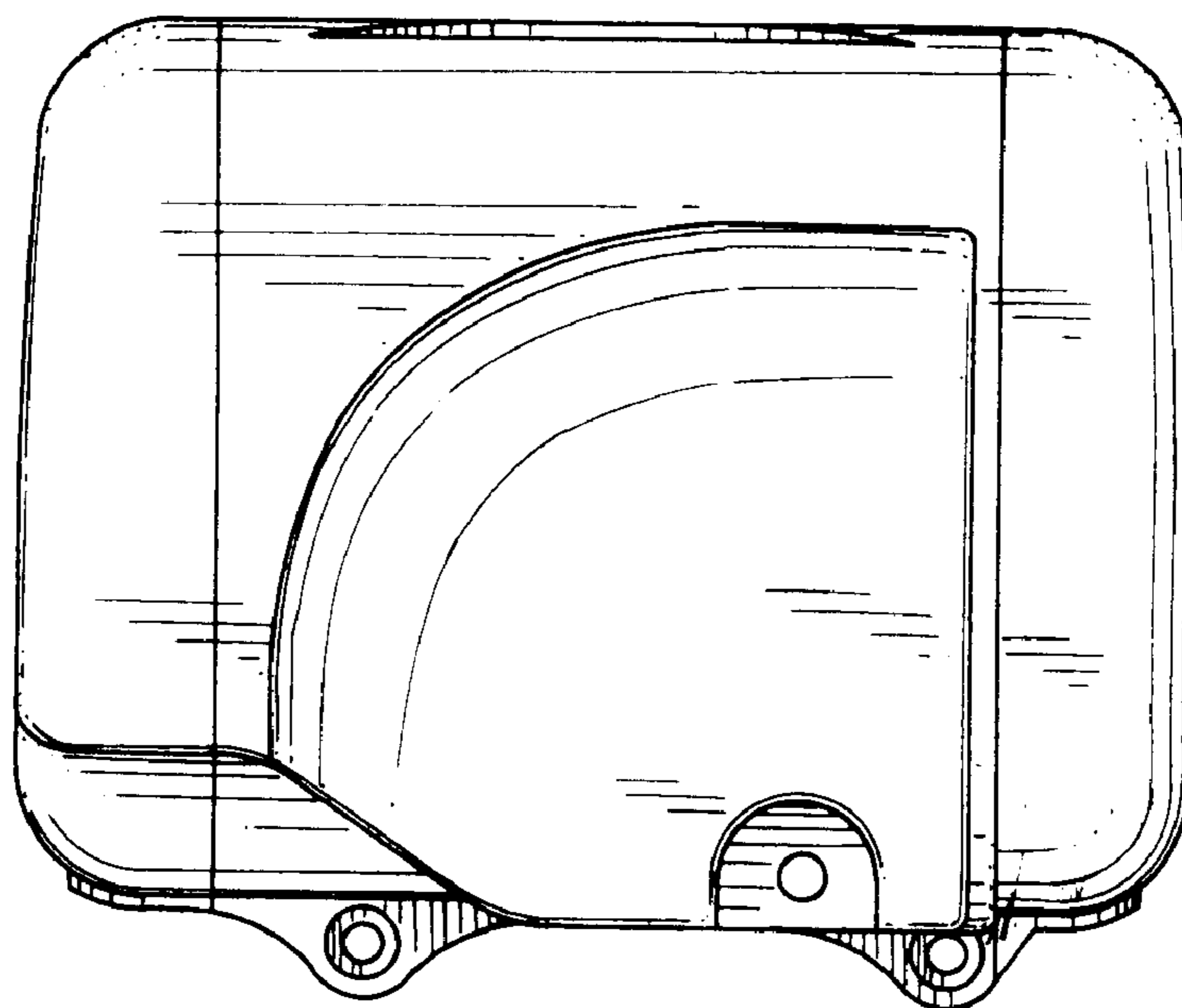


FIG. 6




FIG. 7

