



US00D531633S

(12) **United States Design Patent**  
**Chen et al.**

(10) **Patent No.:** **US D531,633 S**

(45) **Date of Patent:** **\*\* Nov. 7, 2006**

(54) **COMPUTER FRONT BEZEL**

(75) Inventors: **Yun-Lung Chen**, Tucheng (TW); **Qun Wang**, Shenzhen (CN)

(73) Assignee: **Hon Hai Precision Ind. Co., Ltd.**, Taipei Hsien (TW)

(\*\*) Term: **14 Years**

(21) Appl. No.: **29/240,607**

(22) Filed: **Oct. 14, 2005**

(30) **Foreign Application Priority Data**

Jul. 21, 2005 (CN) ..... 2005 3 0064865

(51) **LOC (8) Cl.** ..... **14-02**

(52) **U.S. Cl.** ..... **D14/444**

(58) **Field of Classification Search** ..... D14/441-446;  
D13/162, 184, 199; 312/223.2; 360/99.01-99.12;  
361/680-686, 690-696; 369/34.01, 36.01  
See application file for complete search history.

(56) **References Cited**

**U.S. PATENT DOCUMENTS**

5,169,218 A \* 12/1992 Chu ..... 312/223.2

D431,825 S \* 10/2000 Jean et al. .... D14/444  
D438,517 S \* 3/2001 Chen et al. .... D14/444  
D459,357 S \* 6/2002 Lo ..... D14/444  
D500,762 S \* 1/2005 Chen et al. .... D14/444

\* cited by examiner

*Primary Examiner*—Freda S. Nunn

(74) *Attorney, Agent, or Firm*—Wei Te Chung

(57) **CLAIM**

The ornamental design for a computer front bezel, as shown and described.

**DESCRIPTION**

FIG. 1 is a perspective view of a computer front bezel of our new design;

FIG. 2 is a front elevational view thereof;

FIG. 3 is a rear elevational view thereof;

FIG. 4 is a left side elevational view thereof;

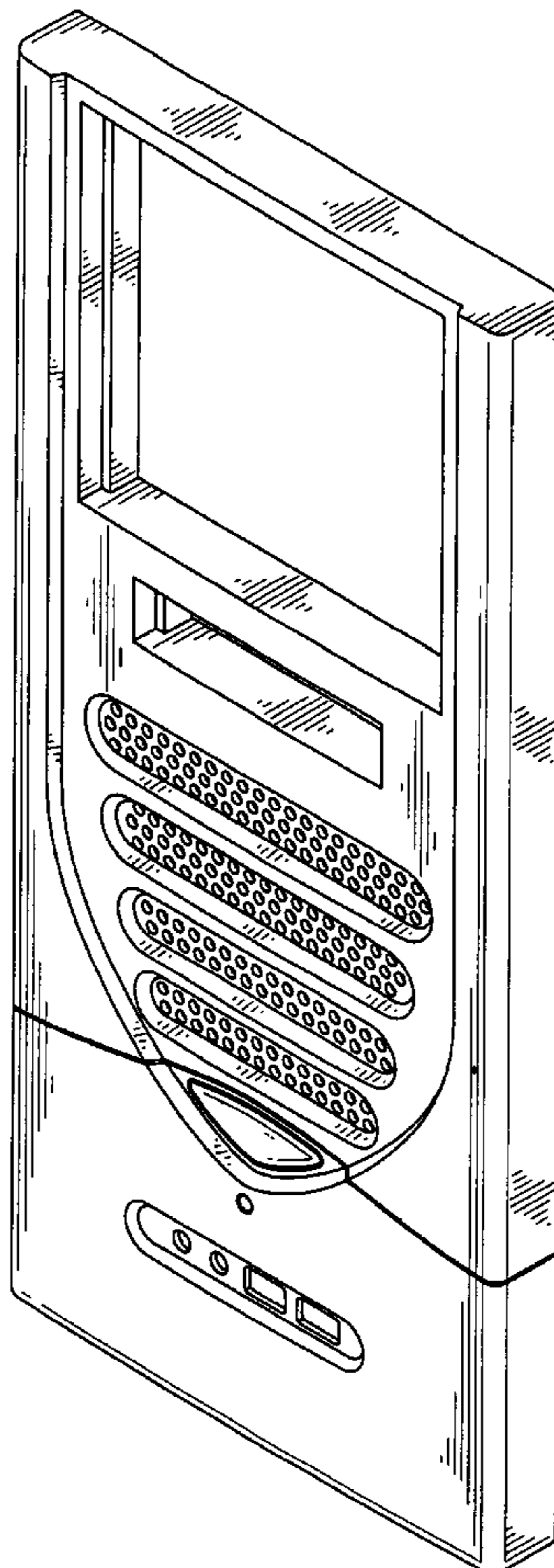
FIG. 5 is a right side elevational view thereof;

FIG. 6 is a top plan view thereof;

FIG. 7 is a bottom plan view thereof; and,

FIG. 8 is a perspective view thereof being mounted to a computer case which is shown in broken lines for illustrative purposes only and forms no part of the claimed design.

**1 Claim, 6 Drawing Sheets**



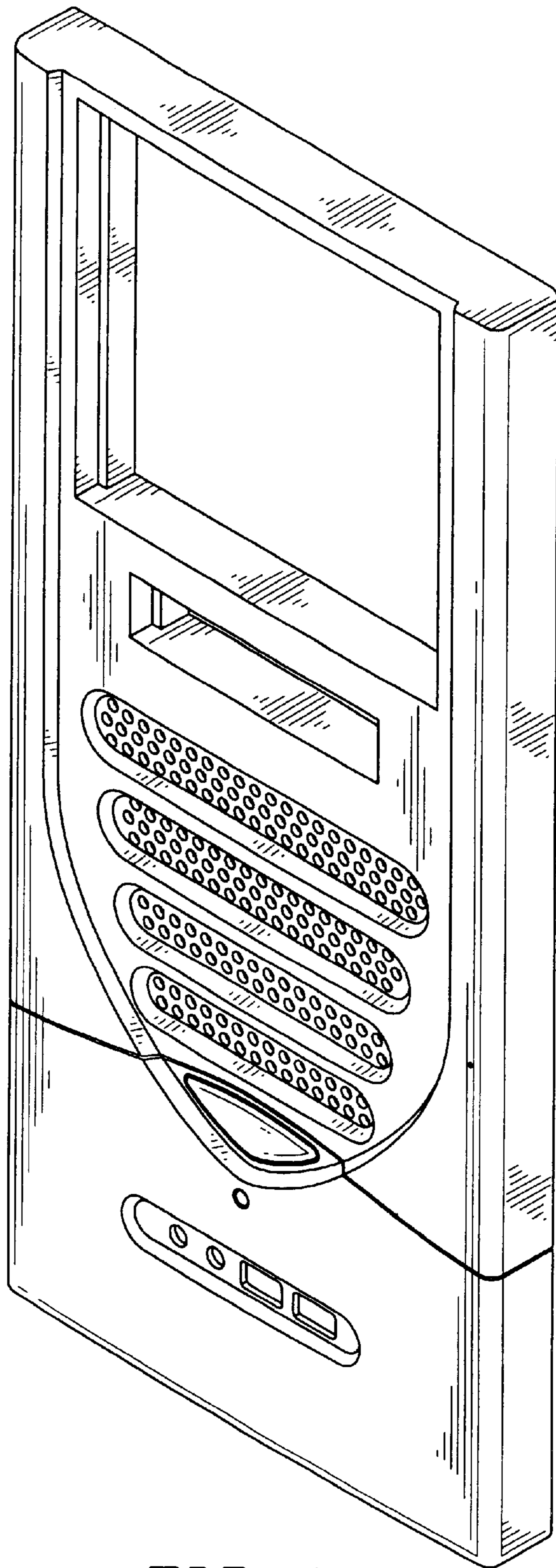


FIG. 1

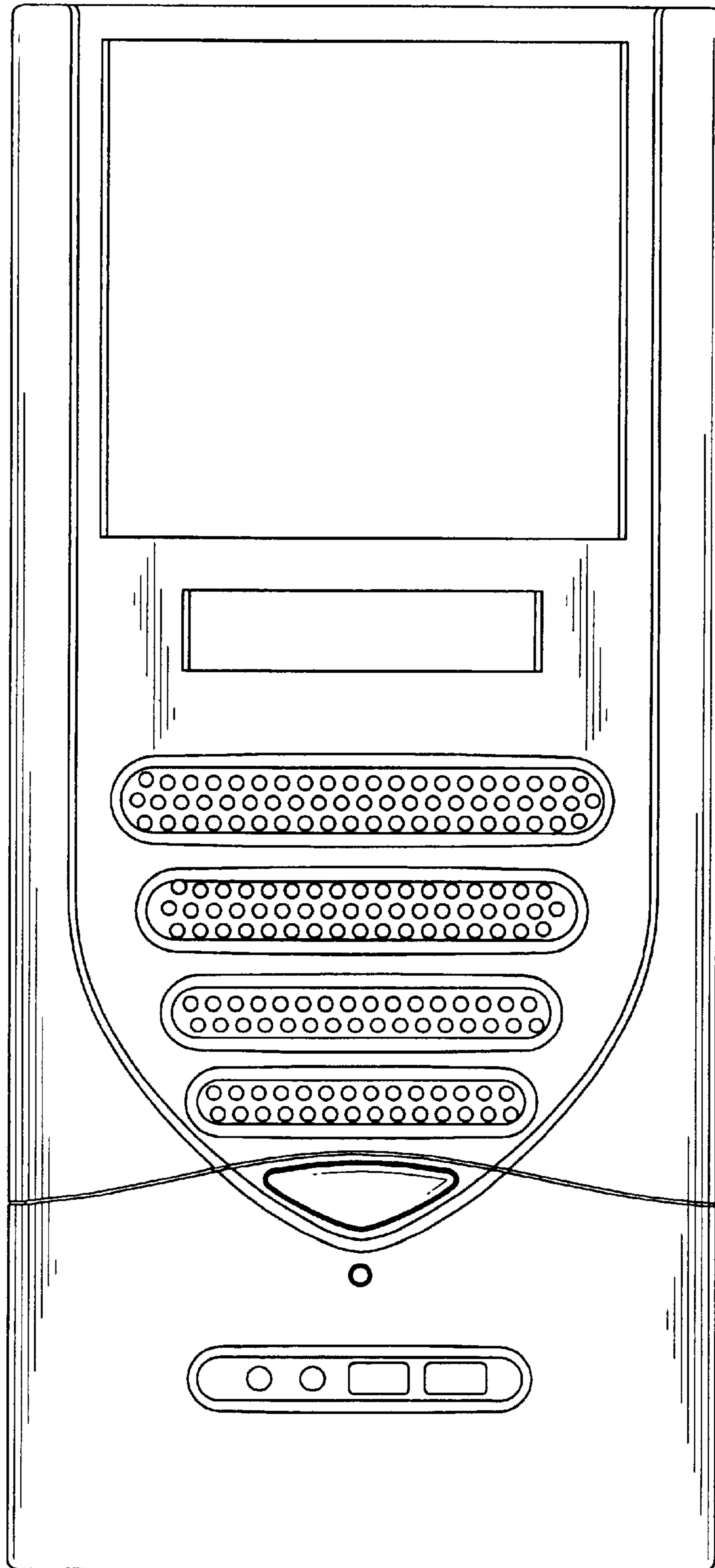


FIG. 2

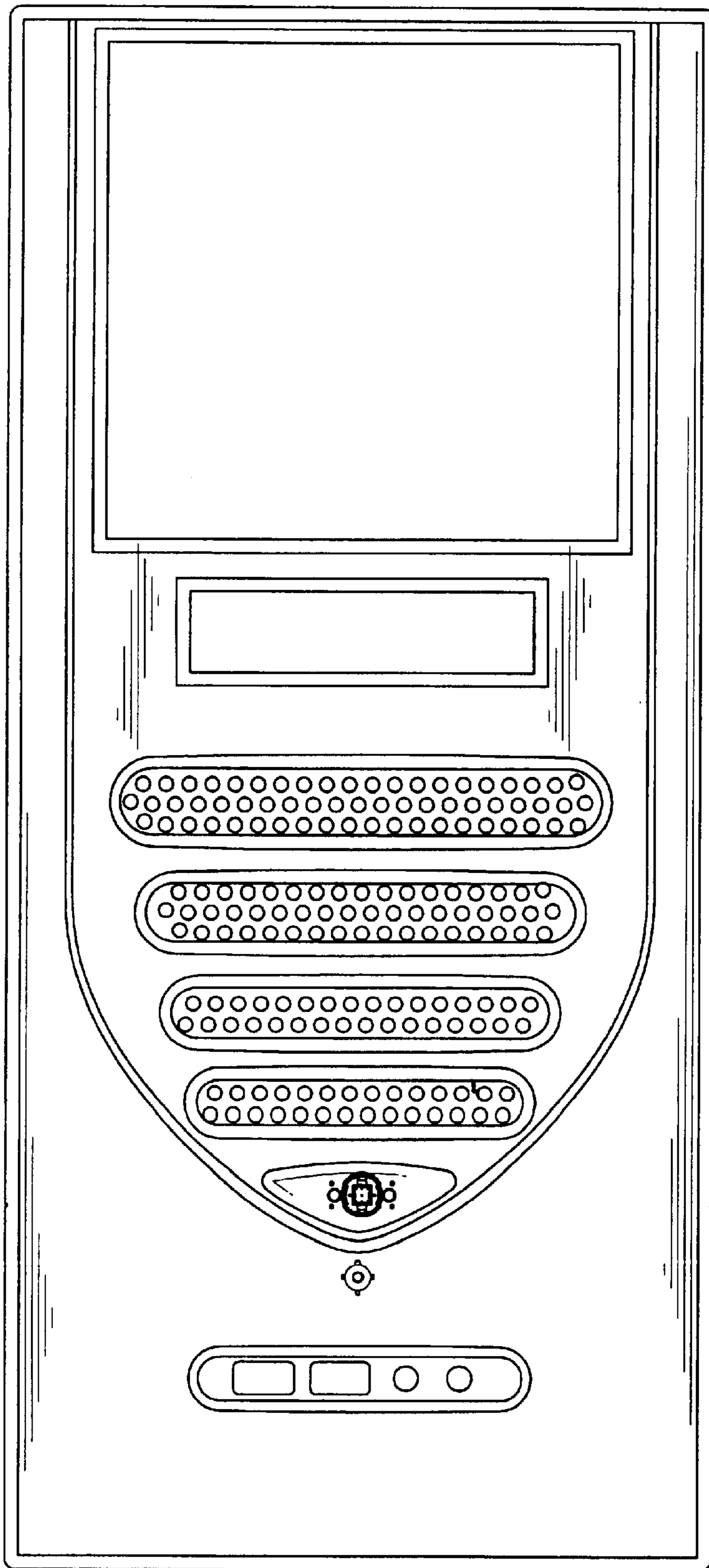


FIG. 3




FIG. 4




FIG. 5




FIG. 6




FIG. 7



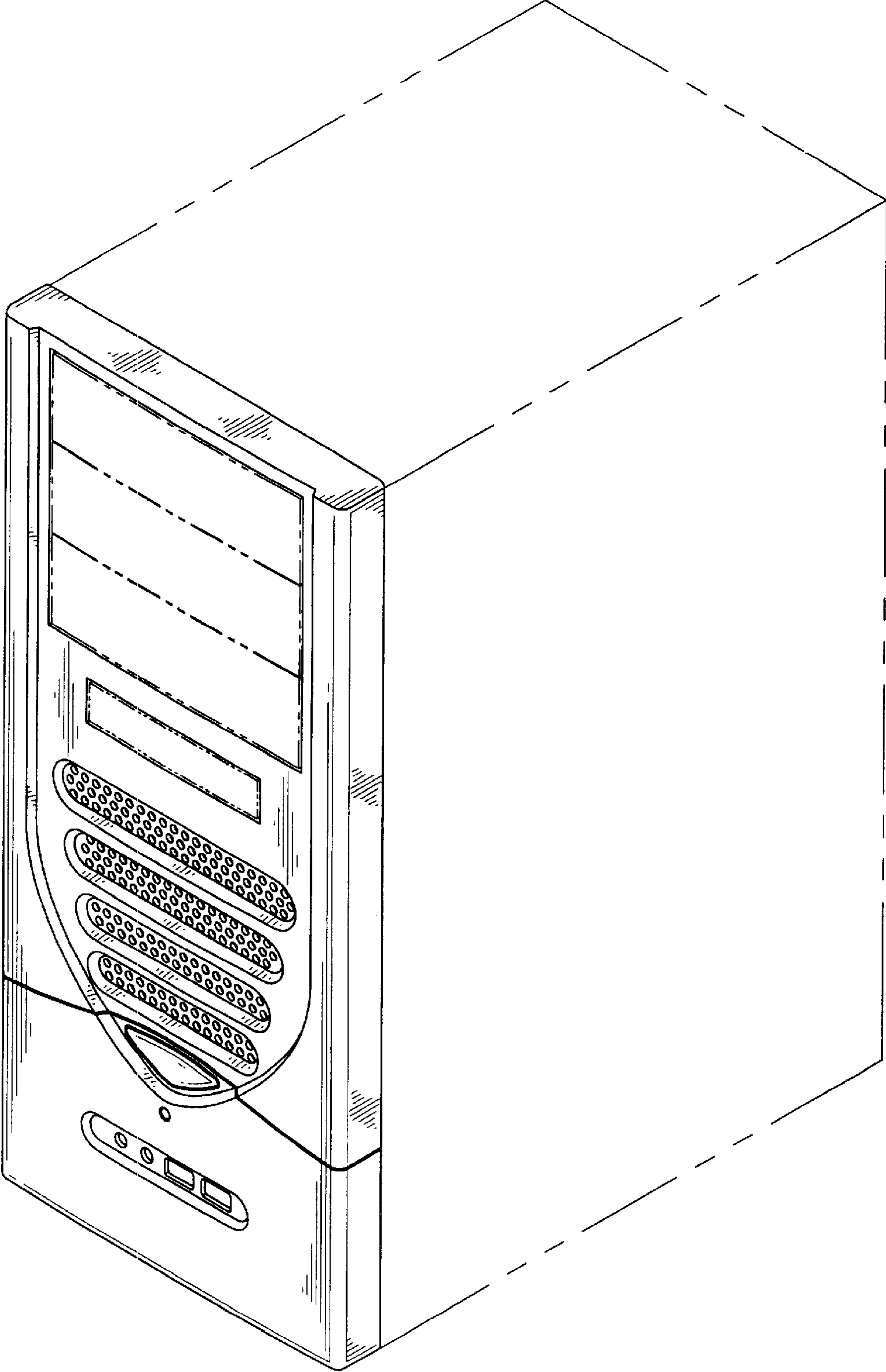


FIG. 8