



US00D531625S

(12) **United States Design Patent** (10) **Patent No.:** **US D531,625 S**
Hori (45) **Date of Patent:** **** Nov. 7, 2006**

(54) **ANTENNA**

(75) Inventor: **Tomoo Hori**, Yokohama (JP)

(73) Assignee: **Matsushita Electric Industrial Co., Ltd.**, Osaka (JP)

(**) Term: **14 Years**

(21) Appl. No.: **29/243,474**

(22) Filed: **Nov. 23, 2005**

(30) **Foreign Application Priority Data**
 Sep. 20, 2005 (JP) 2005-027105

(51) **LOC (8) Cl.** **14-03**

(52) **U.S. Cl.** **D14/230**

(58) **Field of Classification Search** D14/137,
 D14/138, 230-238, 299, 358; D12/42, 43;
 343/700 R-705, 871-908, 795, 840, 711-713,
 343/819, 846; 455/90.2, 90.3, 91, 128, 269,
 455/344, 347, 562.1

See application file for complete search history.

JP	D932770	8/1995
JP	D1026718	12/1998
JP	D1068762	5/2000
JP	D1082008	8/2000
JP	D1143863	6/2002
JP	D1166642	3/2003
JP	D1170331	4/2003
JP	D1170332	4/2003
JP	D1192423	12/2003
JP	D1237971	4/2005
JP	D1244159	6/2005

* cited by examiner

Primary Examiner—Robert A. Delehanty
Assistant Examiner—John Windmuller
 (74) *Attorney, Agent, or Firm*—Brinks Hofer Gilson & Lione

(57) **CLAIM**

I claim the ornamental design for an antenna, as shown and described.

DESCRIPTION

FIG. 1 is a top perspective view of an antenna showing my new design;
 FIG. 2 is a front elevational view thereof;
 FIG. 3 is a left side elevational view thereof;
 FIG. 4 is a right side elevational view thereof;
 FIG. 5 is a top plan view thereof;
 FIG. 6 is a bottom plan view thereof; and,
 FIG. 7 is a rear elevational view thereof.

The antenna is placed, for example, in the interior of an automobile. The antenna receives audio signals from a wireless telephone through, for instance, Bluetooth. The received audio signals are sent to a car audio device or a navigation device equipped in the automobile.

(56) **References Cited**

U.S. PATENT DOCUMENTS

D181,952 S	*	1/1958	Adams	D14/234
D383,687 S	*	9/1997	Conrado et al.	D10/104
D432,551 S	*	10/2000	Luke	D15/199
D438,199 S	*	2/2001	Arpe	D14/240
D478,070 S	*	8/2003	Nagai et al.	D14/240
D497,318 S	*	10/2004	Strand et al.	D10/104

FOREIGN PATENT DOCUMENTS

JP	D865580	4/1993
JP	D878057	9/1993
JP	D878098	9/1993

1 Claim, 3 Drawing Sheets



FIG. 1




FIG.2

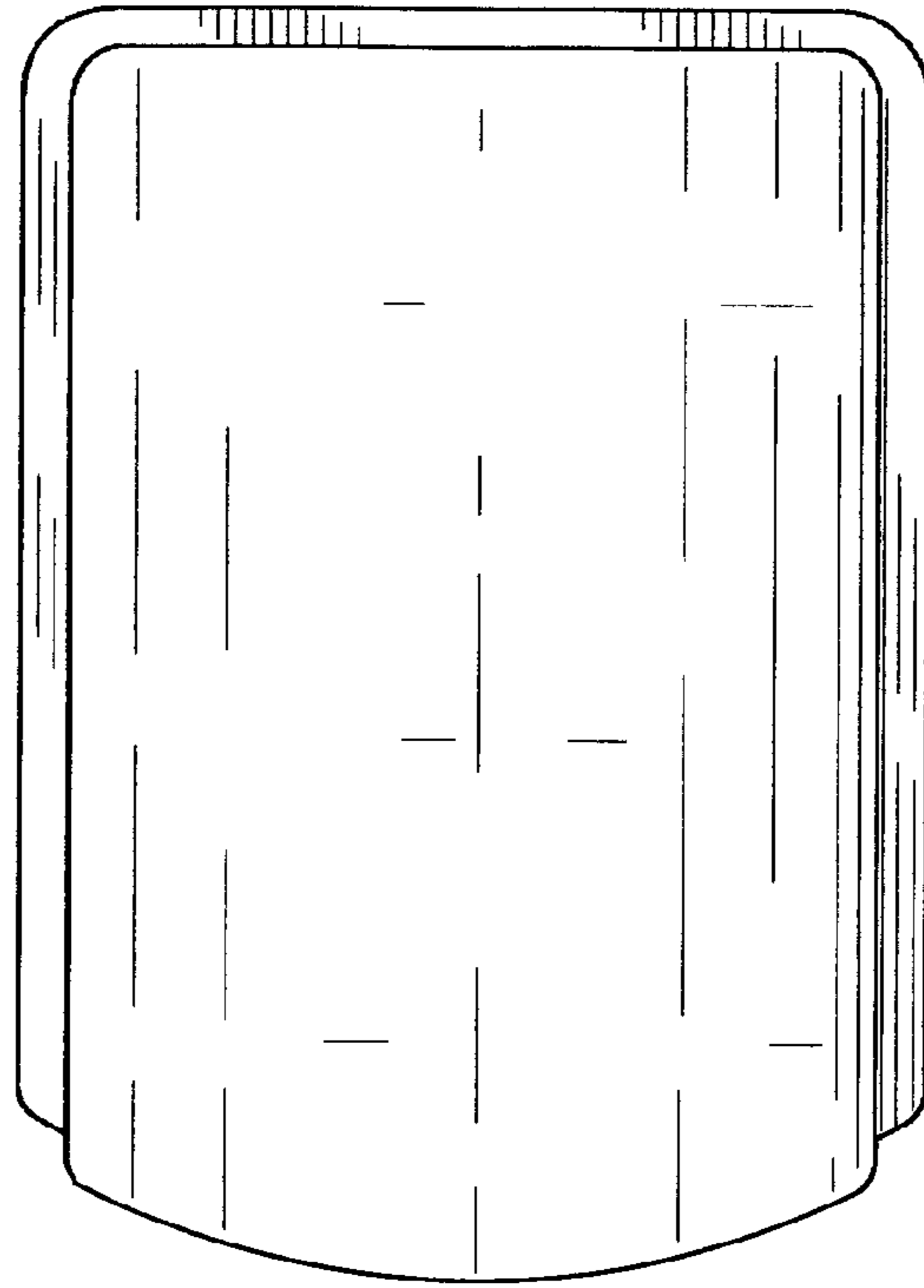


FIG.3

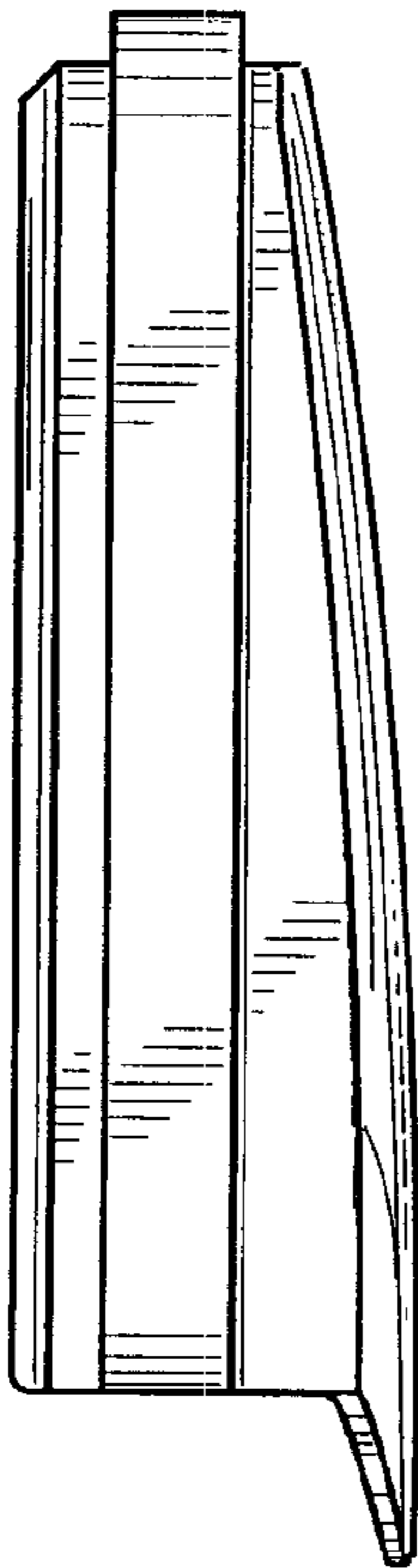


FIG.4

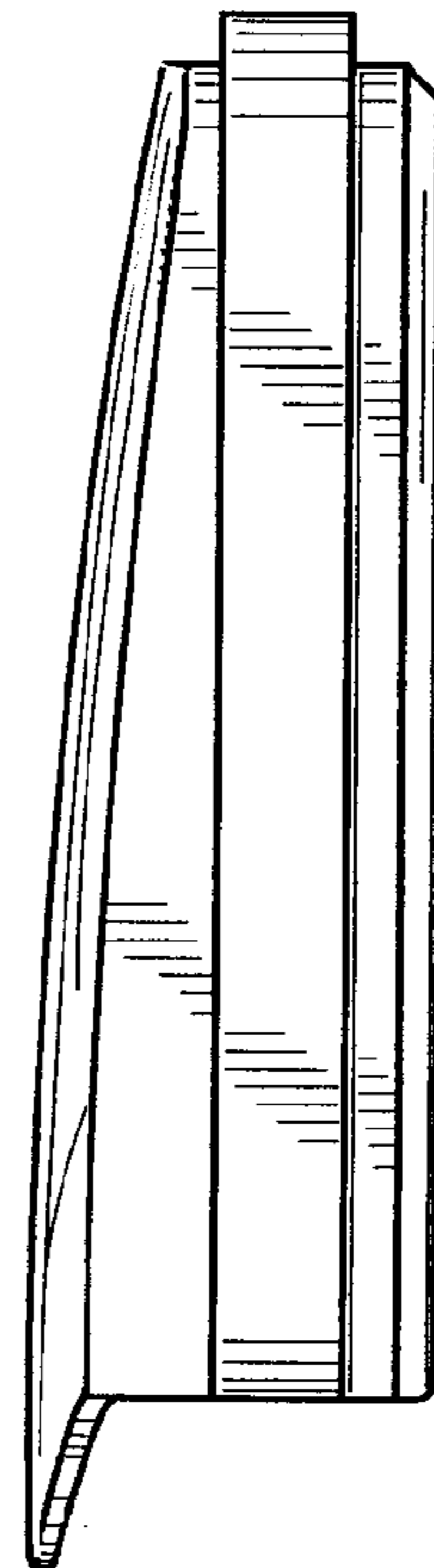


FIG.5

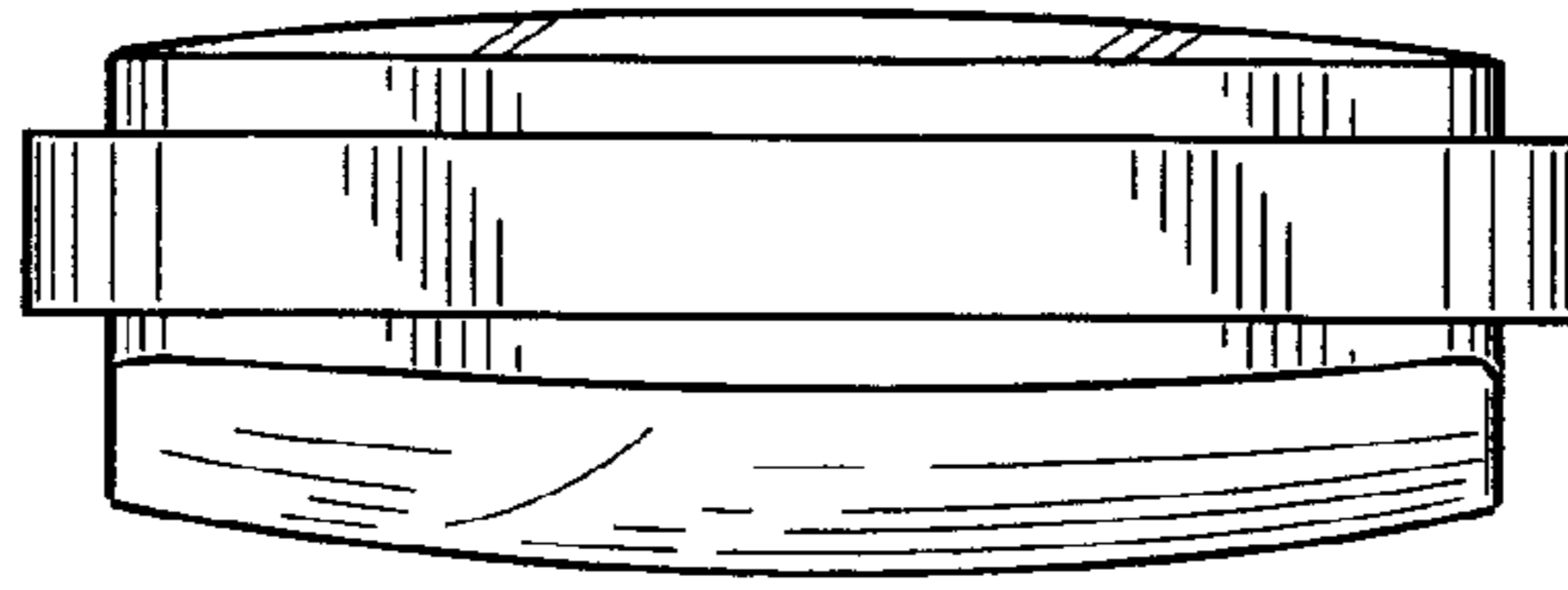


FIG.6

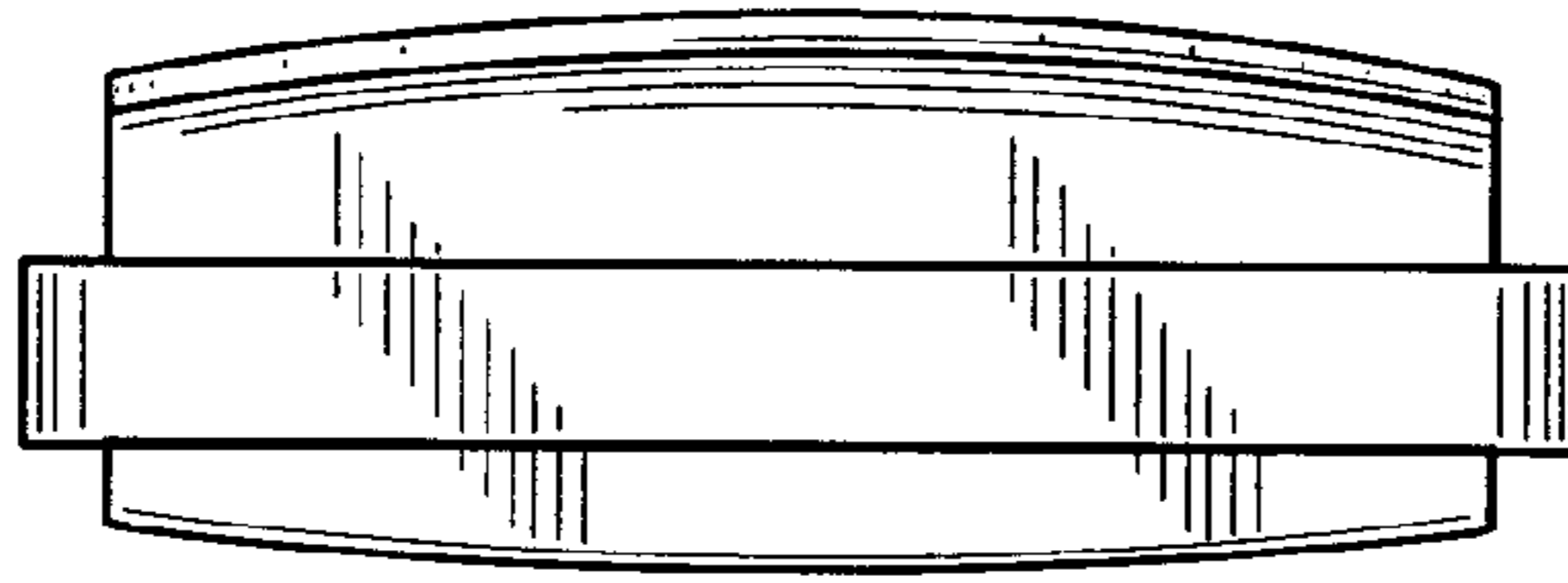


FIG.7

