



US00D531613S

(12) **United States Design Patent** (10) **Patent No.:** **US D531,613 S**
Lesniak et al. (45) **Date of Patent:** **** Nov. 7, 2006**

(54) **TELEPHONE**

(75) Inventors: **Ronald S. Lesniak**, Scotts Valley, CA (US); **Spencer L. Hermanson**, San Jose, CA (US); **Elena Pimkina**, San Jose, CA (US); **Gloria I. Seamons**, San Jose, CA (US); **Sean Horita**, San Francisco, CA (US); **Temujin Kuechle**, Santa Cruz, CA (US); **Tung Hang Song**, Penang (MY)

(73) Assignee: **Teledex Corporation**, San Jose, CA (US)

(**) Term: **14 Years**

(21) Appl. No.: **29/226,504**

(22) Filed: **Mar. 28, 2005**

(51) **LOC (8) Cl.** **14-03**
(52) **U.S. Cl.** **D14/151**
(58) **Field of Classification Search** D14/144,
D14/137-138, 140, 142, 147-151, 240, 248;
379/419, 440, 434-436, 454-455
See application file for complete search history.

(56) **References Cited**

U.S. PATENT DOCUMENTS

D295,409 S	*	4/1988	Drew et al.	D14/248
D297,935 S	*	10/1988	Kurosu et al.	D14/151
D303,386 S	*	9/1989	Iino	D14/142
D303,665 S	*	9/1989	Ohta et al.	D14/142
D305,025 S	*	12/1989	Masaaki	D14/151
D307,426 S	*	4/1990	Ohta et al.	D14/142
D319,641 S	*	9/1991	Sugi et al.	D14/151
D334,932 S	*	4/1993	Yu	D14/151
D353,589 S	*	12/1994	Mo	D14/151
D353,590 S	*	12/1994	Mo	D14/151
D370,012 S	*	5/1996	Zeitman	D14/151
D372,912 S	*	8/1996	Yamada	D14/151
D381,981 S	*	8/1997	Johansson	D14/151
D389,144 S	*	1/1998	Hua	D14/151
D399,201 S	*	10/1998	Zeitman	D14/151
D408,825 S	*	4/1999	Johnson et al.	D14/248
D411,203 S	*	6/1999	Delhaes	D14/248

D412,330 S	*	7/1999	Shigemura	D14/151
D418,834 S	*	1/2000	Zeitman	D14/151
D426,535 S	*	6/2000	Zeitman	D14/151
D437,840 S	*	2/2001	Korby et al.	D14/151
D442,158 S	*	5/2001	Isonaga	D14/151
D448,011 S	*	9/2001	Danner et al.	D14/151
D481,699 S	*	11/2003	Jauregui et al.	D14/151
D490,795 S	*	6/2004	Watanabe et al.	D14/151

FOREIGN PATENT DOCUMENTS

WO	DM/053138	*	8/2000
WO	DM/055792	*	4/2001

OTHER PUBLICATIONS

“iPhone A110”, 1 p including photo, [online], <http://www.teledex.com/index.cfm?page=LP_5&crd=37&contentid=453>, site visited May 8, 2006, date not found on Wayback Internet Archive.*

(Continued)

Primary Examiner—Ian Simmons
Assistant Examiner—Carla Jobe Wright
(74) *Attorney, Agent, or Firm*—Thelen Reid & Priest LLP

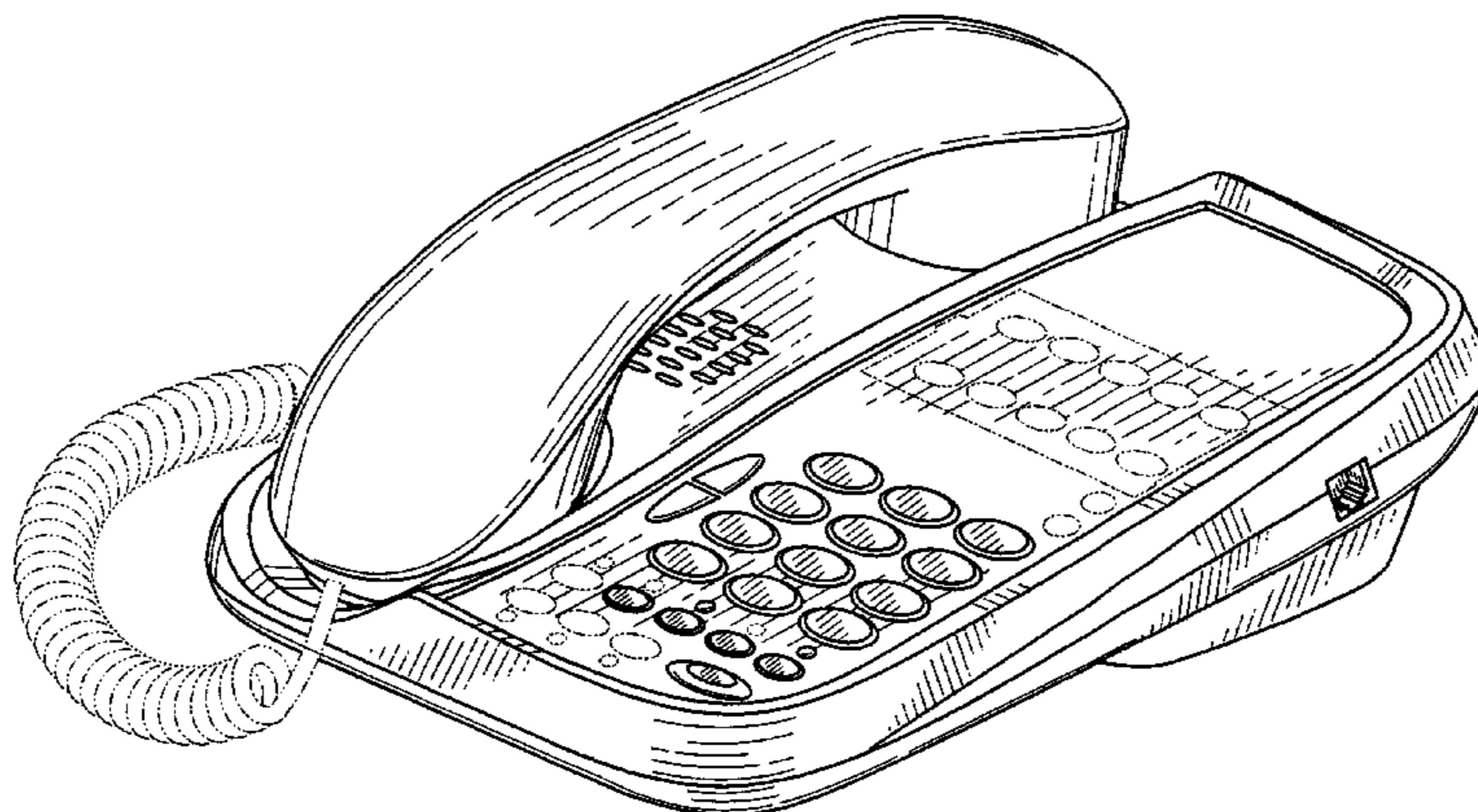
(57) **CLAIM**

The ornamental design for a telephone, as shown and described.

DESCRIPTION

FIG. 1 is a perspective view of the telephone with the handset in the base;
FIG. 2 is a perspective view of the telephone without the handset in the base;
FIG. 3 is a top view of the base;
FIG. 4 is a perspective bottom view of the base;
FIG. 5 is a view of the right side of the base;
FIG. 6 is view of the left side of the base;
FIG. 7 is a front elevation view of the base; and,
FIG. 8 is a back elevation view of the base.
The broken lines shown throughout the views are for illustrative purposes only and form no part of the claimed design.

1 Claim, 8 Drawing Sheets



OTHER PUBLICATIONS

“Cisco IP Phone 7902G”, 2 pp including photo, [online], <www.cisco.com/en/US/products/hw/phones/ps379/products_data_sheet09186a0080159de2.html>, site visited May 3, 2006.*

“Cisco IP Phone 7905G”, 2 pp including photo, [online], <www.cisco.com/application/pdf/en/us/guest/products/ps1851/c1650/ccmigration_09186a00800c835a.pdf>, site visited May 3, 2006.*

* cited by examiner

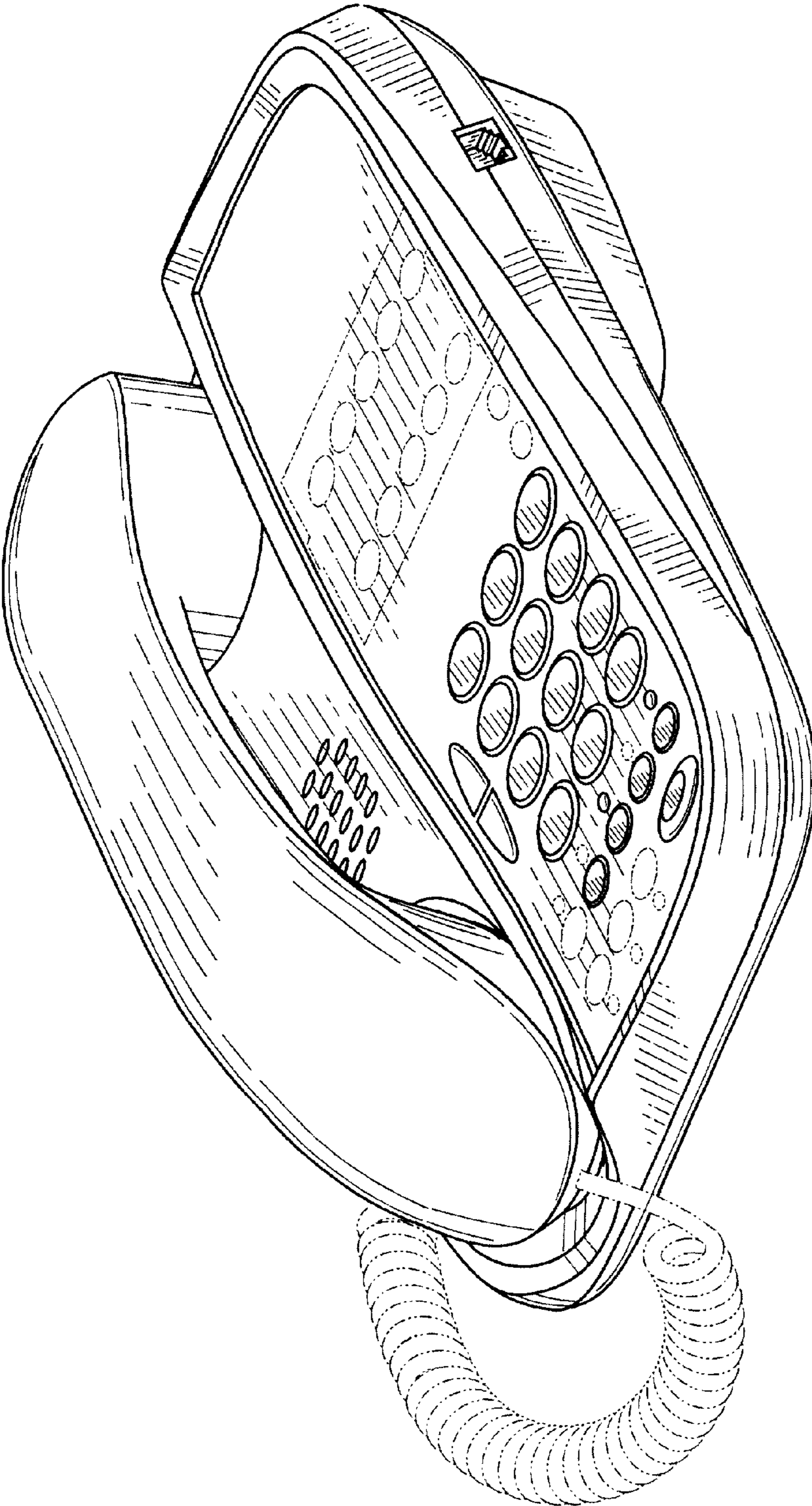


FIG. 1

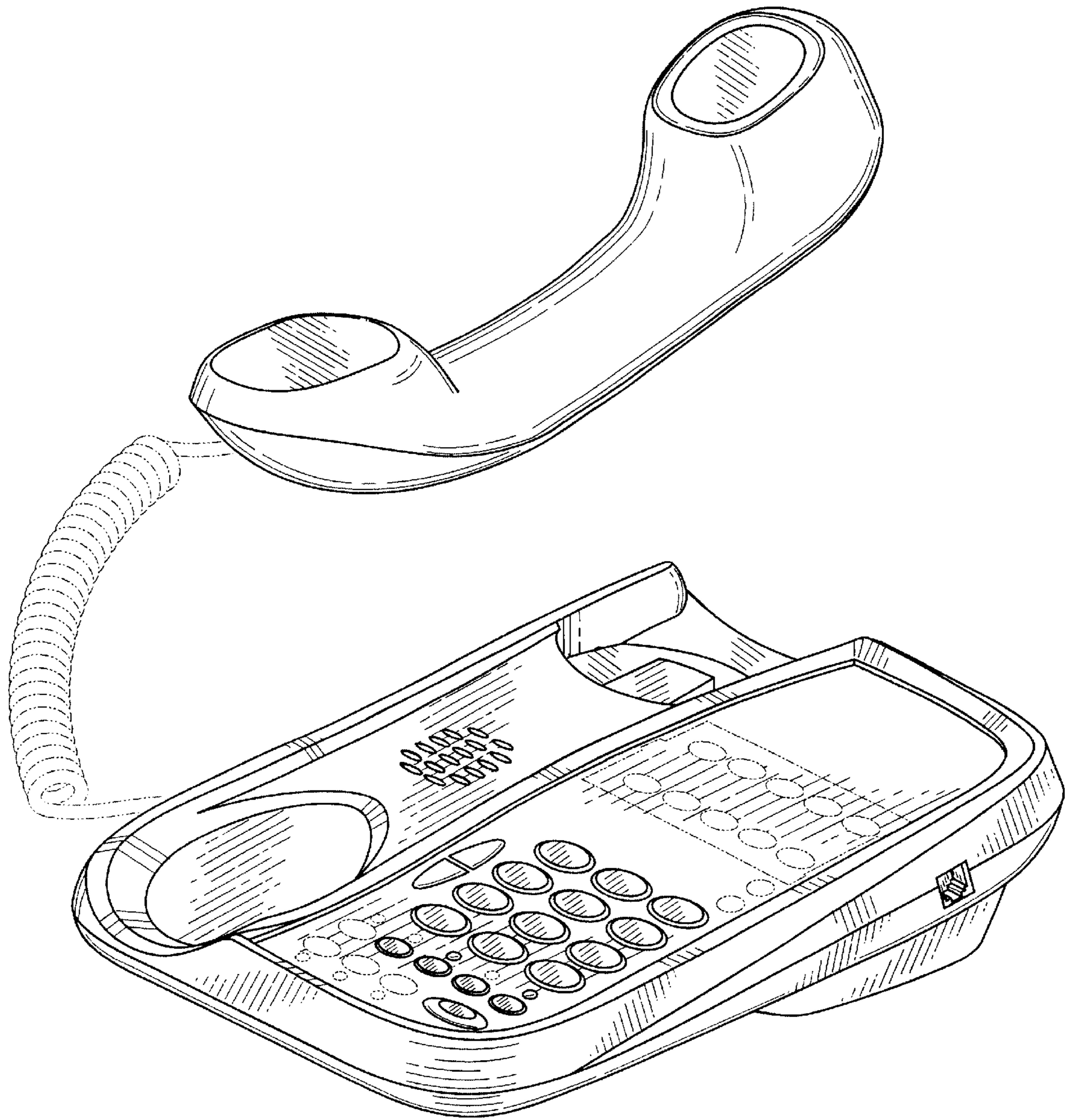


FIG. 2

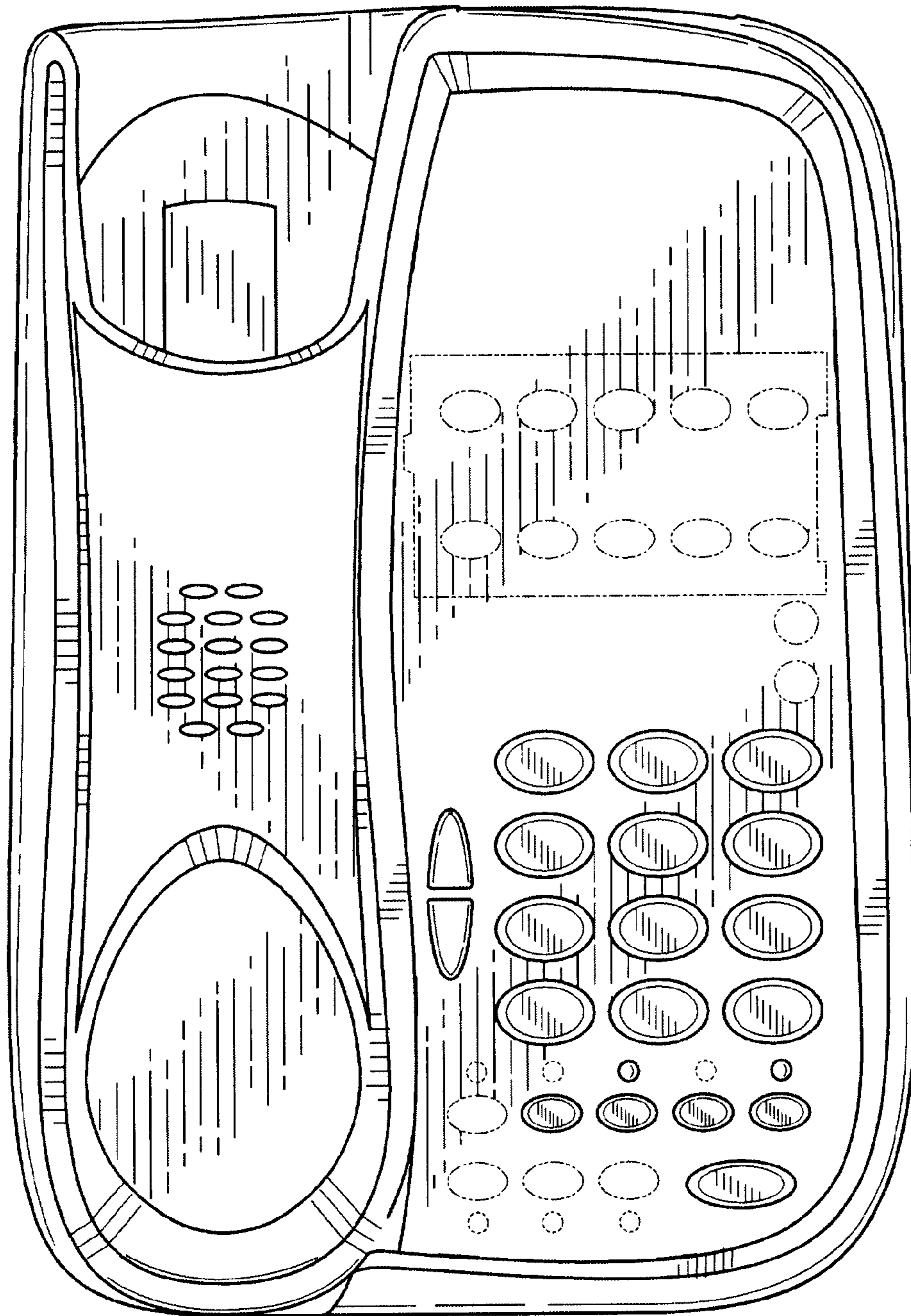


FIG. 3

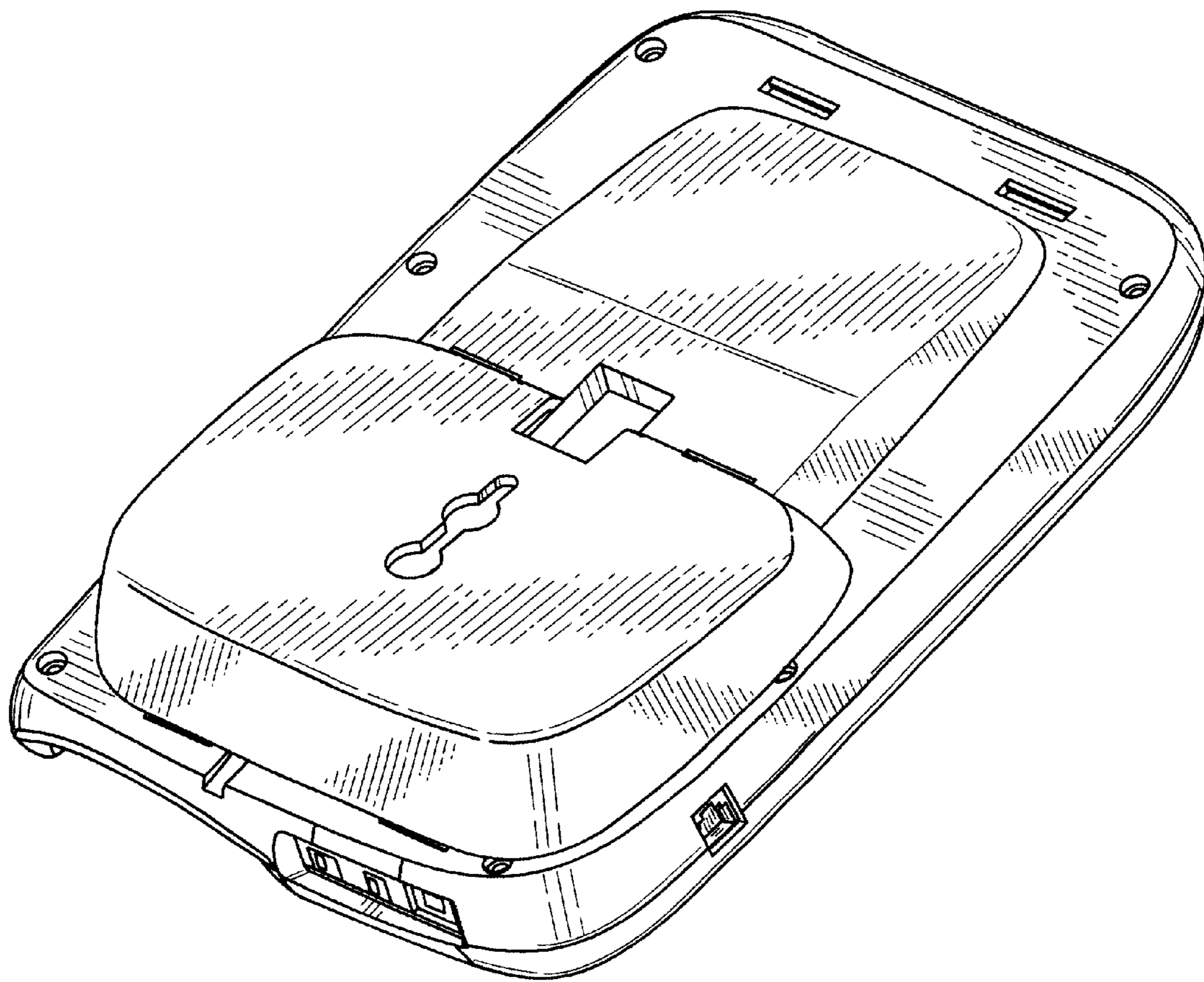


FIG. 4

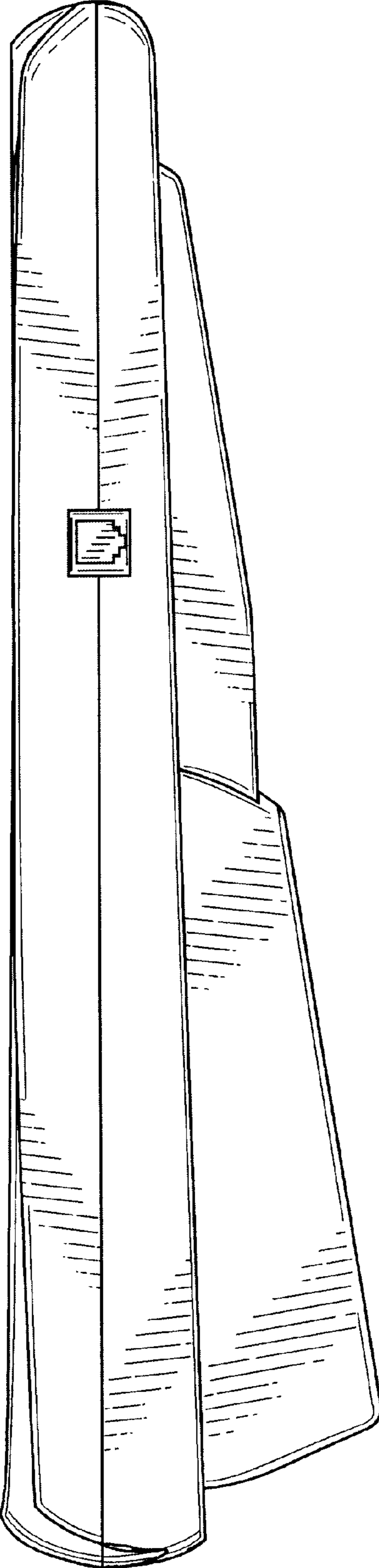


FIG. 5

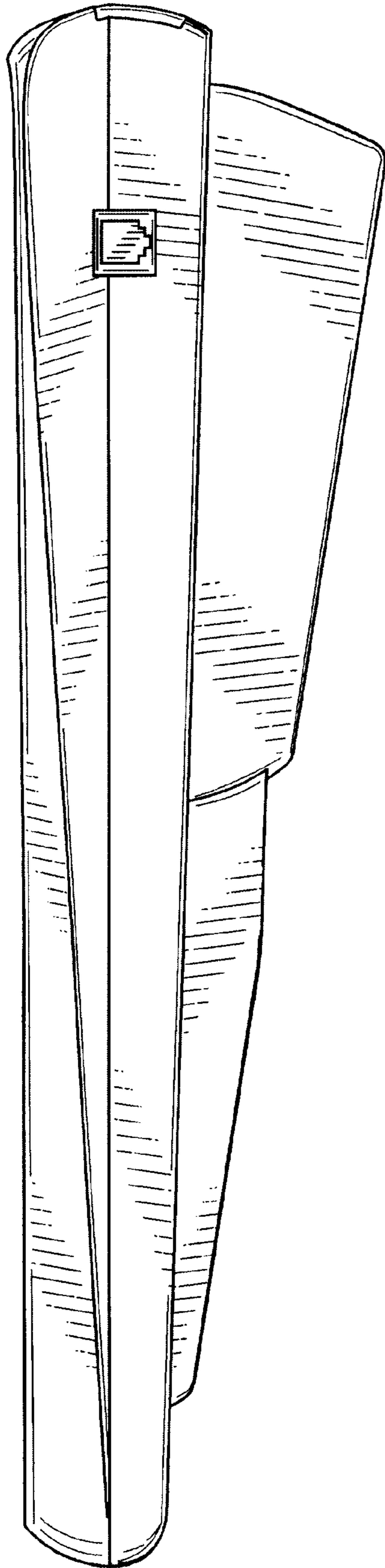


FIG. 6

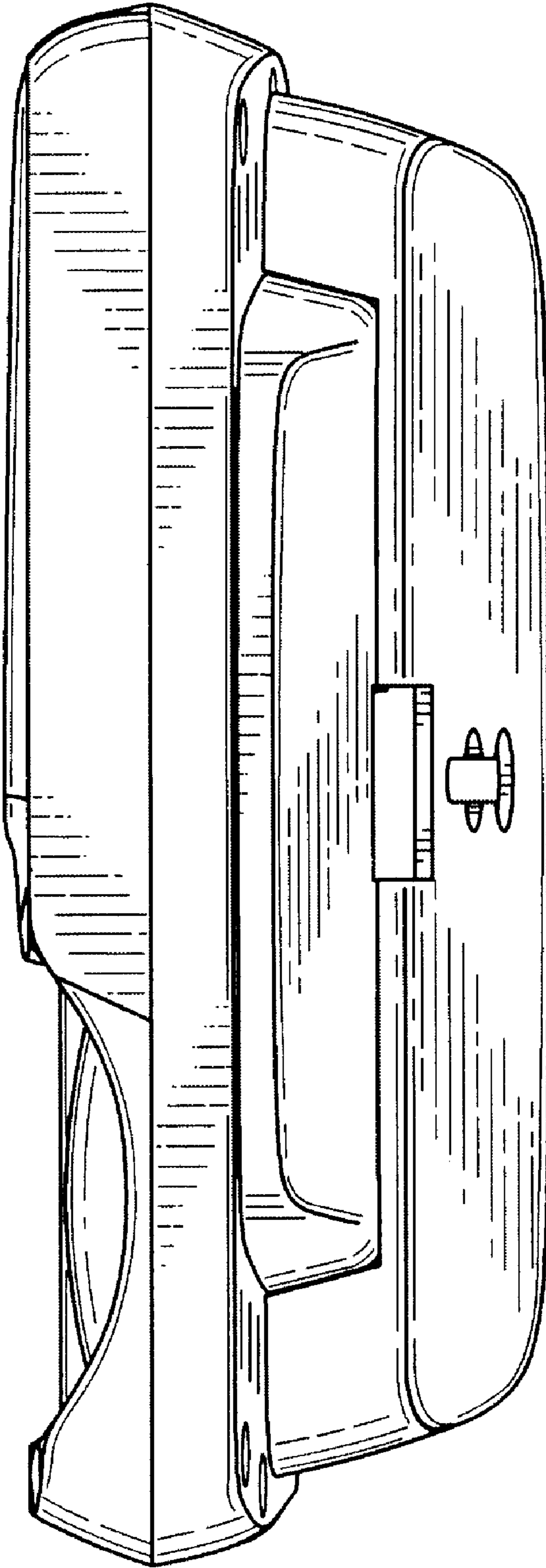


FIG. 7

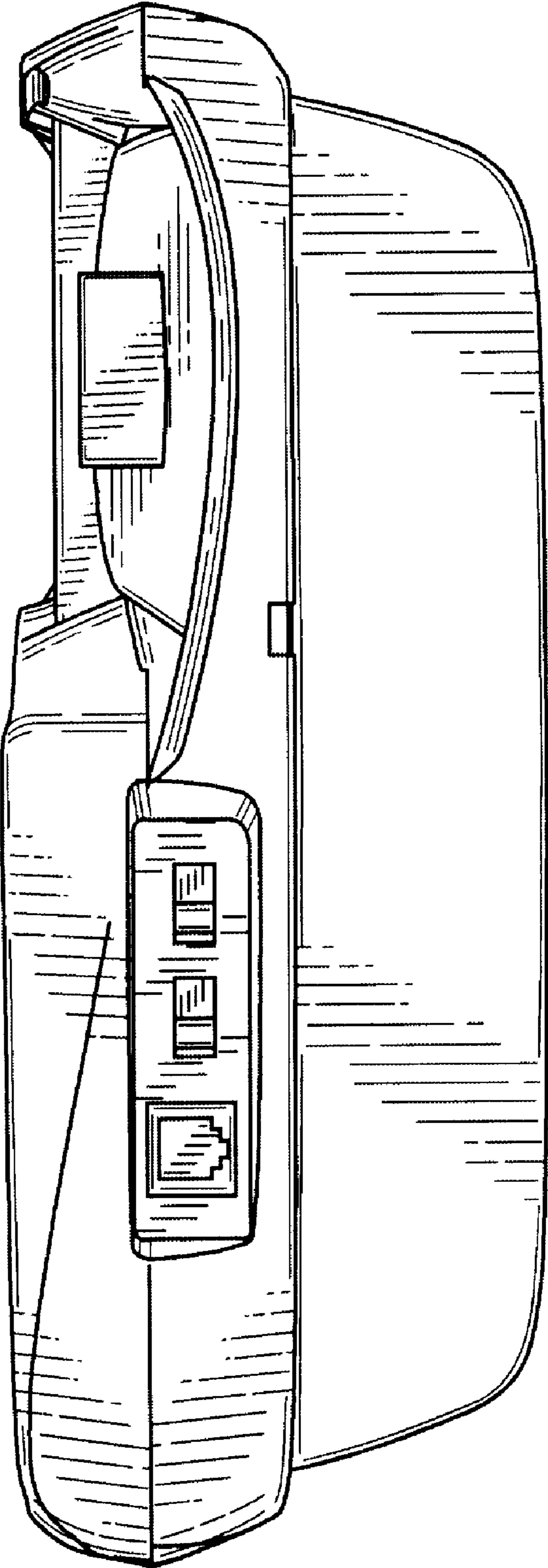


FIG. 8