



US00D531606S

(12) **United States Design Patent**  
**Johansson et al.**

(10) **Patent No.:** **US D531,606 S**  
(45) **Date of Patent:** **\*\* Nov. 7, 2006**

(54) **DVD PLAYER**

(75) Inventors: **Pernilla Maria Cecilia Johansson**,  
Singapore (SG); **Jui Yuan Chen**,  
Singapore (SG)

(73) Assignee: **Eindhoven Koninklijke Philips**  
**Electronics, N.V. (NL)**

(\*\*) Term: **14 Years**

(21) Appl. No.: **29/234,665**

(22) Filed: **Jul. 21, 2005**

(30) **Foreign Application Priority Data**

Feb. 3, 2005 (EM) ..... 000288782-0004

(51) **LOC (8) Cl.** ..... **14-01**

(52) **U.S. Cl.** ..... **D14/136**

(58) **Field of Classification Search** ..... D14/135-136,  
D14/156-157, 160-165, 167-168, 192-198,  
D14/188, 445; 360/99.02, 99.07; 369/75.11,  
369/75.21, 77.21, 77.11; 720/612, 619, 647,  
720/655; 455/344, 347-351

See application file for complete search history.

(56) **References Cited**

U.S. PATENT DOCUMENTS

D484,474 S \* 12/2003 Johansson et al. .... D14/136  
D494,150 S \* 8/2004 Wu ..... D14/136  
D505,928 S \* 6/2005 Nam ..... D14/136

\* cited by examiner

*Primary Examiner*—Nanda Bondade

(57) **CLAIM**

The ornamental design for a DVD player, as shown.

**DESCRIPTION**

FIG. 1 is a perspective view of a DVD player showing our new design;

FIG. 2 is a front elevational view thereof;

FIG. 3 is a rear elevational view thereof;


FIG. 4 is a right side elevational view thereof;

FIG. 5 is a left side elevational view thereof;

FIG. 6 is a top plan view thereof; and,

FIG. 7 is a bottom plan view thereof.

**1 Claim, 4 Drawing Sheets**






FIG.1

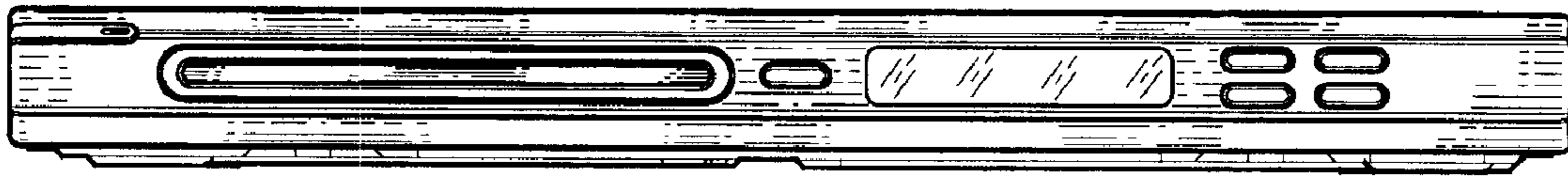


FIG. 2




FIG. 3




FIG. 4




FIG. 5




FIG.6

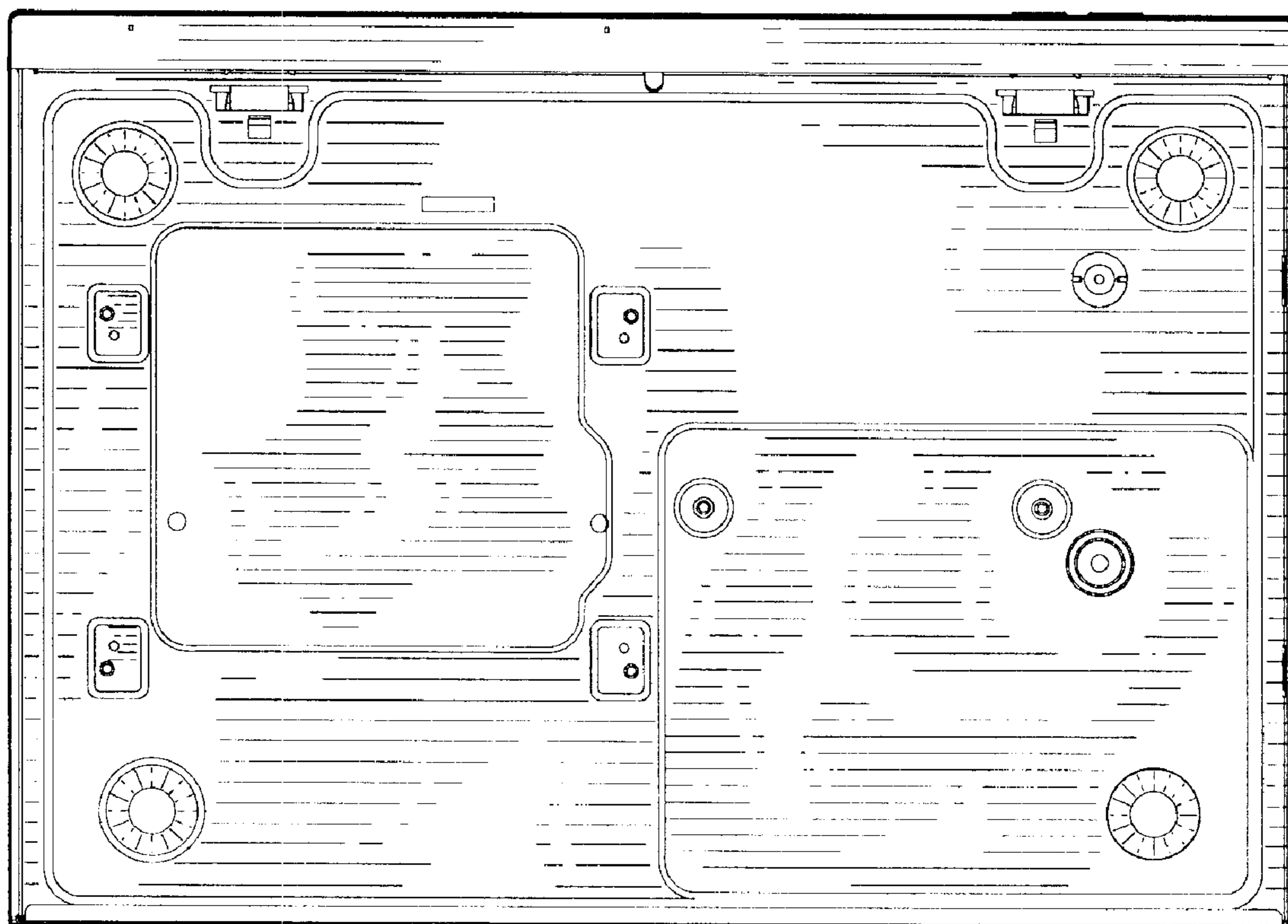


FIG.7