



US00D531588S

(12) **United States Design Patent**
Peh

(10) **Patent No.:** **US D531,588 S**

(45) **Date of Patent:** **** Nov. 7, 2006**

(54) **REMOTE CONTROL UNIT**

(75) Inventor: **Beng Tee Peh**, Singapore (SG)

(73) Assignee: **Koninklijke Philips Electronics, N.V.**,
Eindhoven (NL)

(**) Term: **14 Years**

(21) Appl. No.: **29/252,472**

(22) Filed: **Jan. 23, 2006**

(51) **LOC (8) Cl.** **13-03**

(52) **U.S. Cl.** **D13/168**

(58) **Field of Classification Search** D13/168;
D10/104, 106; D14/218, 247; 340/825.22,
340/825.24, 825.25, 825.31, 825.36, 825.69,
340/825.71, 825.72; 341/20, 22, 23, 34, 173,
341/174, 176; 345/156, 168, 169; 348/734;
455/92, 95, 100, 128, 151.1-151.4, 325-355;
463/39; 700/17, 19, 20, 281

See application file for complete search history.

(56) **References Cited**

U.S. PATENT DOCUMENTS

D398,310 S * 9/1998 Barhold et al. D14/218

D450,662 S * 11/2001 Kwok D13/168
6,819,864 B1 * 11/2004 Fujita et al. 386/46
D506,463 S * 6/2005 Daniels D14/218
D514,526 S * 2/2006 Chen et al. D13/168
D521,459 S * 5/2006 Yun et al. D13/168
2003/0095048 A1 * 5/2003 Choi et al. 340/825.69

* cited by examiner

Primary Examiner—Selina Sikder

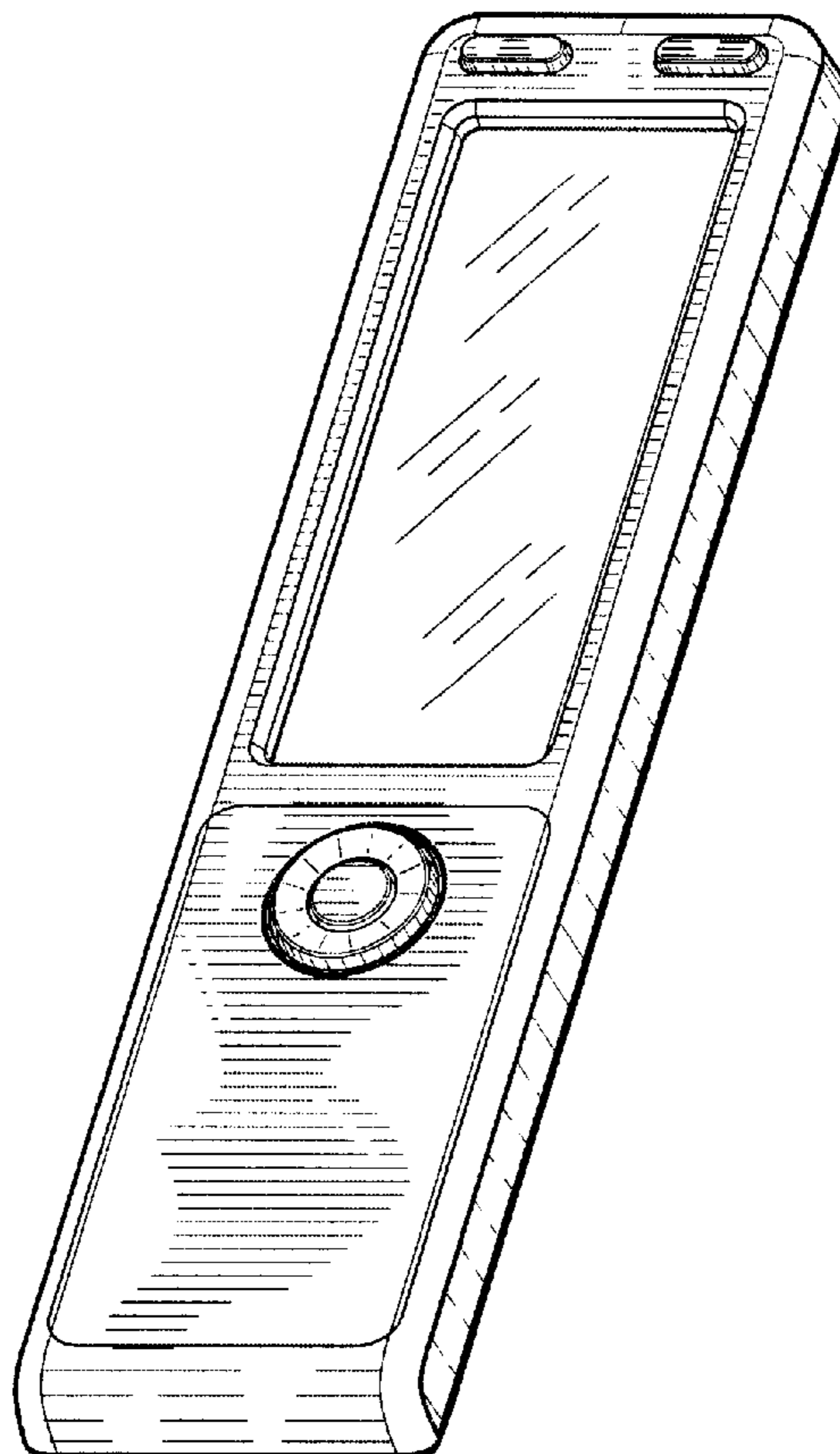
(57) **CLAIM**

The ornamental design for a remote control unit, as shown.

DESCRIPTION

FIG. 1 is a perspective view showing my design;
FIG. 2 is a front elevational view thereof;
FIG. 3 is a rear elevational view thereof;
FIG. 4 is a right side elevational view thereof;
FIG. 5 is a left side elevational view thereof;
FIG. 6 is a top plan view thereof; and,
FIG. 7 is a bottom plan view thereof.

1 Claim, 3 Drawing Sheets



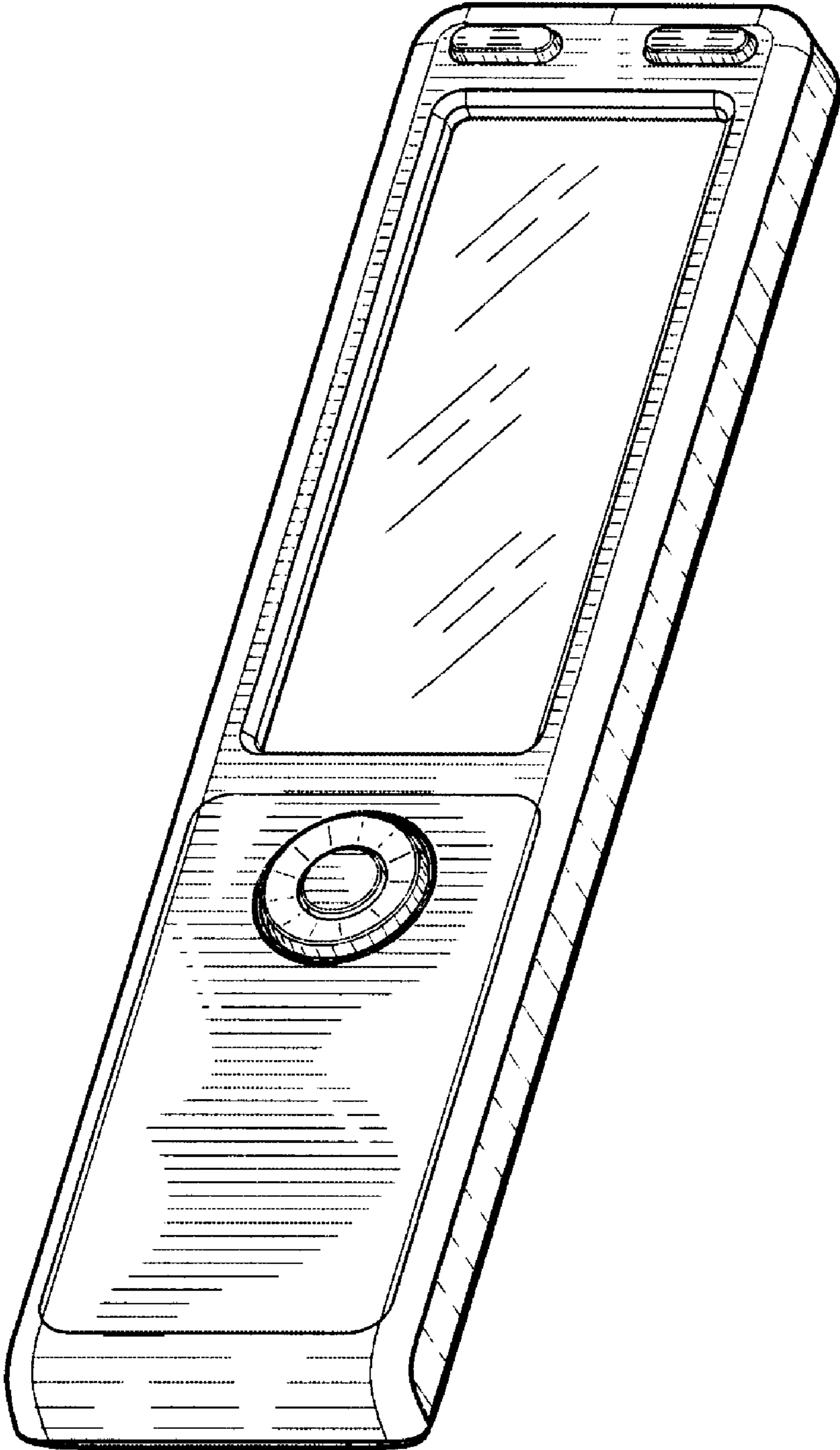


FIG. 1

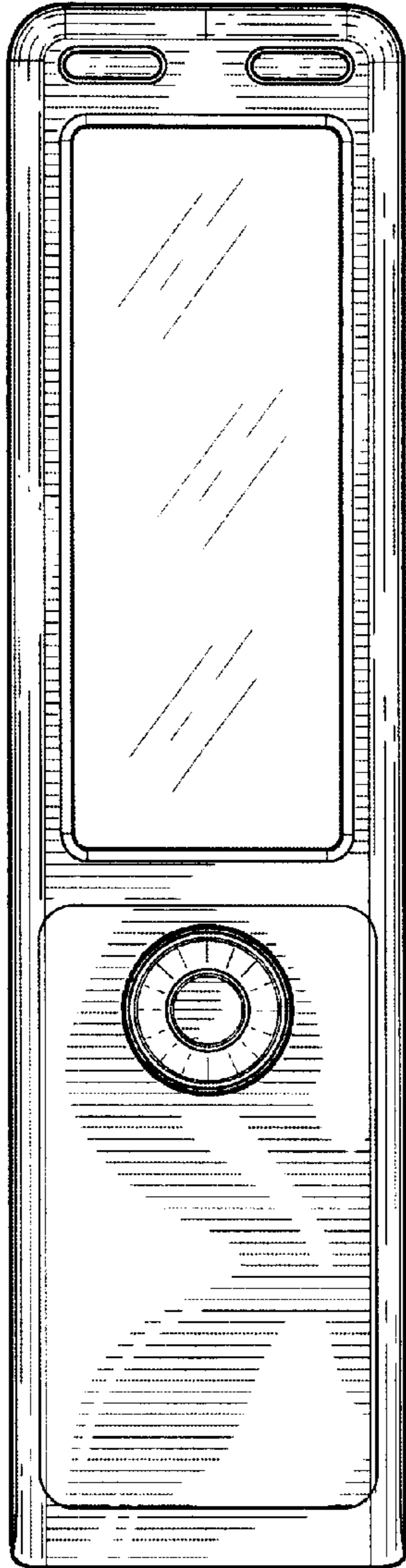


FIG. 2

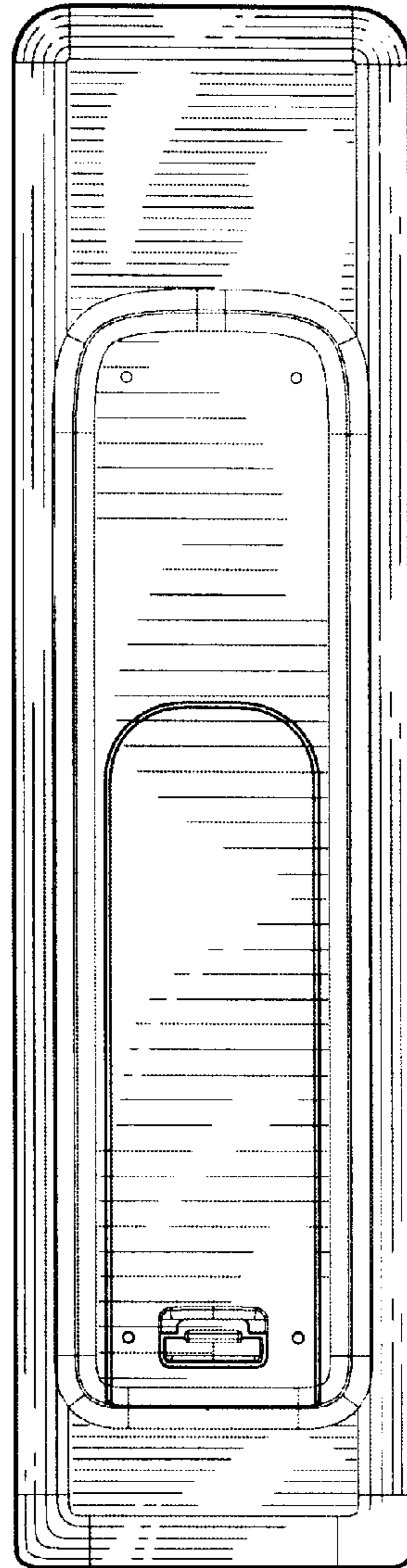


FIG. 3

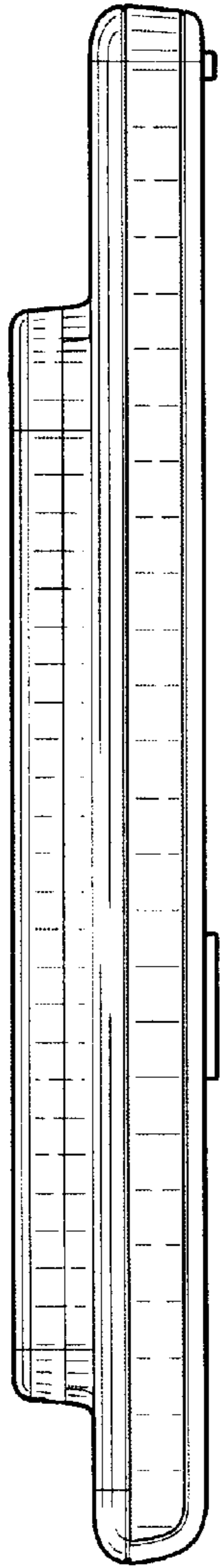


FIG. 4

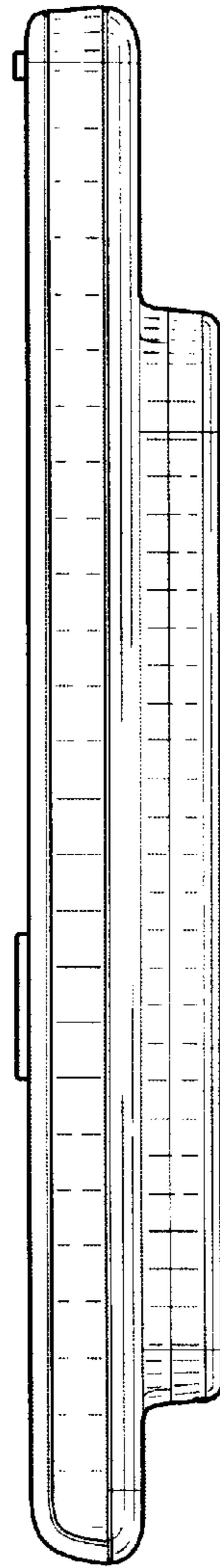


FIG. 5

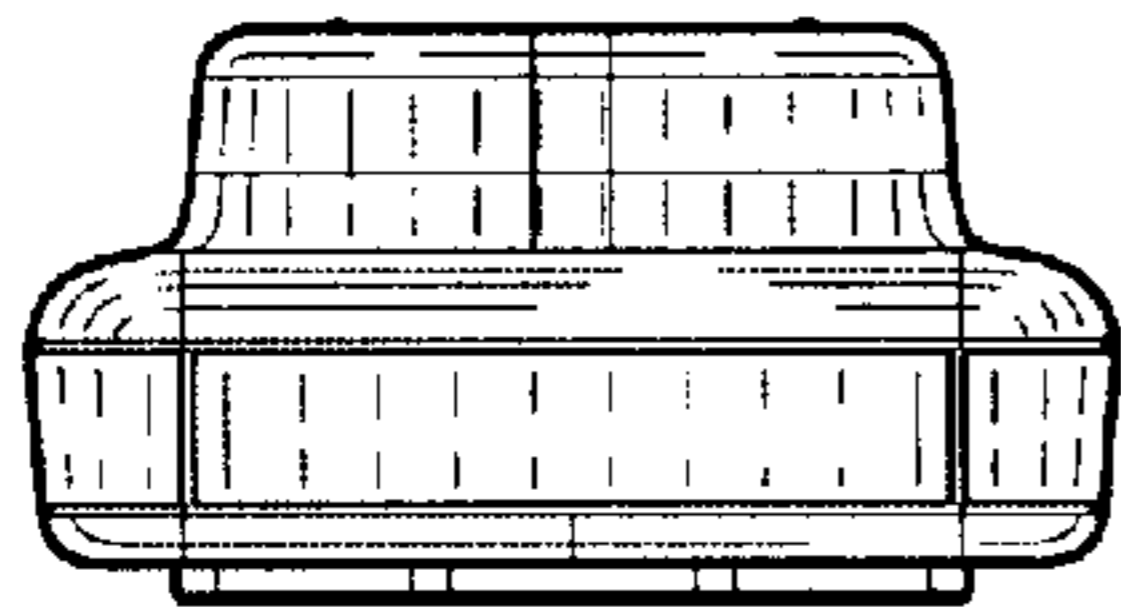


FIG. 6

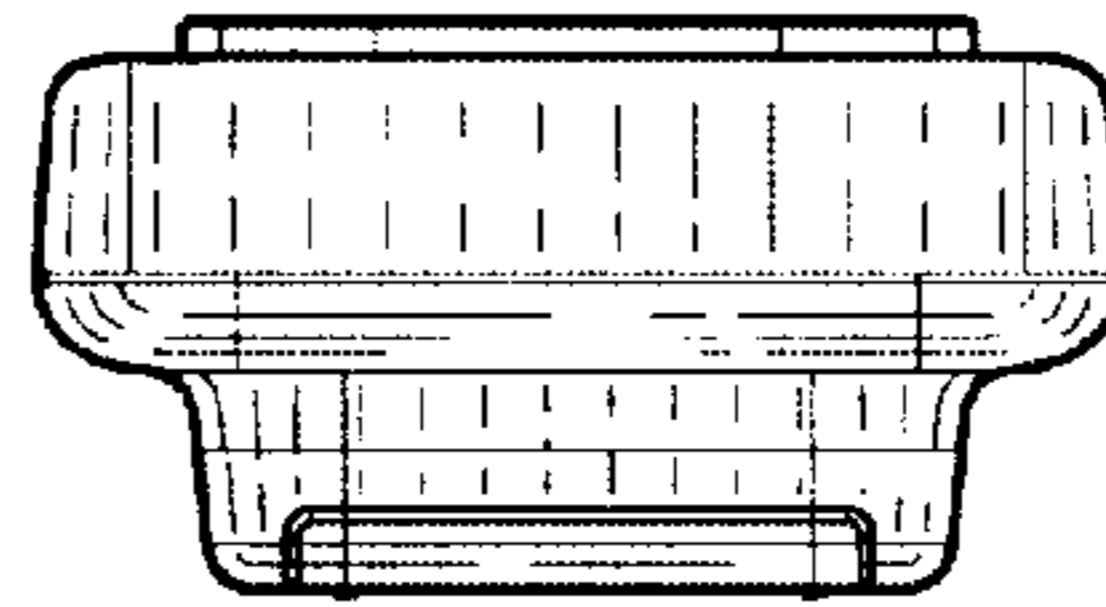


FIG. 7