



US00D531568S

(12) **United States Design Patent**
Davidian

(10) **Patent No.:** **US D531,568 S**

(45) **Date of Patent:** **** *Nov. 7, 2006**

(54) **VEHICLE BLOCK**

(76) Inventor: **James L. Davidian**, 6800 Rolling Hills,
Riverside, CA (US) 92505

(*) Notice: This patent is subject to a terminal dis-
claimer.

(**) Term: **14 Years**

(21) Appl. No.: **29/229,487**

(22) Filed: **May 6, 2005**

(51) **LOC (8) Cl.** **12-06**

(52) **U.S. Cl.** **D12/217**

(58) **Field of Classification Search** D12/217,
D12/400, 120, 203; D34/27, 32, 38; D8/402;
280/293; 410/30, 49; 14/69.5; 211/20; 188/32,
188/36; 254/88; 248/346, 352

See application file for complete search history.

(56) **References Cited**

U.S. PATENT DOCUMENTS

2,272,334	A	2/1942	St. Laurent	
2,954,101	A	* 9/1960	Corson	188/32
D236,612	S	* 9/1975	Wetzel	D12/217
4,103,870	A	* 8/1978	Murakami	254/88
4,744,780	A	5/1988	Volpe	
D298,823	S	* 12/1988	Zutler	D12/217
4,819,910	A	4/1989	Johnston	
4,836,501	A	6/1989	Baer	
D316,243	S	* 4/1991	Henry	D12/217

D326,254	S	* 5/1992	Ziaylek et al.	D12/217
5,176,361	A	1/1993	Ayala, III	
5,458,315	A	10/1995	Blatz et al.	
5,483,715	A	1/1996	Fogarty et al.	
5,762,460	A	6/1998	Rae	
D407,178	S	3/1999	Evans	
D426,933	S	6/2000	Redfern	
6,135,420	A	* 10/2000	Johnston et al.	254/88
6,517,051	B1	2/2003	Cavanaugh	
6,520,344	B1	* 2/2003	Graham	211/20
6,752,381	B1	6/2004	Colak et al.	
D493,408	S	* 7/2004	Chrisco et al.	D12/217
D502,139	S	* 2/2005	Chrisco et al.	D12/217
D511,734	S	* 11/2005	Moore et al.	D12/217

* cited by examiner

Primary Examiner—Stacia Cadmus

(74) *Attorney, Agent, or Firm*—F. Eugene Logan

(57) **CLAIM**

The ornamental design for a vehicle block, as shown and described.

DESCRIPTION

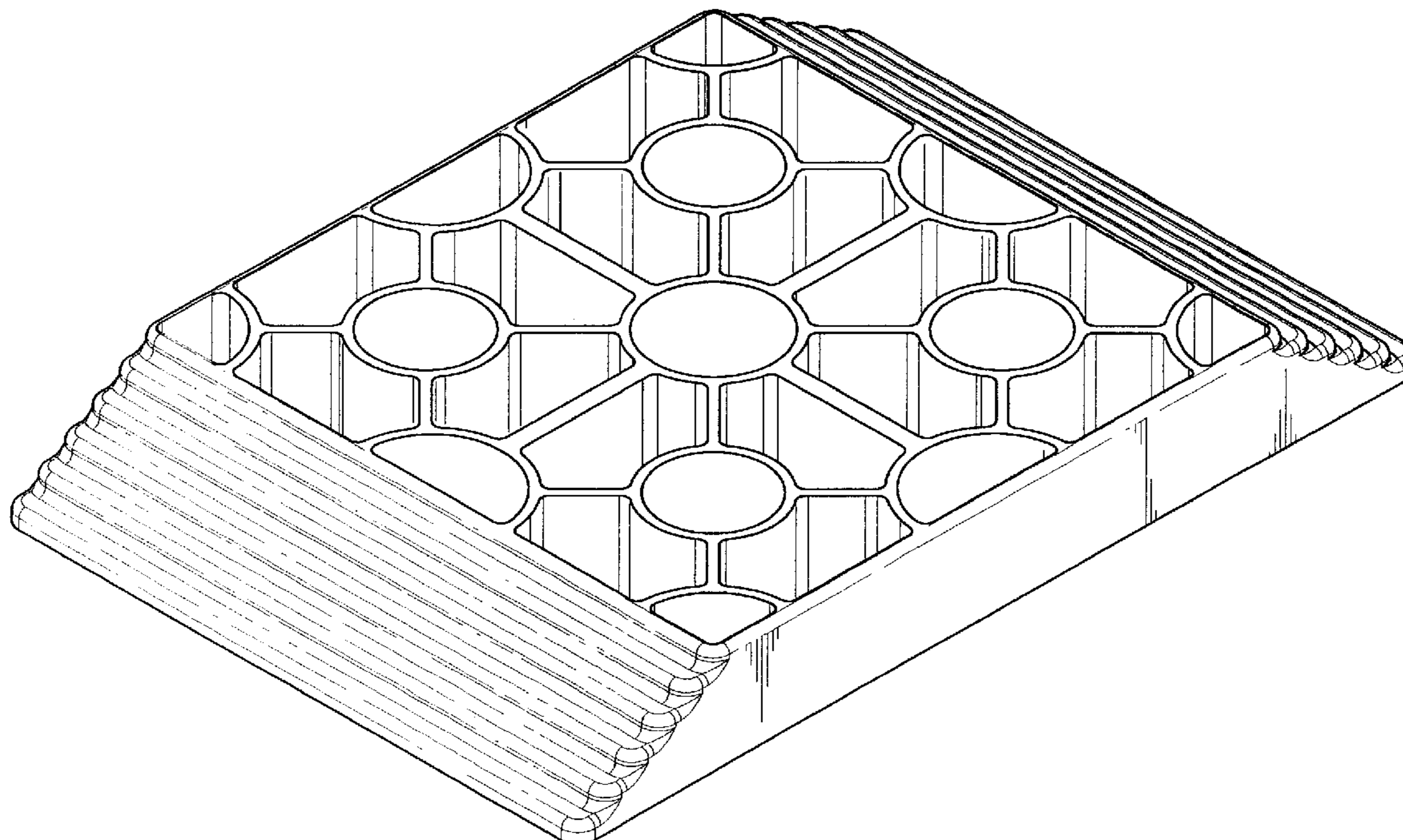
FIG. 1 is a front perspective view of a vehicle block of my ornamental design;

FIG. 2 is a top plan view of the vehicle block of FIG. 1;

FIG. 3 is a side elevational view of the vehicle block of FIG. 1; the opposite side being the mirror image thereof; and,

FIG. 4 is a front elevational view of the vehicle block of FIG. 1; the rear elevational view being the mirror image thereof.

1 Claim, 3 Drawing Sheets



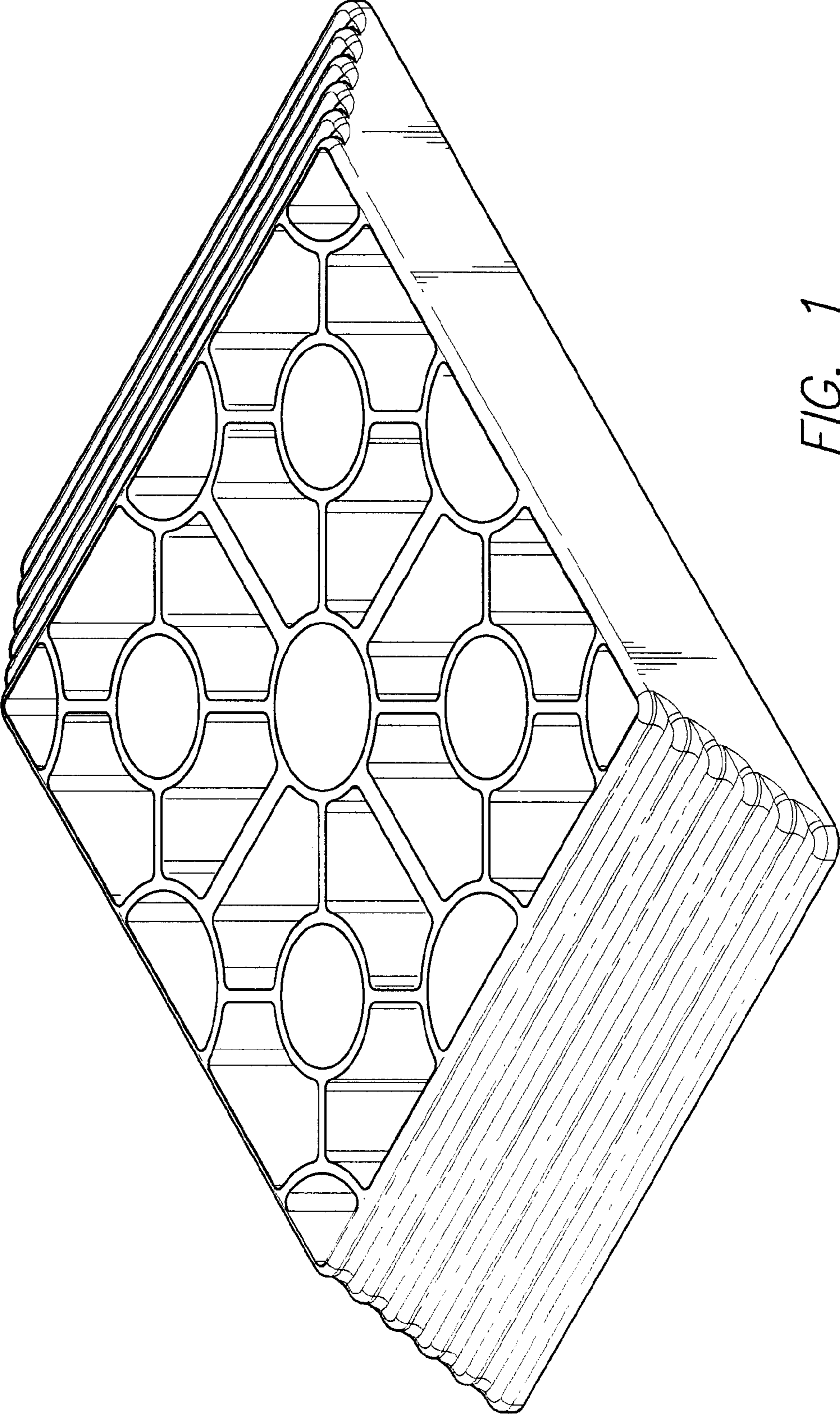


FIG. 1

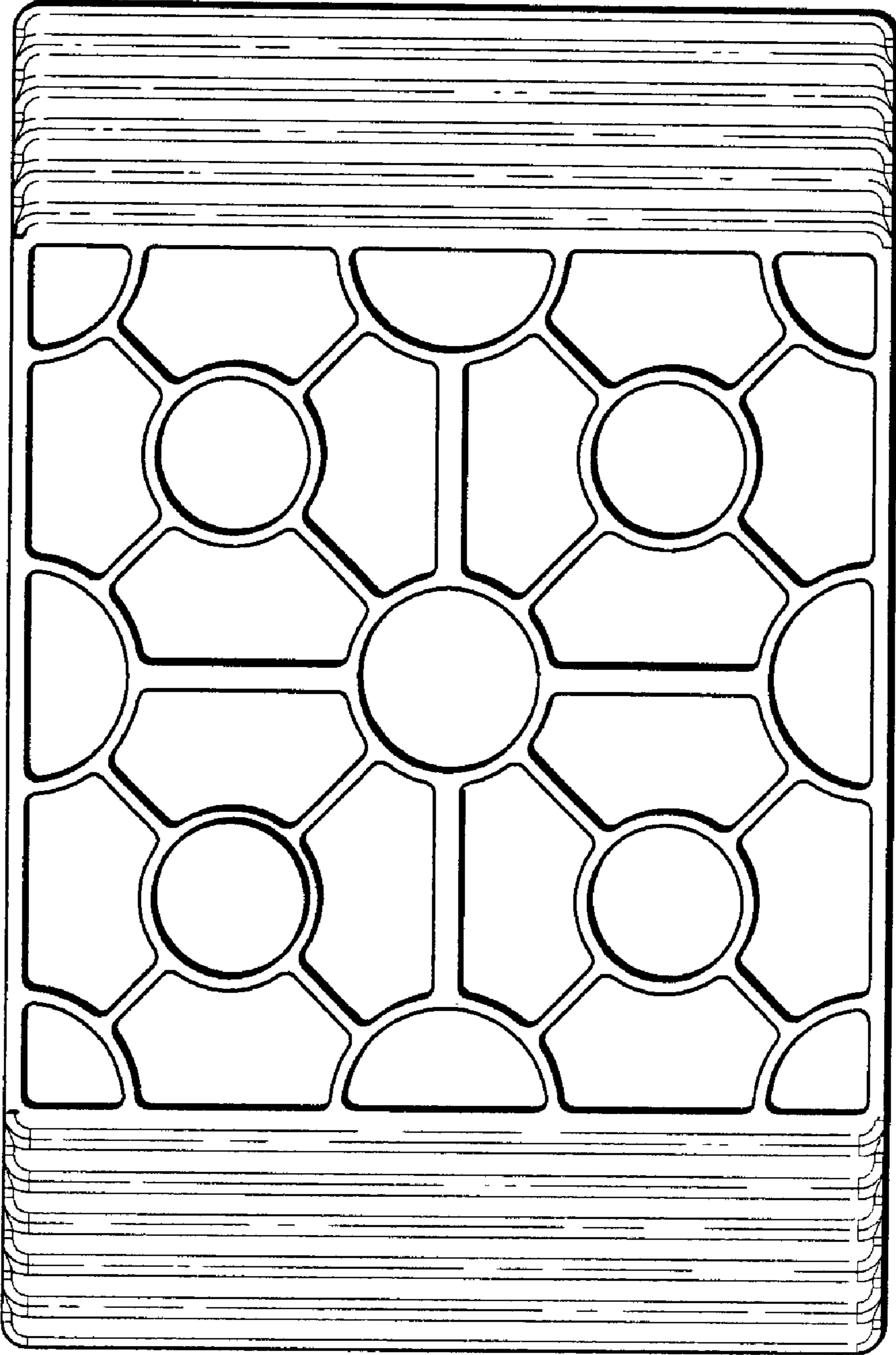


FIG. 2




FIG. 3




FIG. 4