



US00D531563S

(12) **United States Design Patent**
Martin

(10) **Patent No.:** **US D531,563 S**

(45) **Date of Patent:** **** Nov. 7, 2006**

(54) **VEHICLE WHEEL**

(75) **Inventor:** **Jeffrey L. Martin**, Duncanville, TX
(US)

(73) **Assignee:** **PT Prima Alloy Steel Universal**,
Sidoarjo (ID)

(**) **Term:** **14 Years**

(21) **Appl. No.:** **29/259,514**

(22) **Filed:** **May 10, 2006**

(51) **LOC (8) Cl.** **12-16**

(52) **U.S. Cl.** **D12/209**

(58) **Field of Classification Search** D12/204–213;
301/37.101, 64.101, 65
See application file for complete search history.

(56) **References Cited**

U.S. PATENT DOCUMENTS

D435,006 S * 12/2000 Brown D12/209
D437,819 S * 2/2001 Brown et al. D12/209

D454,527 S * 3/2002 Bhambra D12/209
D458,572 S * 6/2002 Fitzgerald D12/209
D474,139 S * 5/2003 Warming D12/209
D475,960 S * 6/2003 Chung D12/209
D516,982 S * 3/2006 Gallert D12/209

* cited by examiner

Primary Examiner—Stacia Cadmus

(74) *Attorney, Agent, or Firm*—Fulwider Patton LLP

(57) **CLAIM**

The ornamental design for a “vehicle wheel,” as shown and described.

DESCRIPTION


FIG. 1 is a perspective view of the vehicle wheel showing my new design;

FIG. 2 is a front elevational view thereof; and,

FIG. 3 is a cross-sectional view taken along the lines of 3—3 of FIG. 2.

The broken line showing of environment is for illustrative purposes only and forms no part of the claimed design.

1 Claim, 3 Drawing Sheets



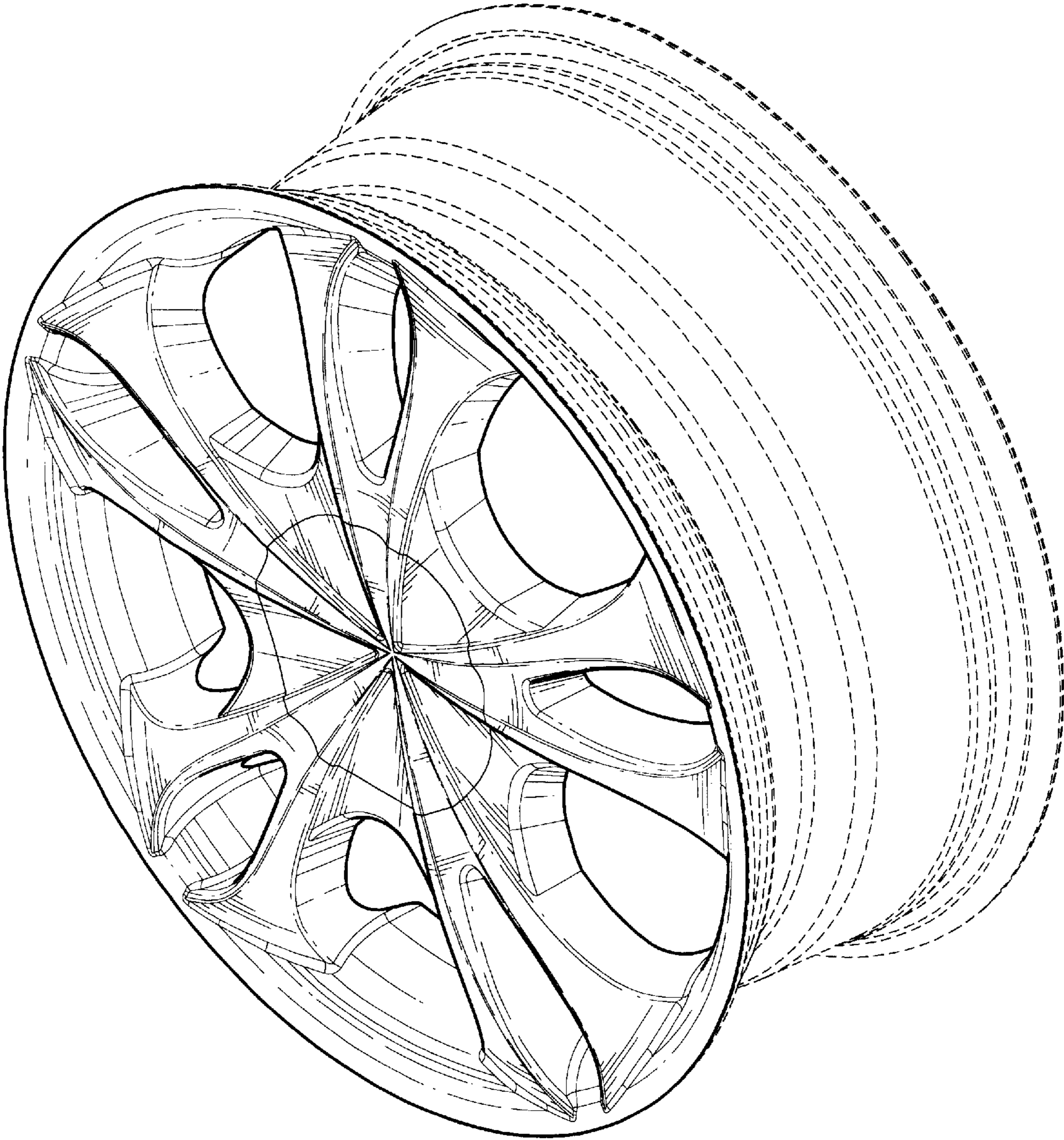


FIG. 1




FIG. 2

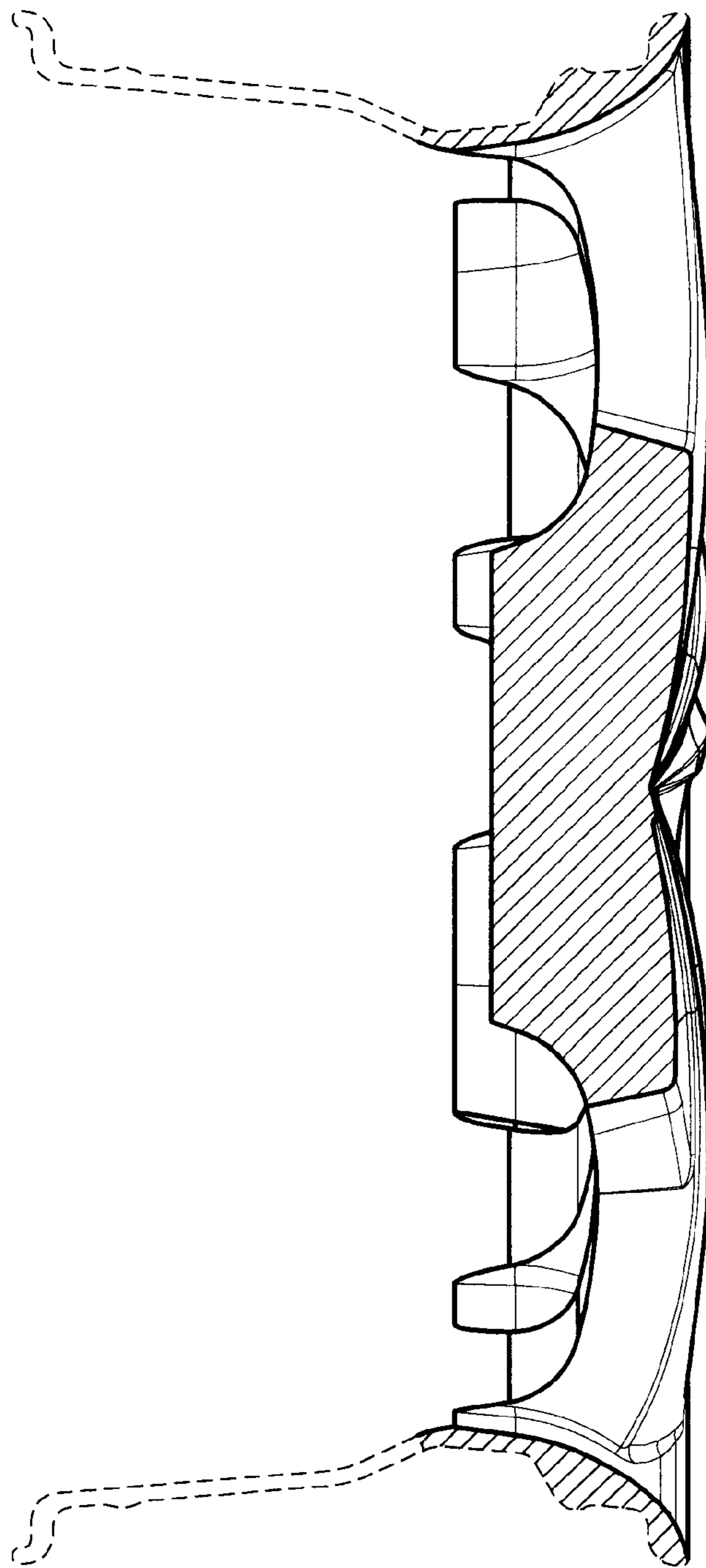


FIG. 3