



US00D531547S

(12) **United States Design Patent** (10) **Patent No.:** **US D531,547 S**
Hiruta et al. (45) **Date of Patent:** **** Nov. 7, 2006**

(54) **AUTOMOBILE AND TOY REPLICA THEREOF**

(75) Inventors: **Yo Hiruta**, Newport Beach, CA (US); **Yahiko Kumai**, Toyota (JP); **Kenji Kido**, Toyota (JP)

(73) Assignee: **Toyota Jidosha Kabushiki Kaisha**, Aichi-ken (JP)

(**) Term: **14 Years**

(21) Appl. No.: **29/239,558**

(22) Filed: **Oct. 3, 2005**

(51) **LOC (8) Cl.** **12-08**

(52) **U.S. Cl.** **D12/92**

(58) **Field of Classification Search** D12/90-92, D12/86, 88; D21/424, 433; 296/181.1, 181.5
See application file for complete search history.

(56) **References Cited**

U.S. PATENT DOCUMENTS

D489,647 S	*	5/2004	Matsumoto et al.	D12/92
D491,105 S	*	6/2004	Kim et al.	D12/91
D491,842 S	*	6/2004	Nakamura et al.	D12/92
D501,645 S	*	2/2005	Hosoda et al.	D12/92
D512,342 S	*	12/2005	Okazaki et al.	D12/92
D516,958 S	*	3/2006	Sakae et al.	D12/92

OTHER PUBLICATIONS

Brochure for Toyota Matrix X, issued by Toyota Jidosha Kabushiki Kaisha, Nov. 2004.

Brochure for BMW 5 Series, issued by BMW Japan Corp., Sep. 2003.

Brochure for Honda Legend, issued by Honda Giken Kogyo Kabushiki Kaisha, Nov. 2004.

* cited by examiner

Primary Examiner—Melody N. Brown

(74) *Attorney, Agent, or Firm*—Finnegan, Henderson, Farabow, Garrett & Dunner, L.L.P.

(57) **CLAIM**

The ornamental design for an automobile and toy replica thereof, as shown and described.

DESCRIPTION

FIG. 1 is a front, perspective view of an automobile and toy replica thereof of our new design;

FIG. 2 is a rear perspective view thereof;

FIG. 3 is a front view thereof;

FIG. 4 is a rear view thereof;

FIG. 5 is a top plan view thereof; and,

FIG. 6 is a right side elevational view thereof, the right side elevational view being a mirror image of FIG. 6, with the exception of the outline of the door covering the gas cap, which is not present on the opposite side.

As used herein right and left refer to the orientation of the design depicted in the figures above, not the right and left sides of the vehicle depicted.

1 Claim, 3 Drawing Sheets





FIG. 1



FIG. 2




FIG. 3




FIG. 4

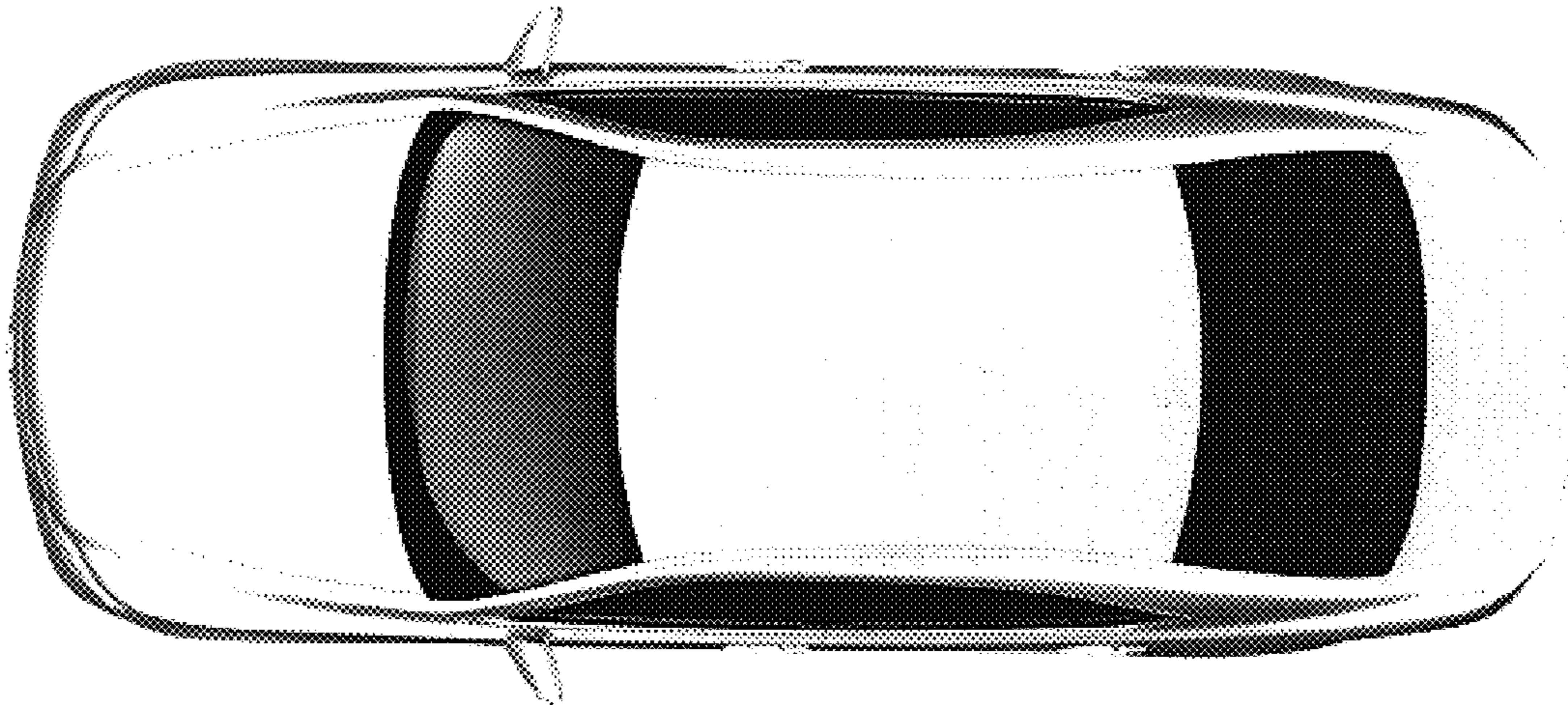


FIG. 5

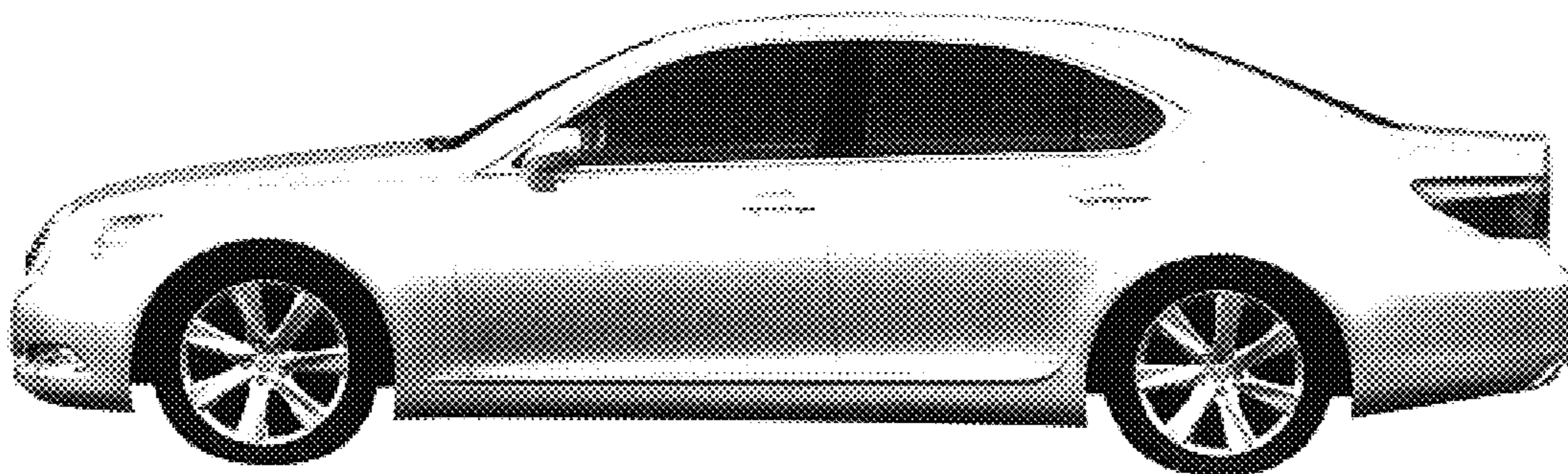


FIG. 6