



US00D531536S

(12) **United States Design Patent**  
**Lovegrove**

(10) **Patent No.:** **US D531,536 S**

(45) **Date of Patent:** **\*\* Nov. 7, 2006**

(54) **WATCH DIAL**

(75) **Inventor:** **Ross Lovegrove**, London (GB)

(73) **Assignee:** **Tag Heuer SA** (CH)

(\*\*) **Term:** **14 Years**

(21) **Appl. No.:** **29/239,435**

(22) **Filed:** **Sep. 29, 2005**

(30) **Foreign Application Priority Data**

Mar. 30, 2005 (WO) ..... DM/066 491

(51) **LOC (8) Cl.** ..... **10-07**

(52) **U.S. Cl.** ..... **D10/126**

(58) **Field of Classification Search** ..... D10/30-39,  
D10/123-126; 368/276, 277, 281-283, 285,  
368/10, 21, 28-30, 223, 228, 239-242, 232  
See application file for complete search history.

(56) **References Cited**

**U.S. PATENT DOCUMENTS**

D323,784 S	*	2/1992	Gueit	.....	D10/32
5,119,349 A	*	6/1992	Muto et al.	.....	368/157
5,339,293 A	*	8/1994	Kamiyama et al.	.....	368/21
D356,960 S	*	4/1995	Courteault	.....	D10/39
5,943,299 A	*	8/1999	Genta	.....	368/28

D474,118 S	*	5/2003	Monachon	.....	D10/32
D484,062 S	*	12/2003	Kauffmann	.....	D10/39
D493,729 S	*	8/2004	Monachon	.....	D10/32
6,894,951 B1	*	5/2005	Brandt et al.	.....	368/80
D508,860 S	*	8/2005	Plan	.....	D10/39
D518,743 S	*	4/2006	Sugiura et al.	.....	D10/32

\* cited by examiner

*Primary Examiner*—Lucy Lieberman

(74) *Attorney, Agent, or Firm*—Lott & Friedland, PA

(57) **CLAIM**

The ornamental design for a watch dial, substantially as shown and described.

**DESCRIPTION**

FIG. 1 is a perspective view of the watch dial of the present invention;

FIG. 2 is a front view of the watch dial shown in FIG. 1;

FIG. 3 is a rear view of the watch dial shown in FIG. 1;

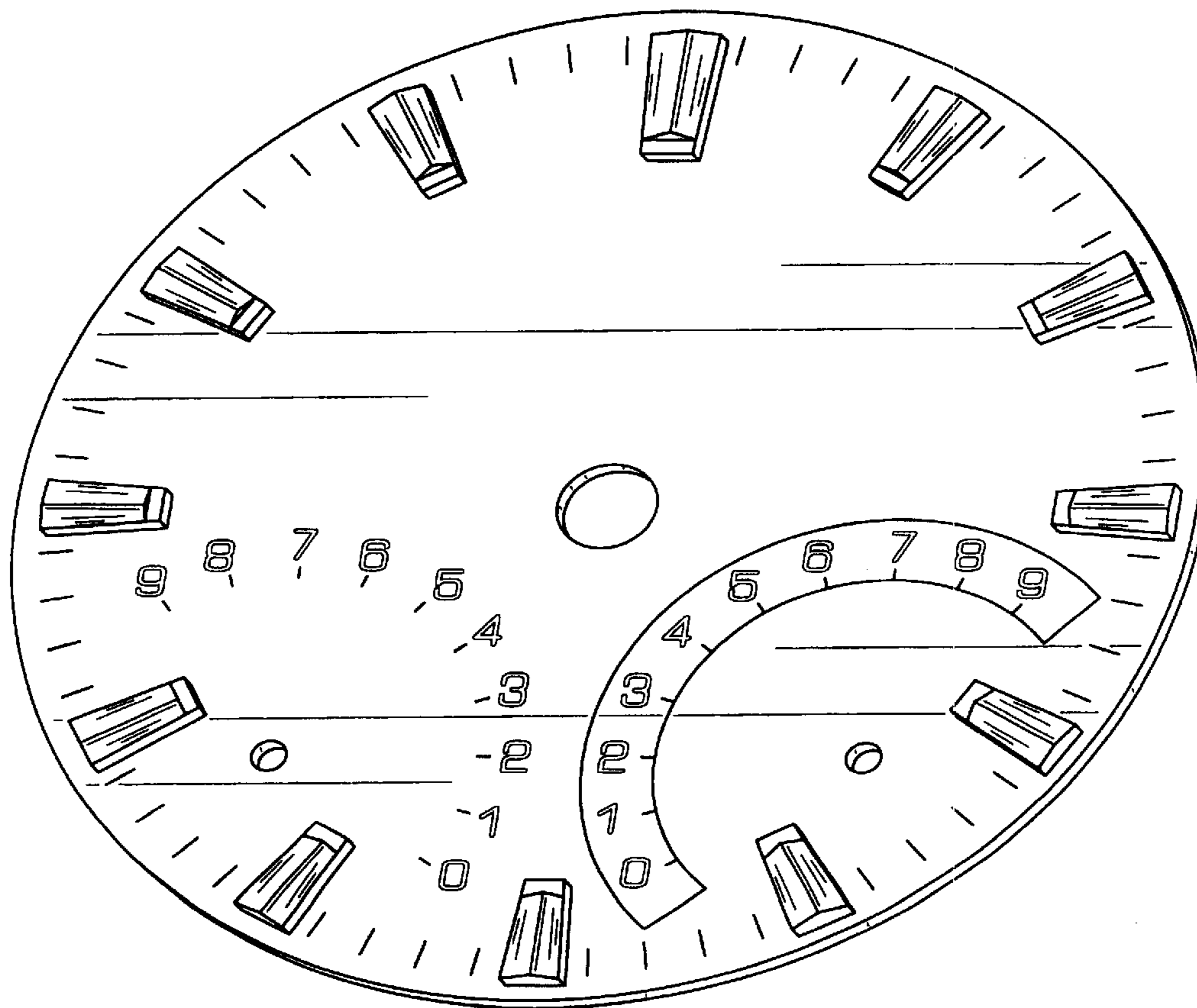
FIG. 4 is a left side elevational view of the watch dial shown in FIG. 1;

FIG. 5 is a right side elevational view of the watch dial shown in FIG. 1;

FIG. 6 is a top view of the watch dial shown in FIG. 1; and,

FIG. 7 is a bottom view of the watch dial shown in FIG. 1.

**1 Claim, 5 Drawing Sheets**



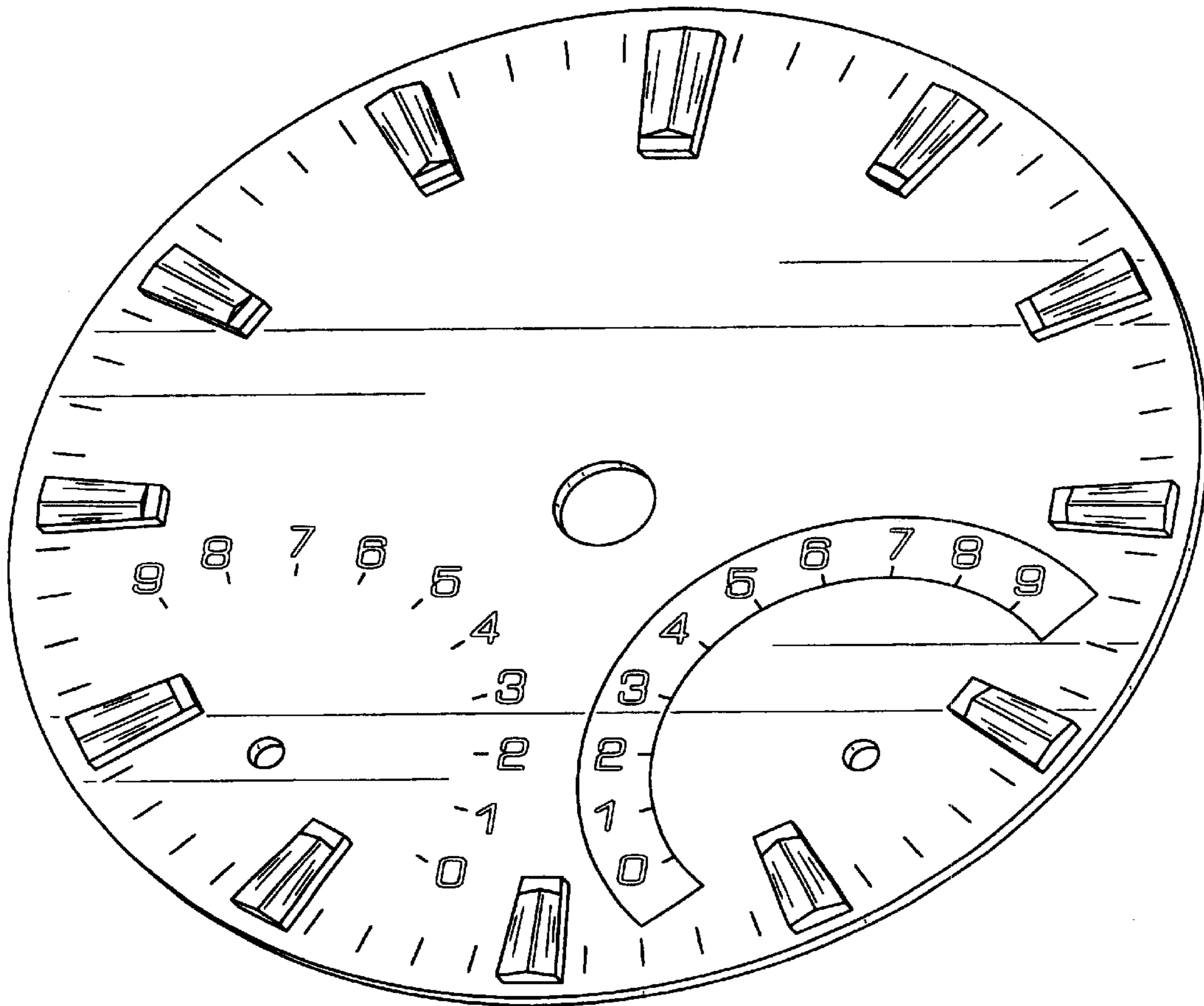


FIG. 1

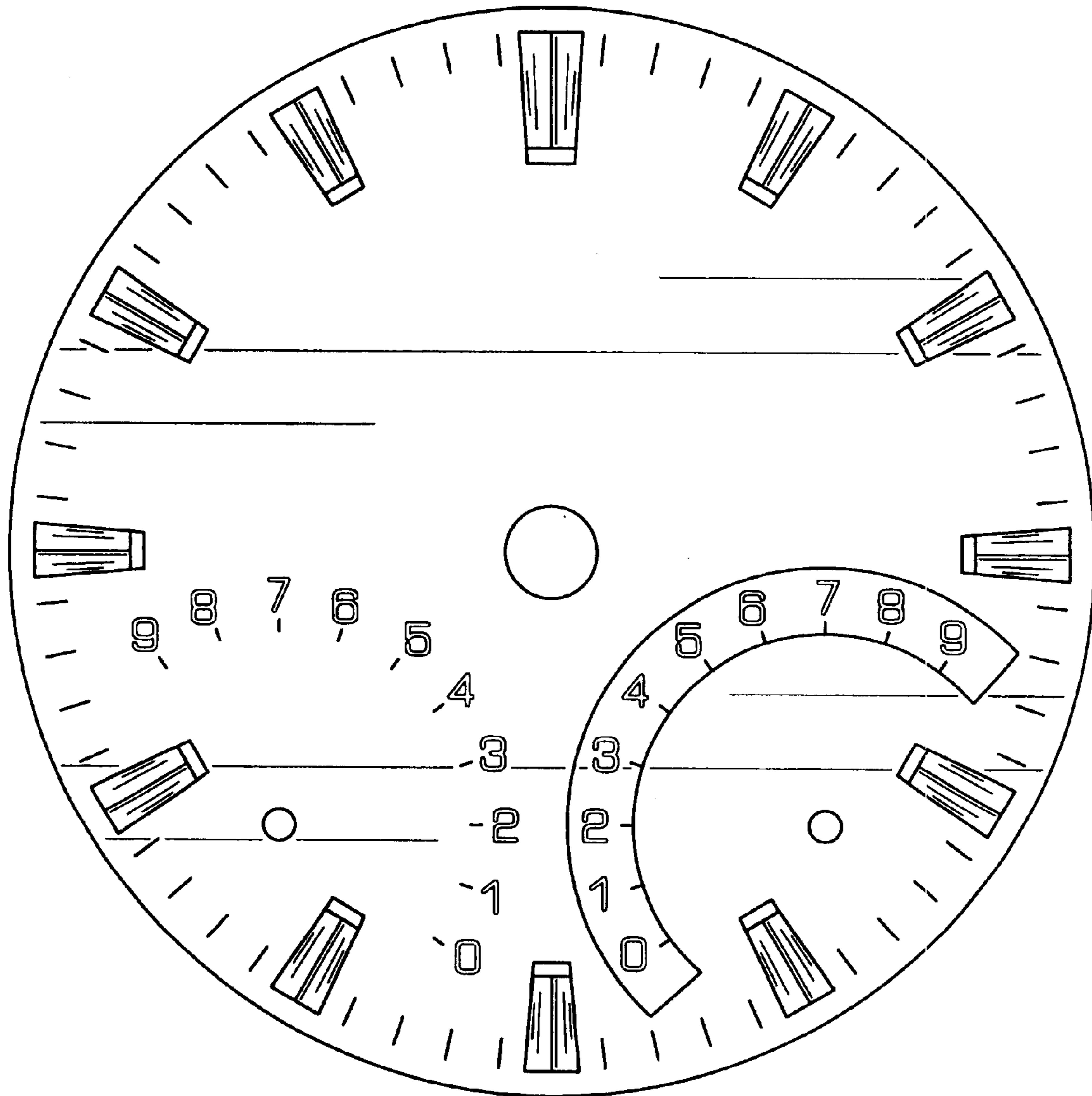


FIG. 2

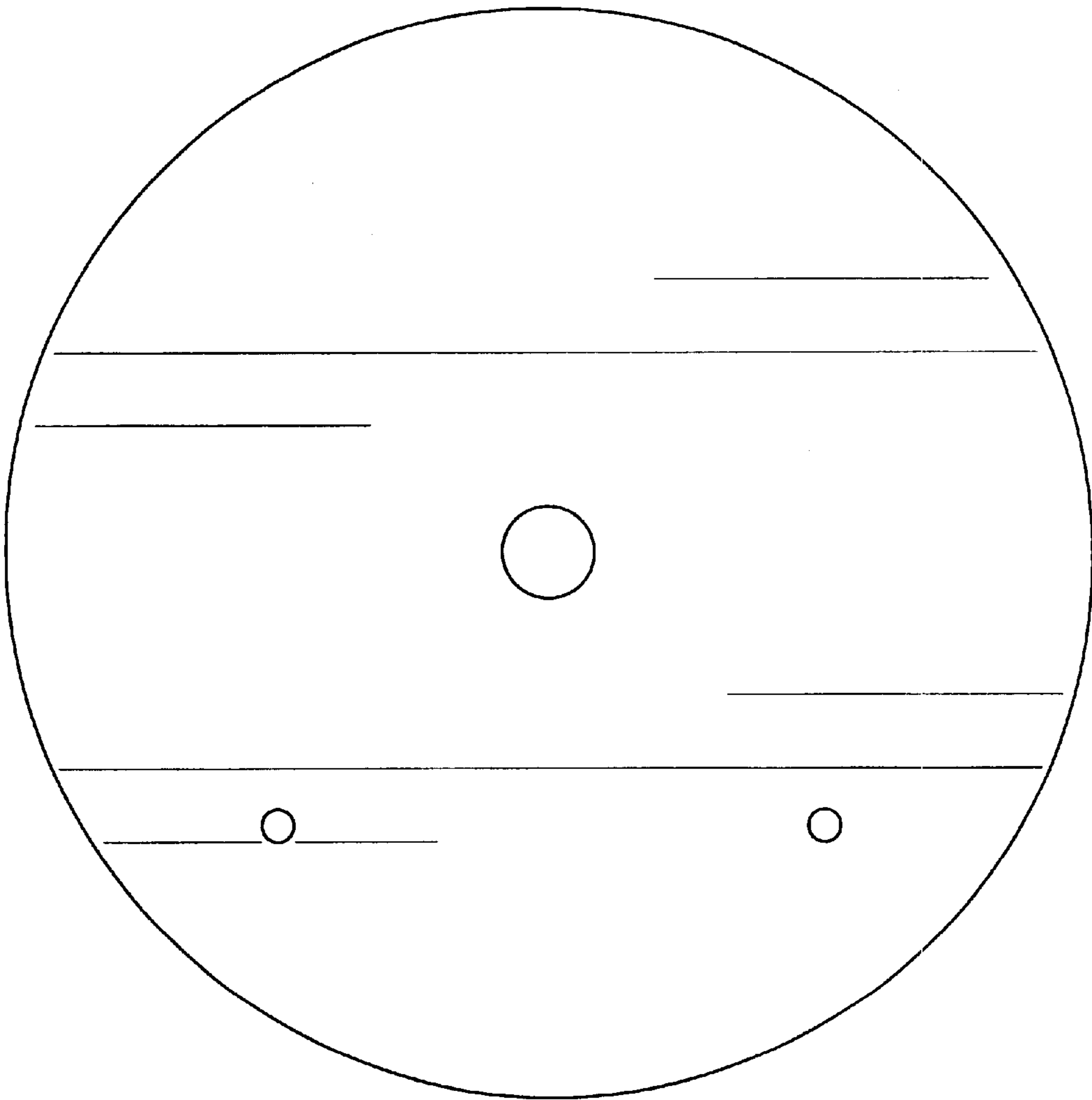


FIG. 3

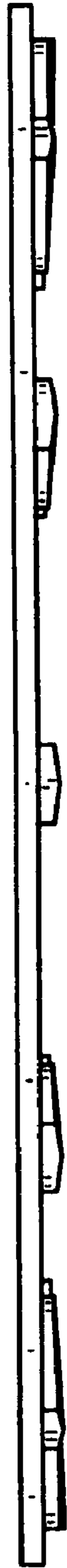


FIG. 4

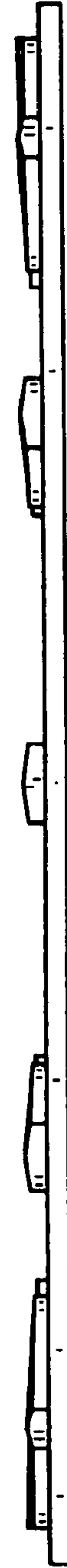


FIG. 5

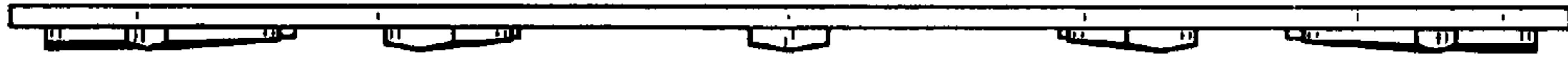


FIG. 6




FIG. 7