



US00D531532S

(12) **United States Design Patent**
Ikeda

(10) **Patent No.:** **US D531,532 S**

(45) **Date of Patent:** **** Nov. 7, 2006**

(54) **MEASURING TAPE**

(76) Inventor: **Takuji Ikeda**, 273-3, Inabe-cho,
Hikone-shi, Shiga, 521-1113 (JP)

(**) Term: **14 Years**

(21) Appl. No.: **29/228,080**

(22) Filed: **Apr. 19, 2005**

(51) **LOC (8) Cl.** **10-04**

(52) **U.S. Cl.** **D10/71**

(58) **Field of Classification Search** D10/71;
33/483-494

See application file for complete search history.

(56) **References Cited**

U.S. PATENT DOCUMENTS

D226,781 S	*	4/1973	Boodaklan	D10/71
4,484,395 A	*	11/1984	Samuels	33/494
4,750,270 A	*	6/1988	Kundikoff	33/494
5,444,920 A	*	8/1995	Nelson	33/494

D398,869 S	*	9/1998	Taylor	D10/71
D399,769 S	*	10/1998	Taylor	D10/71
D410,858 S	*	6/1999	Taylor	D10/71
D439,531 S	*	3/2001	Davis et al.	D10/71
D486,746 S	*	2/2004	Tarver, III	D10/71

* cited by examiner

Primary Examiner—Antoine D. Davis

(74) *Attorney, Agent, or Firm*—Milde & Hoffberg, LLP

(57) **CLAIM**

The ornamental design for a measuring tape, as shown and described.

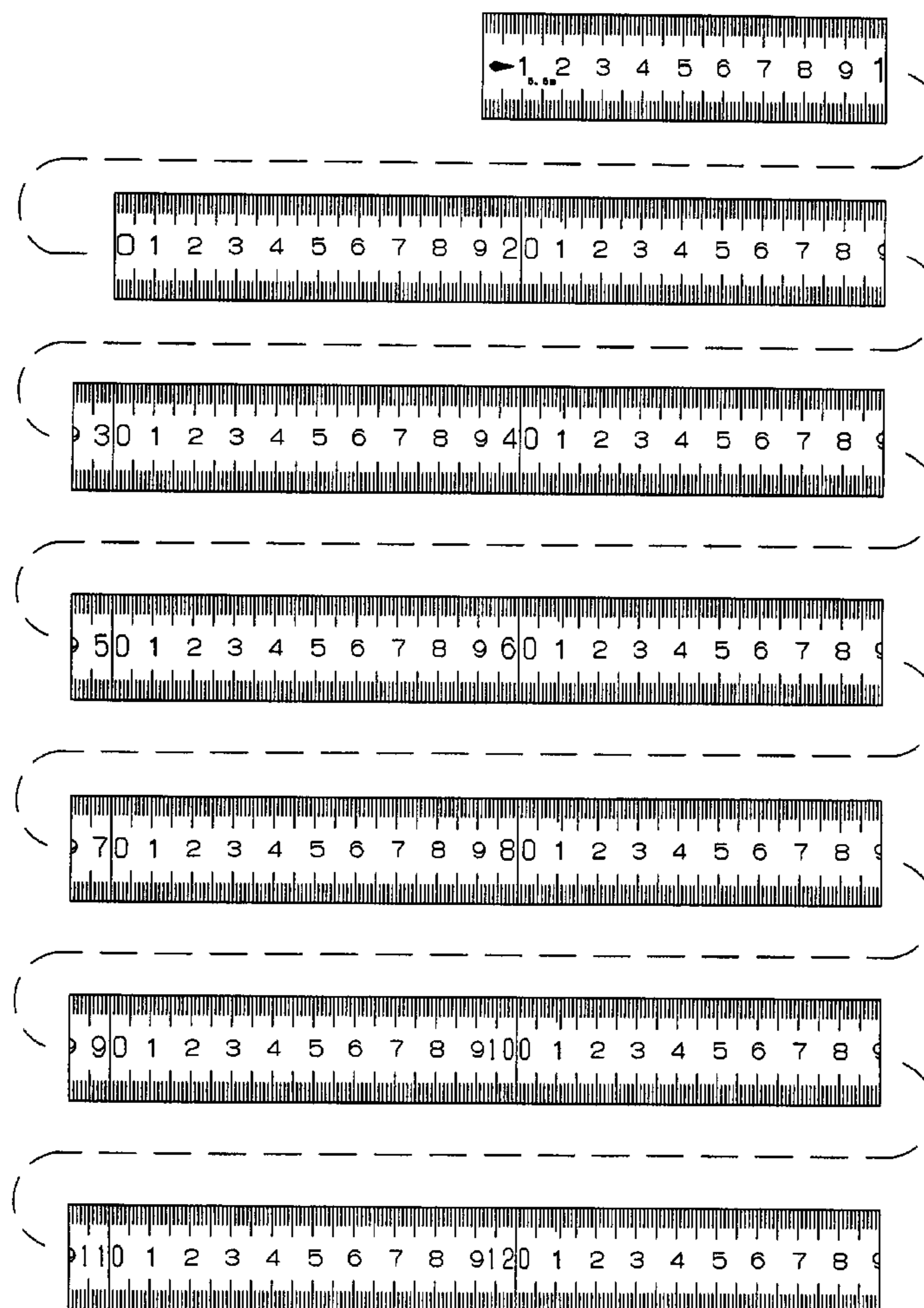
DESCRIPTION

FIG. 1 is a front facial view of the measuring tape according to the design; and,

FIG. 2 is a rear facial view of the measuring tape according to the design.

The measuring tape is expressed in a standard scale and in a reduced scale.

1 Claim, 2 Drawing Sheets



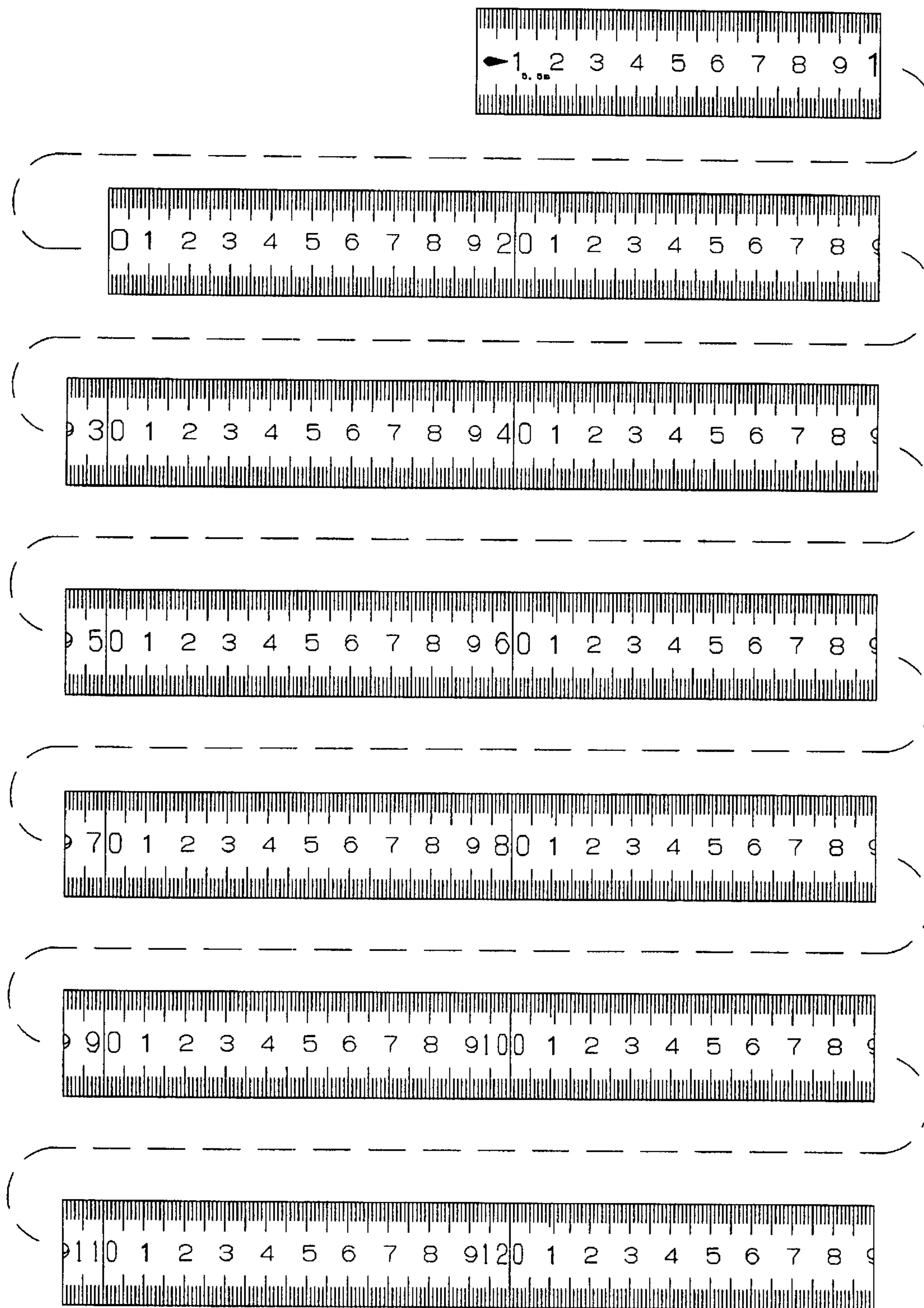


FIG. 1

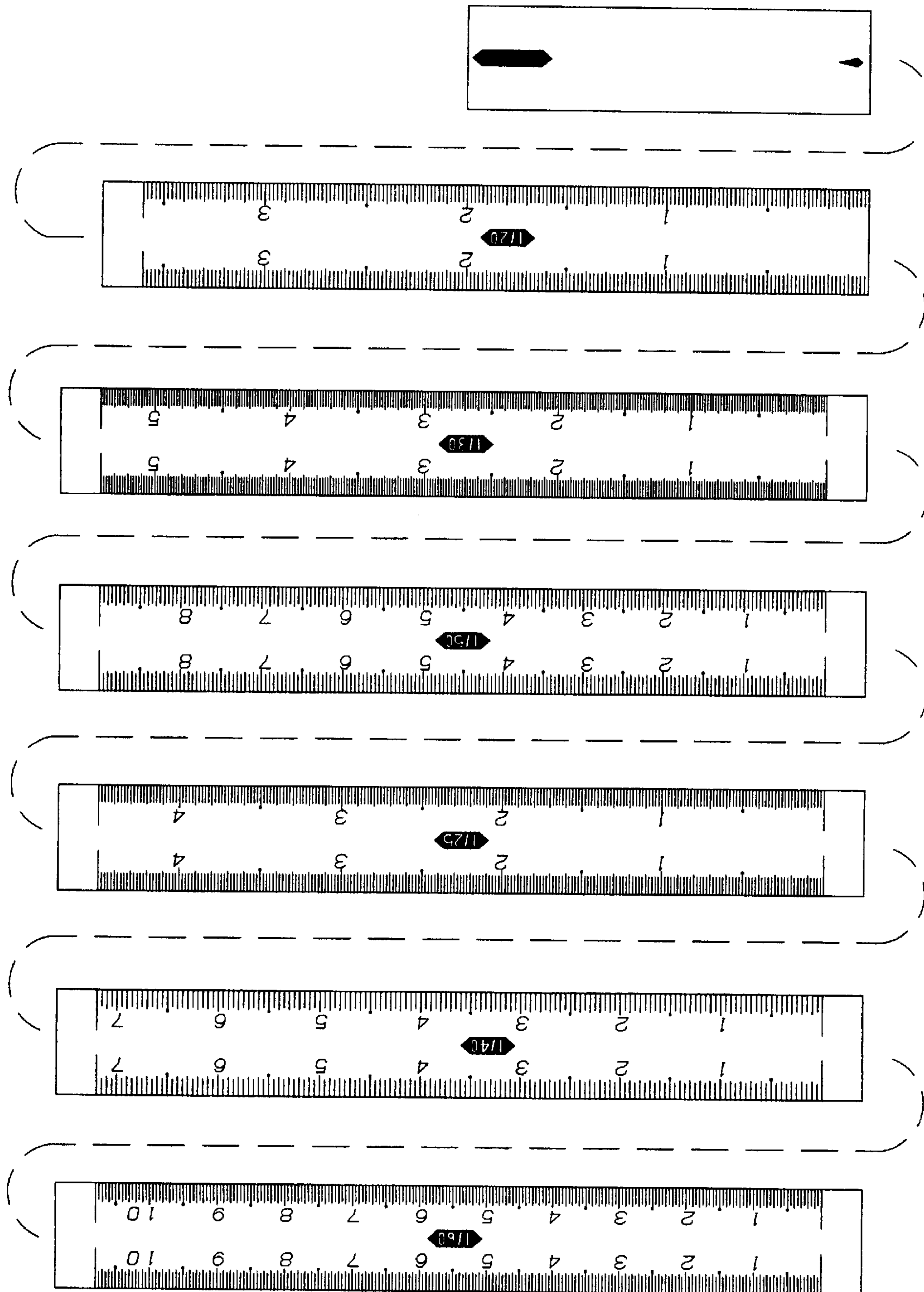


FIG. 2