



US00D531521S

(12) **United States Design Patent** (10) **Patent No.:** **US D531,521 S**
Ali (45) **Date of Patent:** **** Nov. 7, 2006**

(54) **CLOCK**

(76) Inventor: **Mohammed Ali**, 1435 70th St., 2nd floor, North Bergen, NJ (US) 07047

(**) Term: **14 Years**

(21) Appl. No.: **29/209,338**

(22) Filed: **Jul. 14, 2004**

(51) **LOC (8) Cl.** **10-01**

(52) **U.S. Cl.** **D10/6; D10/8**

(58) **Field of Classification Search** D10/1-29,
D10/31, 35, 123-126; 368/276, 285, 316,
368/317, 278, 10, 79, 239-242, 82-84

See application file for complete search history.

(56) **References Cited**

U.S. PATENT DOCUMENTS

D34,205 S	*	3/1901	Yale	D20/30
D46,769 S		12/1914	Dilger		
D56,731 S	*	12/1920	Thamm	D10/123
1,972,522 A	*	9/1934	Keller	368/278
D212,195 S	*	9/1968	Baker	D10/124
D213,843 S	*	4/1969	Summers	D10/123
D226,214 S	*	1/1973	Hoffmann	D10/126
D240,718 S		7/1976	Hertz	D10/126
D275,840 S		10/1984	Rhetts	D10/6
D288,675 S	*	3/1987	Lee	D10/126
D347,400 S	*	5/1994	Kaneko	D10/126
D411,805 S		7/1999	McDowell	D10/2
D416,809 S	*	11/1999	Ragland	D10/22
D432,023 S	*	10/2000	Fox	D10/2

OTHER PUBLICATIONS

Jeweler's Circular Keystone, Jan. 1964, p. 21, watch with American \$20 gold piece.*

Swiss Watch and Jewelry Journal, Jan. 1981, p. 20, coin watches.*

Photocopy of a New York Quarter.*

G.Neil: Motivation, Spring Feb. 2002, p. 23, Smithsonian Eagle Coin clock. Retrieved from internet Jun. 10, 2006 using Google Advanced catalog search, <URL:www.gneil.com/motivation>.*

* cited by examiner

Primary Examiner—Lucy Lieberman

(74) *Attorney, Agent, or Firm*—Goldstein Law Offices, PC

(57) **CLAIM**

The ornamental design for a clock, as shown and described.

DESCRIPTION

FIG. 1 is a perspective view of a clock showing my new design;

FIG. 2 is a front elevation thereof;

FIG. 3 a rear elevational view thereof.

FIG. 4 is a left side elevational view thereof.

FIG. 5 is a right side elevational view thereof.

FIG. 6 is a top plan view thereof; and,

FIG. 7 is a bottom plan view thereof.

The broken lines shown in FIGS. 3 through 7 are for illustrative purposes only and do not form part of the claimed design.

1 Claim, 3 Drawing Sheets





FIG. 1




FIG. 2

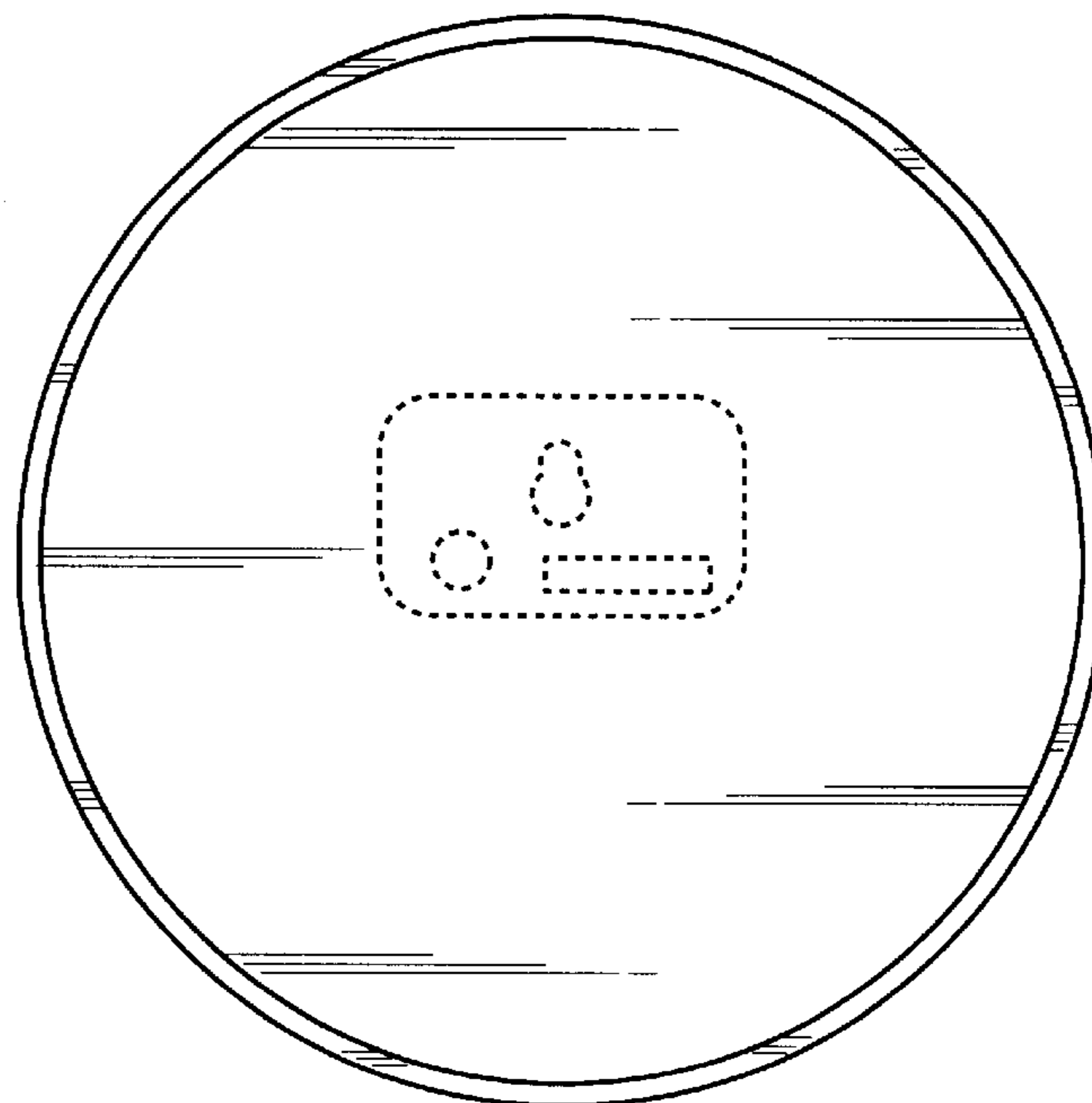


FIG. 3




FIG. 4

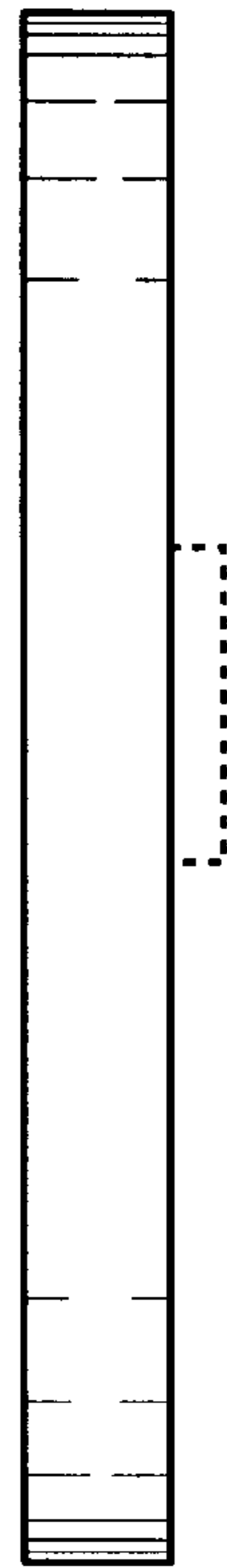


FIG. 5



FIG. 6




FIG. 7