



US00D531519S

(12) **United States Design Patent**  
**Ioannides et al.**

(10) **Patent No.:** **US D531,519 S**

(45) **Date of Patent:** **\*\* Nov. 7, 2006**

(54) **TIN CAN**

(75) Inventors: **Andrew Gregory Ioannides**,  
Oxfordshire (GB); **Ben Michael Fraser**  
**Zabell**, Oxfordshire (GB); **Sylvia**  
**Maria Farrow**, Oxfordshire (GB)

(73) Assignee: **Crown Packaging Technology, Inc.**,  
Alsip, IL (US)

(\*\*) Term: **14 Years**

(21) Appl. No.: **29/219,614**

(22) Filed: **Dec. 20, 2004**

(30) **Foreign Application Priority Data**

Jul. 1, 2004 (EM) ..... 000203773

(51) **LOC (8) Cl.** ..... **09-03**

(52) **U.S. Cl.** ..... **D9/776**

(58) **Field of Classification Search** ..... D9/500-506,  
D9/516, 518, 529, 549, 556, 569, 574, 414,  
D9/416-428; 426/115; 220/62.12, 675; D11/152;  
D28/77, 76; D34/1, 39; D7/532-542, 510,  
D7/523; 215/208-224, 241-254, 274, 316,  
215/385-392

See application file for complete search history.

(56) **References Cited**

U.S. PATENT DOCUMENTS

D59,846 S \* 11/1921 Ingram ..... D9/500

D111,766 S \* 10/1938 Hansen ..... D7/523  
D118,652 S \* 1/1940 Sawyer ..... D7/523  
D118,654 S \* 1/1940 Sawyer ..... D7/523  
D119,754 S \* 4/1940 Hutchison ..... D7/523  
5,449,089 A \* 9/1995 Turner et al. .... 220/675  
D445,030 S \* 7/2001 Croft et al. .... D9/502  
D445,337 S \* 7/2001 Croft et al. .... D9/504  
D460,894 S \* 7/2002 Ziegenfus et al. .... D7/523  
6,472,007 B1 \* 10/2002 Bezek et al. .... 426/115  
D466,371 S \* 12/2002 Parker ..... D7/510  
D502,396 S \* 3/2005 Frisch et al. .... D9/503  
D512,917 S \* 12/2005 Frisch et al. .... D9/516

\* cited by examiner

*Primary Examiner*—Nanda Bondade

*Assistant Examiner*—Shanda C Hill

(74) *Attorney, Agent, or Firm*—Woodcock Washburn LLP

(57) **CLAIM**

The ornamental design for a tin can, as shown and described.

**DESCRIPTION**

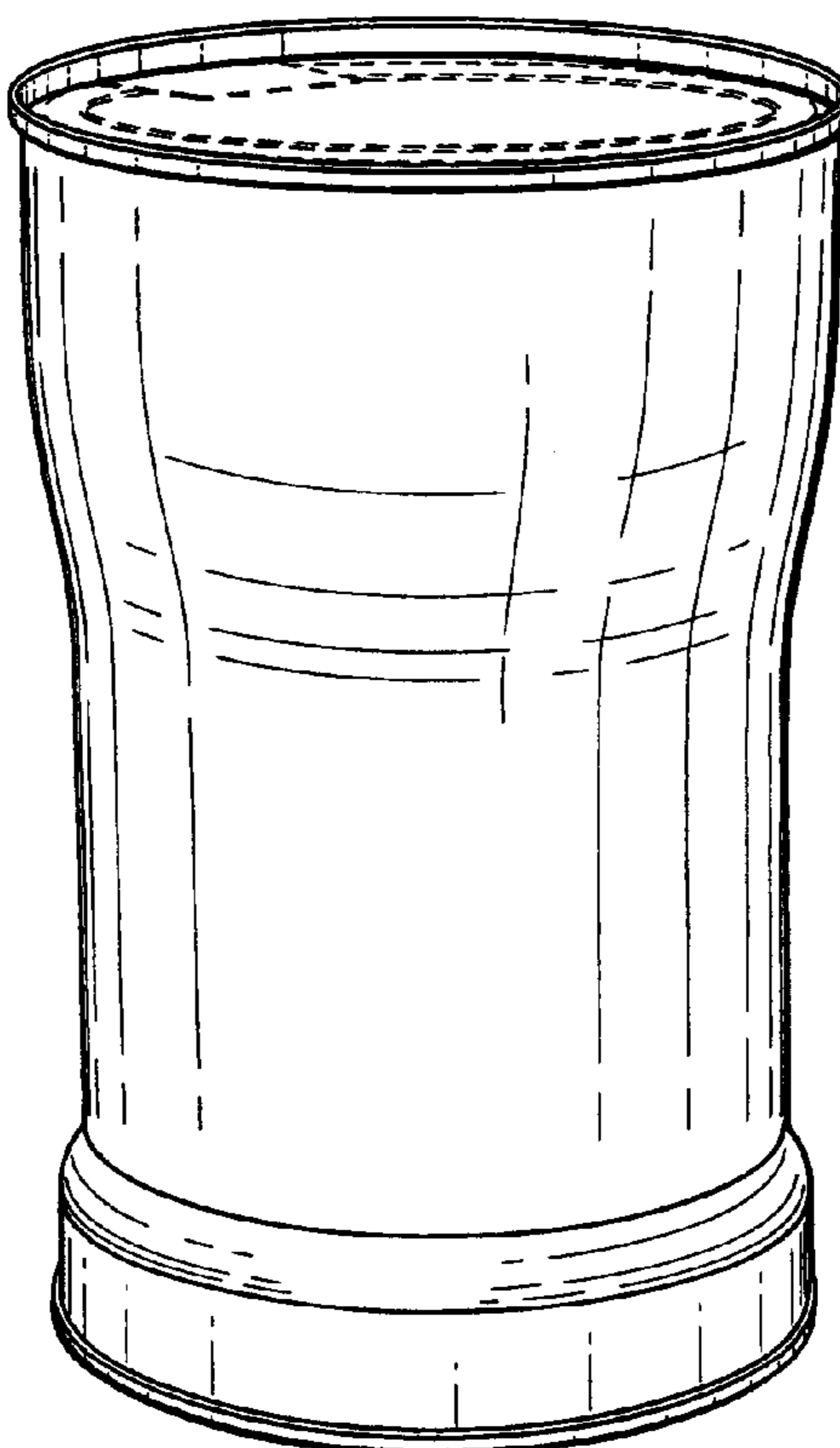
FIG. 1 is a perspective view of a tin can showing our new design;

FIG. 2 is a top view thereof; and,

FIG. 3 is a bottom view thereof.

The broken lines shown in the drawing disclosure are for illustrative purposes only and form no part of the claimed design.

**1 Claim, 2 Drawing Sheets**



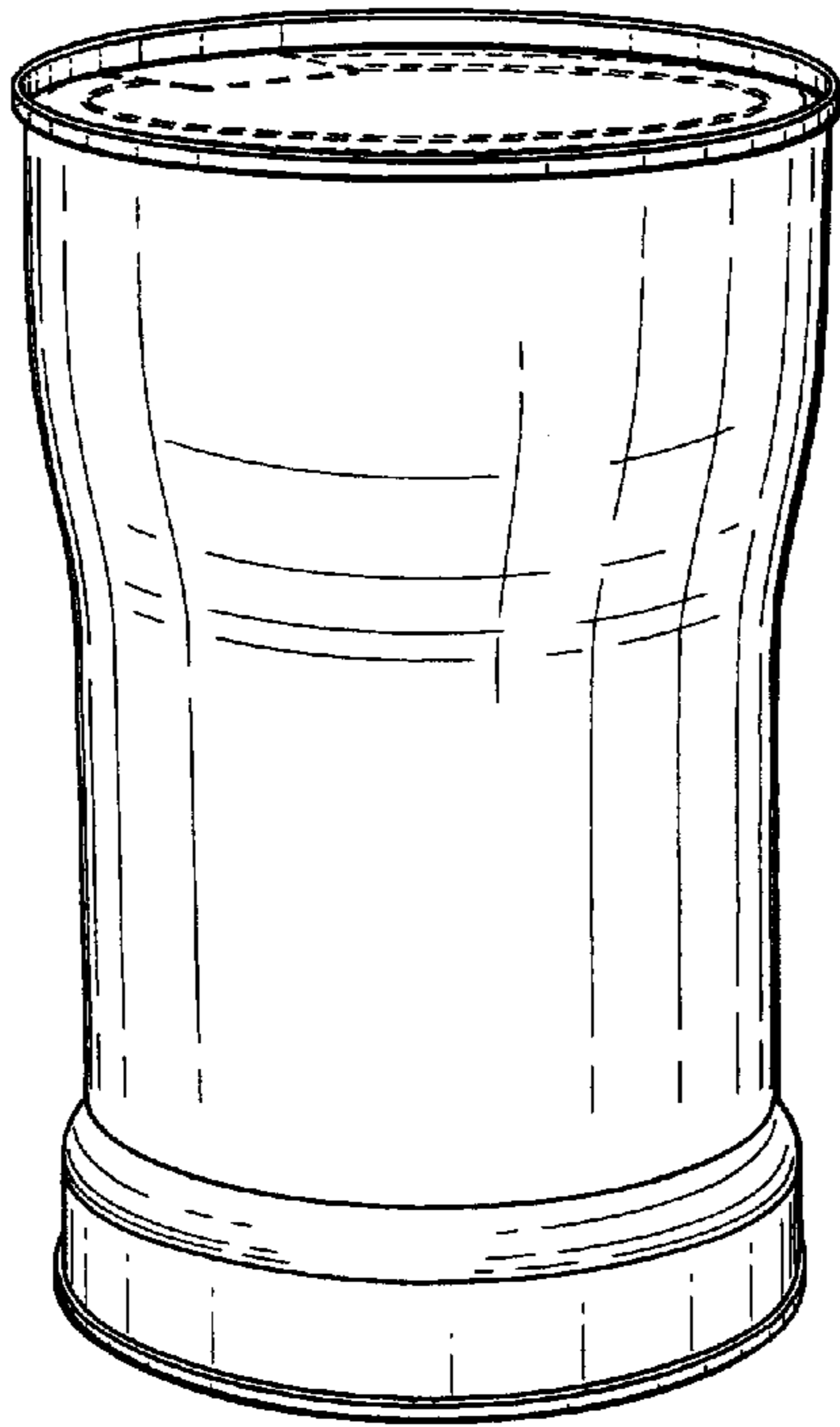


FIG. 1

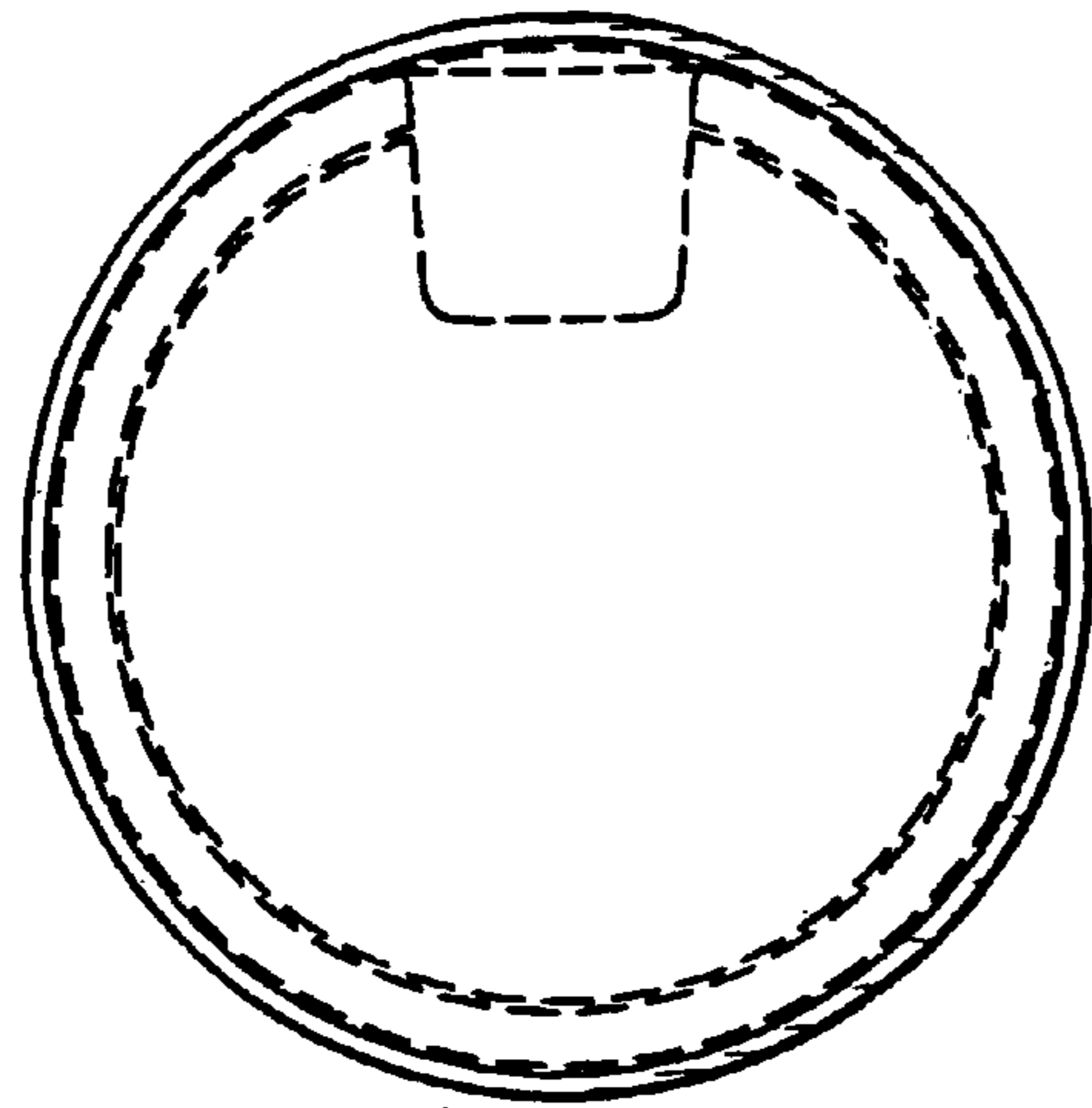


FIG. 2

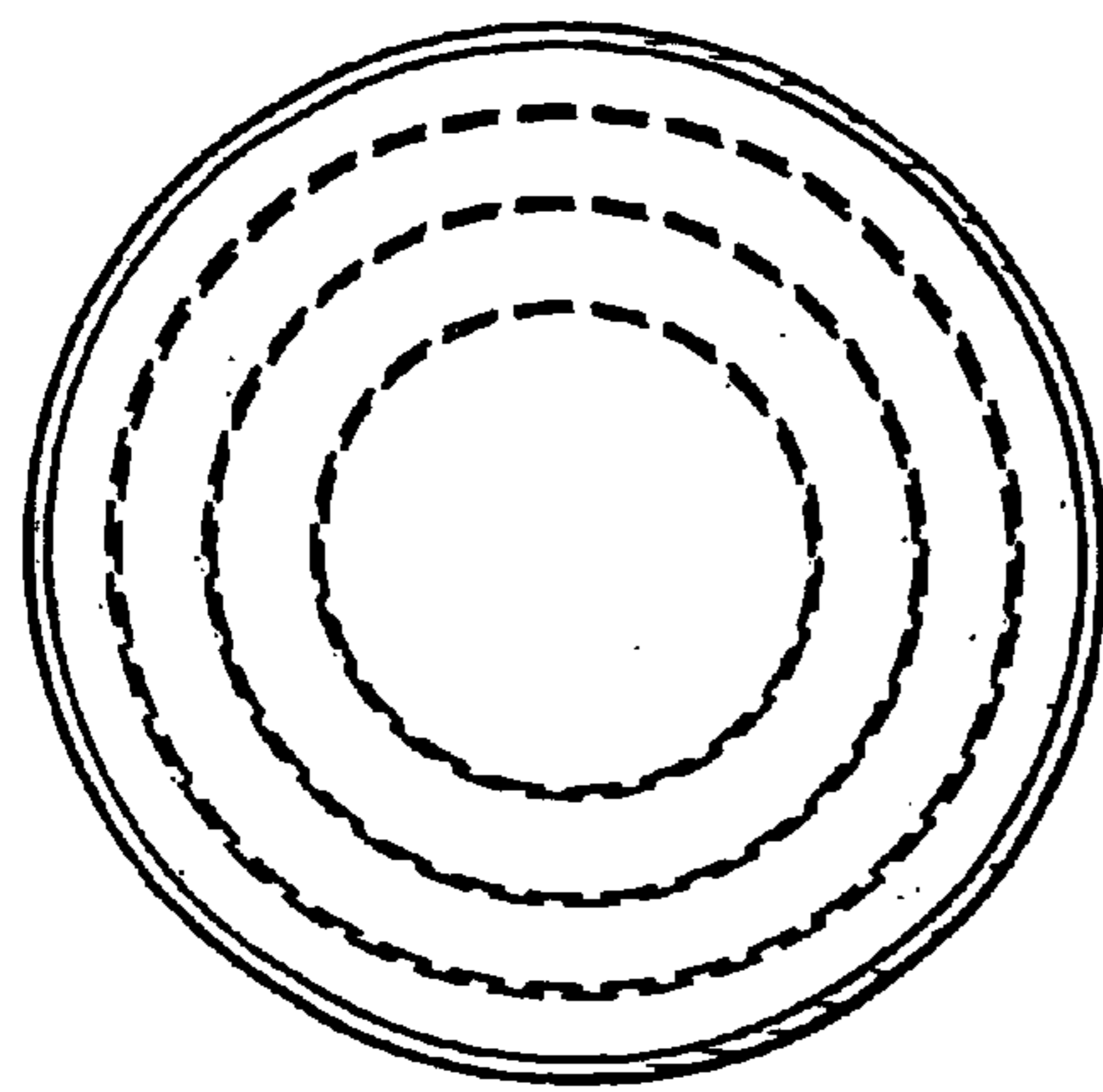


FIG. 3